

AN UNAUTHORIZED (mostly due to unnecessary, also because I said so being I'm the Author) PUBLICATION

The BUZZ – of The Fremont Hornets V.1

Issue 132



April 09 2025



Somehow managing to wing it for now over **48** years...

Welcome

IN THIS **REGULAR EDITION COVERAGE** ISSUE – You will find:
(basically in the listed order, tho a stream of consciousness device)

LATEST BUZZ (*Issue's Editorial, bearing no relation to the picture on the right*)

Also: Wonder what comprises other contents ... Can they too be summarized ?

YES ! The MARCH 2025 Hornets Nest ACTUALLY DESCRIBED IN HERE (mostly) !

You May Call This BUZZ The "A Late But MOSTLY Complete March edit "


ALL INSIDE THIS

CERTIFIABLY ANCIENT PRODUCTION

(well, maybe just the Editor)

Reminder : <http://fremonthornets.yolasite.com/> Just three little pages.

Not a lot to dig through , + **Events Calendar web page 3, ALWAYS**



THE **Latest** BUZZ (as of April 09 2025 825 PM)

(a Short Take On Present Buzz) by Mick Burton, Buzz Editor



YES! Now # 133 In case you are a new reader, the Issue number is off by one always, since # 0 was outset of this lark. That clarified or muddied, let's get to some actual important business!

“ DON'T FRET , EDITOR JUST HAD REACH EXCEED HIS GRASP... ”

After all these BUZZ issues that I have cobbled together, I have finally found one that has to be split in two at the last minute ! Try as I might, there's not enough time and even less sense in trying to trim this issue down any further than It is as you're about to get it. This is "MOSTLY COMPLETE" coverage of the March 2025 Hornet's Nest, in toto.

I have already trimmed out the existing small immediate upcoming event coverage flyers and shrank to tolerable size Some of the meeting coverage pictures. I won't sacrifice perfectly great material that remains and also have to be sure To get some other time sensitive materials into next issue, so expect another short but sweet BUZZ VERY SOON NOW

All Things Considered this isn't a bad problem to have as an Editor. Now our meeting herald issue the month signalling our true 48th Club Anniversary (started 2nd Friday April 1977) that I have to put meeting coverage and events news in two issues

===== -mb

APRIL 11 2025 Fremont Hornets 48th Anniversary Celebration Club Contest

Gundam It, Mecha You Mind Up to Compete

Real Easy Rules here: If your subject model fits into the class of GUNDAM or GUNPLA, or MECHA, it's competitive !

*After that, depending on entry turnout,
splits may or may not be made,
but in any case CA\$H Prize\$ awarded for at
least 1-2-3 placements overall.*

MARCH 2025, Our Hornet's NEST Held at GAMES of FREMONT's Shop






As it went, attendance of the March meeting was pretty spectacular right off the bat. The space available was filled well before meeting called to order by the mildly panicked President (due mostly he hadn't remembered to shanghai someone to take notes)

With an adeptly timed small offer of later recompense (aka a blatant bribe) a reliable party was secured to do due diligence note taking thus meeting called to order at 1952 PST. Thanks to those notes, Editor can now accurately report that for then next five minutes President blathered on about upcoming Region 9 and club contests, then Aaron Rhetta got a chance to introduce details of the April Mad Max contest at GTC in San Jose, Louis managed a joke about a Mad Max scratchbuild before President began another minute of blather. Chris Bucholtz gave some news on the IPMS HQ front, Joe Dudek put in an appreciated plug for the



upcoming Seattle IPMS Spring Show, Dave Parks noted that Games of Fremont shop is now carrying a selection of GUNDAM models, Bob Meyers added some color to the conversation, Eugenie Ray gave good promotion to GTC as a supporter of clubs, that GTC too has recently been increasing ranges in their retail inventory in a help to modelers of all genres. ***And @ 2008 PST:***


NOW Let's go MODEL TALK for MARCH 2025 NEST: (much thanks again to Jim Bob Koaster for taking notes for us)



Joe Dudek brought along to share with us his 1986 purchase, Italeri kit of Renault F1 car that raced on track in 1980. As he said, it's a difficult car model, work is a lot to finish it, (he works on in fits and starts, never seen one done on a table or show)









Aaron Rhetta with his kit bash Gundam (his entry for the GTC Mad Max competition)


Explained how he mashed together pieces of many kits to get 100 % what he wanted, right now a Work In Progress.

Mark Balderrama went through his kits collection, didn't want to get rid of his 1/72 airliners. Started in fact on one, the C-47 from Italeri now being converted over to civil DC-3 for a United Airlines eventual livery





Mark also had this nifty tome on Howard Hughes and TWA, the possibilities of an airline livery swap seem rife with potential...





Bob Meyers had a MERDC camo set from AK Interactive for his modern 1/35 Armor (a Takom kit, specific item was not ID'd) . The chosen MERDC variation was German green scheme with hand painted edge white camo.

Next to that, Bob had a Sherman Firefly (not sure which kit used as notes not show ID'd)





Bob also had two German Tigers in 1/35, one WIP, one done.



Not completely sure, but I believe done one is Tamiya kit Tiger from 1997, WIP is Initial Production Tiger (Dragon Kit)



Bob helpfully had along a note card that I took picture of, now share below, that help also to illustrate the differences here

Dragon Initial Production
#100 eventually captured by Russians
and shown to public

- highlight differences:

- storage bins
- lack of fenders
- minimal tools

- will go in a rigette I'm working on
buried in wet/deep mud

- full engine from Takom

Chris Bucholtz brought out a diverse menagerie of Works In Progress, beginning with his AVG (Flying Tigers) plane from the Airfix Hawk 81 kit, now with improvements.

While these are identified as early Curtiss P-40s, this version actually was an export (non USAAF) model so there are detail differences. A few of those differences included no radios, wing guns or reflector gunsights when purchased (as not Gov't Furnished Equipment), FYI.






Chris now has his Smilodon in 1/20th scale now on a base with the kittens,



Not so easily discerned is that he has also included a potential “cat toy” in this scenery set up.

I am referring to the 1/20th scale prehistoric tortoise inside Curiosity Cone of free range Smilodon kitten.

As Chris noted, the juveniles resembled more closely African or American lion than the adults of species, a boon to suckling Mother Smilo all things considered, Saber teeth would not have been practical setup then.



Chris also had this “Chris Scale” (1/72) German SDKFZ 232 armored radio car from AFV Club, partly inspired to take this on as he had fond memories of days gone by, early modelling Monogram 1/32 armor. This is the one that got away, so now is being done in his matured preference scale, and proves a devil of details !

Lastly but not least, Chris has underway a Monogram 1970s boxing of F7F Tigercat undergoing a Nightfighter conversion for the Seattle Museum Of Flight club display



And just because I had this shot it would be shame not to use it, a break shot for a look at meeting table with Chris B, Bob M. contributions in collective view.

Okay, back to Model Talk...

Alan Oneal doing a Tamiya 1/35 scale Panzer in desert version, building it primarily with focus on those fine figures for crew



Editor is providing two total shots, focus primarily on trying to do better focus next time around,..

Eugenie Taylor brought in her AH-64 Chopper using the 1/48 Monogram kit, which she got in the December SVSM gift grab. She is trying to finish it for the March SVSM club contest it qualifies for, and her advice this kit is not good, do not attempt !



One example that Eugenie gave of how ornery this kit has been for her, is that pair of clamps seen on lower left of box, which she has been employing here. She said it was in place holding fuselage together whilst she and her husband went to watch game on television, Next thing they know a loud cracking pop is heard and they find this clamp has flown across room onto floor...



Husband **Randy Ray** shared his new project Panther G by B? (no record of the specific kit but this)



Minutes do note that resin parts in this along with super opinion.

Also as part of note record that an elaborate part by part model explanation given ...

Anthony Cheung had now two A-37B Dragonfly in 1/72 scale, both Hasegawa kits. One was done hand paint using Life Color brand for the SEA Camouflage scheme, other one hand painted also but this time with Testors brand paint.



Okay, we did have a break called in here somewhere, and so Editor is going to put some random meeting shots in gallery call it a break point then resume the Model Talk to finish the coverage. Enjoy !





OKAY

BREAK'S OVER

BACK TO MODEL TALK !





Angela Falvey came this meeting with miniatures from the game system Warhammer 40K.

Imperialists.

Thunderhawk Airship.

Tiny rhinos.

Marines (tiny form!) (Deathguard)



While this Editor can't sort them out clearly, he will show best pictures he can.

As he admitted quite clearly how utterly charmed he was with the group and the colors here, during that meeting 😊





John Larson 1/72 Apollo 27 Pegasus kit, pleasingly simple , made of ABS plastic.



It's a Pegasus Hobbies "What If?" design, speculating how if 1970s manned space to the moon projects might have gone on.

John also brought along a CollectAire F-86H Sabre Jet model resin kit which was lacking all its decals. Purchased from RC Hobbies. He gave this kit to the President who deeply desired to have it (JL really was giving it away, this wasn't an executive robbery gambit.)

He also brought along an M113A1 huge scale kit from Andy's

Hobbies with a personal story to share. More detail and pictures in another issue article will follow, as Editor must report:

SORRY THIS ISSUE HAS RUN OUT OF ROOM – AT SIZE LIMIT FOR MY PDF Archive at this point. We left off at:

929 Ethan Larson Land Fortress diorama underway, creek diorama, Land fort was a 3D print, has figs, lighting kit

936 Mark Schynert His take on 90 day horror (wonders) 1/72nd kit

940 Jeff Mason Israeli Sherman M-51 tamiya, M1A2 Abrams **942 Model Talk ends And that's that for 2025 MARCH**

Nest. Okay. Done for now. Will be finishing this meeting report in BUZZ 133 coming soon! -- mb

Coming Up NEXT

The Next Hornets Nest Night Is **FRIDAY APRIL 11 2025**

REMINDER – WE WILL BE AT OUR MEET VENUE in FREMONT

Treasurer/VP Dave Parks has again come through for the Club with this new plan

We will begin meeting at 7:30 PM and end by 10 PM, that is a surety. Short bit of business to get our bearings and then we go to Model Talk in depth. We are the appreciative guests of this Hobby Game Establishment and we will endeavor to make them quite pleased to have us as regular attendees in future as they & we grow more.

GAMES of FREMONT, 39281 Fremont Hub #200, Fremont CA

Located in the Fremont Hub Shopping Center, Corner of Mowry Ave & Fremont Blvd

PLUS IN A FUTURE NEXT EDITION

WE MAY SEE THE FINISHING PART OF WHAT WENT ON AT THE MARCH 2025 HORNETS NEST event

STAY TUNED

ALONG WITH COVERAGE OF MORE NEWS OF OUR HOSTING SOME CLUB CONTESTS THIS YEAR



Reminder : <http://fremonthornets.yolasite.com/> Just three little pages.

- Mick Burton, madman at large – DAZE61283@mypacks.net
(sole fool responsible for bad content or rude comment here) “ Come for the models Stay for the Sarcasm “