

AN UNAUTHORIZED (mostly due to unnecessary, also because I said so being I'm the Author) PUBLICATION

The BUZZ – of The Fremont Hornets V.1

Issue 131



April 06 **2025**



Somehow managing to wing it for now over **48** years...

Welcome


IN THIS **REGULAR EDITION COVERAGE** ISSUE – You will find:
(basically in the listed order, tho a stream of consciousness device)

LATEST BUZZ (*Issue's Editorial, bearing no relation to the picture on the right*)

Also: Wonder what comprises other contents ... Can they too be summarized ?

YES ! The February 2025 Hornets Nest ACTUALLY DESCRIBED IN HERE !

You May Call This BUZZ The “An Extremely Late But Complete February edit”



ALL INSIDE THIS

CERTIFIABLY ANCIENT PRODUCTION

(well, maybe just the Editor)

Reminder : <http://fremonthornets.yolasite.com/> Just three little pages.

*Not a lot to dig through , + **Events Calendar web page 3, ALWAYS***



THE **Latest** BUZZ (as of April 06 2025 1225 PM)

(a Short Take On Present Buzz) by Mick Burton, Buzz Editor

YES! Now # 132 In case you are a new reader, the Issue number is off by one always, since # 0 was outset of this lark. That clarified or muddied, let's get to some actual important business!



“ DON'T FORGET OUR FIRST CLUB CONTEST is part of APRIL Nest ”

APRIL 11 2025 Fremont Hornets 48th Anniversary Celebration Club Contest

Gundam It, Mecha You Mind Up to Compete

Real Easy Rules here: If your subject model fits into the class of GUNDAM or GUNPLA, or MECHA, it's competitive !



After that, depending on entry turnout, splits may or may not be made, but in any case CA\$H Prize\$ awarded for at least 1-2-3 placements overall.



FEBRUARY 2025, Our Hornet's NEST Held at GAMES of FREMONT's Shop



February Fremont Hornet's Nest, of course fell on that most romantic of commonly recognized annual events in the last 100 plus years, Valentine's Day. So, this essentially was an unexpectedly great turnout for the President to preside over !




As it were, several who made the meeting actually had met their commitments with regards to this deadly to miss holiday. In Editor's case it wasn't an issue this year, so he was quite content to have some model community after another hard work day.


We were blessed with having the full and exclusive use of the "white room". Which was the former headquarters of Games of Fremont shop who gives us this fabulous meeting locale chance, now they are located in a bigger space next door. Where they are also, as they were this evening, hosting several large groups of Gamers. We are so spoiled getting this very compatible bit of semi private space to ourselves at our kind of affordable rental, my prayers then as now that we can continue this path of fortune

After a good spell of getting folks situated, the President broke up the fun calling meet to formal order, gave some blather about the very excellent IPMS Fresno Scale Modelers 2025 show held at a new locale with great reviews, noted some upcoming Club events as well that until May there would otherwise be no other Region Nine events coming up.

NOW Let's go MODEL TALK for FEBRUARY 2025 NEST: (much thanks again to *Jim Priete* for taking notes for us)

Anthony Cheung had a Cessna A-37B by Hasegawa in 1/72nd scale done up in RVNAF scheme, nicely executed here.







Frank Babbitt brought out his 1/48th scale MiG-15UTI, made from the Trumpeter kit, which he felt as he noted many others also do, this was the most accurate MiG-15 in this scale of the several offered over the years. Gunze Sangyo paints for finish.





My hats off to Frank, this Polish Air Force scheme is very attractive and the two seater MiG-15 has the better lines in my book.



David Balderrama showed he has taken up building his Huma 1/72 Triebfluegel, a kit he bought at Hobbytown Milpitas back in the 20th century, circa 1993 !

He outlined how he had trouble sanding fuselage with rotating wing attached, right now you can just see those wings setting on table near the black workstand holding the wicked fighter beast




Editor can concur this kit is not easy on the nerves, I too did this one in 1993, solved my wing fit by just set in place, glued, rendered as a Soviet 1946 project. It did form an article basis for the Styrene Sheet though !



Aaron Rhetta really enjoys this particular **Gundam Nightingale**, I know in part because I have seen him provide smaller scale examples in recent past, with a common thread of this marvelous “lightning” finish.

He brought this latest exceptionally large scale to our Feb meeting, and gave an excellent talk on all that he is putting into this version. Along with an example of his worksheet for his April GTC event



Neither Jim or I could have taken proper notes on Aaron's briefing, and I just took a series of pictures to try to convey









This large scale version of this Nightingale model, truly provides plenty of detail and thus incredible amount of work to render it as sweet as Aaron has done here. He is customizing the components for outfitting the fighting aspects of this too which includes the mighty gun weapon among them. I am sorry that I could not manage to get a picture to show the very cool lighting effect that comes out when UV light is shone upon this model.

Aaron has a contest coming in April at the GTC store in San Jose, and it consists of not only building an entry but also creating a “bit of wisdom” writeup to explain or illustrate a modelling technique. He gave me a PDF of his “lightning” Paint technique that will be part of this entry and I have it on our Fremont Hornets Annex Site web page for now.



<https://freehornetsannex2.yolasite.com/left-field.php> “ How To Paint Lightning” pdf file is placed just above new BUZZ





John Larson brought in this 1/48 scale type 16 JGSDF Tamiya kit. Editor had to investigate what this vehicle is, as he was totally unfamiliar with this modern armor!



Ethan Larson- Commander Farsight figure, War Boss? Doom Stalker, Enforcer ? Take a look on ahead either way...







While the notes on hand don't give us much, the models and the photos of them do some justice to Ethan's work, eh?!






















Chris Bucholtz had WIP Airfix Curtiss Hawk 81 (export P-40 Warhawk) and a Special Hobby Mk 21 Spitfire







And just ahead, Ben Pada's "Ben Scale" earlier mark Spitfire is making a run at "Chris Scale" birds you just saw...





Ben's Mark V Spitfire in tropical operating configuration is the Eduard kit, and the decals gave him some fits (they don't move)
He used MRP paints for this great finish. Ahead, two looks at his WIP NA Mustang P-51 Razorback, also an Eduard kitting.





Lastly, we have an appreciative nod to another attendance by Free Hornet alumnus Greg Guild, with goodies to sell !



And that's that for 2025 February Nest. Okay. Done for now. Let's look at some upcoming events, shall we?
-- mb

In APRIL 2025, Free Hornet Aaron Rhetta is sponsoring a cool contest at his other hobby locale, GTC in San Jose:



18 S 8th St San
Jose CA 95112

Model “How-To” Challenge

Provide a step-by-step tutorial on how to do any technique related to model building.

Examples Topics Include:

- Removing Nub Marks,
- Removing Seam Lines,
- Panel Lining,
- Weathering,
- How to Hand Paint,
- How to Spray Paint,
- Specific Paint Techniques,
- How to use Particular Products,
- Scribing
- How to install LEDs
- Anything else related to Model Building

When: Saturday April 19th at 1pm.

Where: GTC Store during the Mad Max Model Contest Event

Prize: \$20 Store Credit to GTC

Must Be Present to Win

Rules:

- Should be written or video format,
- Needs to include pictures.
- Should detail each step.
- Entries can be submitted in the club discord in the “How To” channel or be delivered in person.
- No restrictions on the number of entries per person.

ON SAME SATURDAY, Aaron's brother Adam is having this hard charging contest, at same place, GTC in San Jose

Char's Fantasy



Model Club

Mad Max Competition

Saturday, April 19th

Time: 12:00-4pm

Gifts Toys Collectables: 18 South 8th St
San Jose CA, 95112

Rules

- **Must Be present to Win!!!**
 - 1 entry per contestant
- Any type or size of model/ miniature (gundam, plane, car, tank, ect)
- Customize to fit "Mad Max" Aesthetic (rust, spikes, chains, ect)
- Judging begins at 2pm



THIS IS THEIR LATEST CLUB FLYER which has helpful links and information for your enjoyment, Thanks Aaron !



Scan here to Join us on Discord!!!



Scan here to follow us on Instagram!!!

Come build with us at GTC (Gifts Toys Collectables) store at 18 South 8th St San Jose CA, 95112 on occasional Saturdays at 12:00pm!!!



QUARTERLY FLEA MARKET

Saturday, May 3rd 10a-2p
1350 Coleman Ave, Santa Clara

What might you find at the GK Flea Market?

Board Games, Miniatures, Books, Comics,
Action Figures, Trading Cards, Collectables
and more!



Want to be a Vendor?

\$30 to rent a spot and sell your wares

Call us at 408-564-4825

Be wary of scammers, we only ever book over the phone

Coming Up NEXT

The Next Hornets Nest Night Is **FRIDAY APRIL 11 2025**

REMINDER – WE WILL BE AT OUR MEET VENUE in FREMONT

Treasurer/VP Dave Parks has again come through for the Club with this new plan

We will begin meeting at 7:30 PM and end by 10 PM, that is a surety. Short bit of business to get our bearings and then we go to Model Talk in depth. We are the appreciative guests of this Hobby Game Establishment and we will endeavor to make them quite pleased to have us as regular attendees in future as they & we grow more.

GAMES of FREMONT, 39281 Fremont Hub #200, Fremont CA


Located in the Fremont Hub Shopping Center, Corner of Mowry Ave & Fremont Blvd

PLUS IN A FUTURE NEXT EDITION

WE MAY SEE WHAT WENT ON AT THE LATEST HORNETS NEST event

STAY TUNED

*ALONG WITH COVERAGE OF **MORE NEWS OF OUR HOSTING SOME CLUB CONTESTS THIS YEAR***



Reminder : <http://fremonthornets.yolasite.com/> Just three little pages.

- Mick Burton, madman at large – DAZE61283@mypacks.net
(sole fool responsible for bad content or rude comment here) “ Come for the models Stay for the Sarcasm “