


AN UNAUTHORIZED (mostly due to unnecessary, also because I said so being I'm the Author) PUBLICATION

The BUZZ – of The Fremont Hornets V.1

Issue 119

May 30 2024



Somehow managing to wing it for now over **47** years...

Welcome

IN THIS **COVERAGE** ISSUE – You will find:
(basically in the listed order, tho a stream of consciousness device)

LATEST BUZZ (*Issue's Editorial, bearing no relation to the picture on the right*)

SPECIAL EDITION : WRAP CATCHING UP w/ APRIL's HORNET NEST

OH NO ! It Appears Now We Are In "Clear And Present Danger" of hosting TC-16

You May Call This BUZZ The "TAKING THE FIFTH BUZZ of Year edit "

ALL INSIDE THIS

CERTIFIABLY ANCIENT PRODUCTION

(well, maybe just the Editor)

Reminder : <http://fremonthornets.yolasite.com/> Just three little pages.

Not a lot to dig through , + **Events Calendar web page 3, ALWAYS**



THE **Latest** BUZZ (as of May 30 2024 1139 PM)

(a Short Take On Present Buzz) by Mick Burton, Buzz Editor

YES! Now # 120 In case you are a new reader, the Issue number is off by one always, since # 0 was outset of this lark. That clarified or muddied, let's get to some actual important business!

“THE FIFTH TASTY as EDITOR CATCHIN UP!”



Sweet matriarch of your choice of entity, here it is May 30th and the forecast return to Original Recipe for Free Hornets Buzz after five catch up editions is here in sight

No fooling, the April Nest news in this issue, which coincidentally has the honor of giving unmistakable notice that yes, by the concerted efforts of our heroic Vice President Mr David Parks, we have contract in place signed off for TRI CITY Number SIXTEEN, so sweet it is

This will be our 3rd time a charm working with the venue, pleased to say the Lodge is a splendid fit.

As your Contest Director, I will share that indeed we are in Clear and Present Danger of having a damned good time in November Greater detail will soon be yours

- mb

ALRIGHT REGION NINE – WE ARE CONFIRMED so FREE HORNETS PROUDLY BRING YOU:



TRI-CITY CLASSIC XVI

Scale Model Contest and Exhibition



Saturday, November 09 2024

at the **Fremont Elks Lodge**, 38991 Farwell Drive, Fremont, California **9am - 5pm**

66 Categories of Competition in Aircraft, Autos, Figures, Ships, Military Vehicles, Space & Fictional, and Paper Kits

“ *Clear And Present Danger* ”

(On Theme Entry Subject: anything from USA, Cuba or Central/South America or directly related)

NEW Special Awards in addition to traditional First/Second/Third place are:

“ **Operation Reciprocity** ” Award for Best Entry befitting the Contest Theme

“ **Triple Threat** ” (three awards: Best: USCG Subject, Special/Black Ops Subject, Single Rotary Wing Subject)

“ **Semper Fidelis** ” Award for Best Post 1985 USMC subject

ALSO “**Mulieres Volante**” for Women In Aerospace Entry & “**Know A Hornet’s Mighty Sting**” for Best American Fighter Aircraft

Plus these: “ **Best Twin Engine Lightning** “, “ **IT FIGURES** ” (Up to 3 Awards for Junior/Youth with prolific entry)

Also: Vendors, a raffle and other fun items announced on day of event!

Free Admission to all spectators!

Contestant Entry: \$ 10 for modelers 18 & older w/FIVE model entries/less (\$15 for **SIX or more**) Any modelers 17/under, FREE with unlimited entry

For **Vendor Information**, Contact VP **David Parks**, DAVIDPARKS81@comcast.net. Be advised : **VALID CA SALES TAX PERMIT REQUIRED**

For All Other Queries : Email **Contest Director** Mick Burton directly at DAZE61283@mypacks.net with “Tri City 16 Contest” on subject line

The following are planned for 2024 TriCity Classic XVI. Entrants should not plan for nor expect splits. **SWEEPS ALLOWED** in REGULAR CATEGORIES. (Not for Specials)

Cat #	Category Description	Youth = (12 & Under)	Junior = (13-17)	Senior (18 and up)	AS = All Scales	AS/AT = All Scales / All Types
1A	Youth Aircraft AS/AT	1B Youth Automotive	1C Youth Mil Vehicles	2A Youth SF/Fantasy/Veh & Figures	2B Youth All Other	
3A	Junior Mil Vehicles	3B Junior Automotive	3C Junior SF/Fantasy/Veh & Figures	3D Junior Ships/All Other	4 Junior Aircraft AS/AT	
5	Biplanes/Fabric & Rigging, 1/32 & larger		11	Multi Engine Jet/Rocket Aircraft 1/72		
6	Biplanes/Fabric & Rigging, 1/48 & smaller		12	Single Engine Prop or Turbo Axis 1/48		
7	Single Engine Prop or Turbo 1/72 Axis		13	Single Engine Prop or Turboprop 1/48 Allied/Neutral		
8	Single Engine Prop or Turbo 1/72 Allied/Neutral		14	Multi Engine Prop or Turbo Aircraft 1/48		
9	Multi Engine Prop or Turbo Aircraft 1/72		15	Single Engine Jet/Rocket Aircraft 1/48		
10	Single Engine Jet or Rocket Aircraft 1/72		16	Multi Engine Jet/Rocket 1/48		
17	Aircraft 1/87 scale and smaller		22	Rotary Wing Aircraft, AS/AT		
18	Aircraft Prop or Turboprop 1/40 and larger		23	Artillery and related ancillary vehicles, Cannons, unmounted Small Arms, AS		
19	Aircraft Jet 1/40 and larger		24	Surface Ships 1/401 & Smaller		
20	Air Racers/Civilian Air, AS		25	Surface Ships 1/400 & Larger		
21	Air Liners AT/AS		26	Submarines, AS		
27	Autos Custom & Low Rider, AS		34	Military Softskin 1/35		
28	Automobiles Competition, Open Wheel, AS		35	AFVs & Military Softskin 1/48 only		
29	Automobiles Competition, Closed Wheel, AS		36	AFVs & Military Softskins 1/25 & Larger		
30	Motorcycle/Autos, Other, (Stock, Utility, Pickups) AS		37	AFVs Military Softskin 1/50 & Smaller		
31	Armored Fighting Vehicles 1/35 Allied		38	Real Space, Capsules, Orbiters & Deep Space Vehicles, AS		
32	Armored Fighting Vehicles 1/35 Axis		39	Real Space, EARTH Based Launch Vehicles ONLY, AS		
33	Armored Fighting Vehicles 1/35 1955 & later		40	Real Space, Surface Exp/Land Craft, & Earth bound test subjects, AS		
41	Missiles & Rockets, All Types/All Scales		47	Sci Fic Vehicles/Spacecraft, AS	52	PAPER Models, AS/AT
42A	8" or less tall Figures Fantasy & Sci fi, Horror, Robots		48	Figures, Historical, to 18 th Century	53A	(Less) UNFINISHED Subjects
43B	9" & taller Figures Fantasy & Sci Fi, Horror, Robots		49	Figures, Historical, 19 th Century & beyond	54B	UNFINISHED (More) Subjects
44C	GUNDAM Models, ONLY, 1/144 scale & smaller		50A	Dioramas, 8"/smaller base	55	Collections (5 or More subject), AS/AT
45D	GUNDAM Models, ONLY, 1/143 scale & larger		51B	Dioramas, 9" & up larger	56	Miscellaneous, AS/AT
46E	SciFi Wargaming Subjects ONLY (Warhammer, et al)					

Special Awards in addition to traditional First/Second/Third place are: (Please Note: *NO SWEEPS* in Special Awards)

1. "Operation Reciprocity" Award for Best Entry befitting the Contest Theme
2. "Triple Threat" Award (3) Best "USCG", "Special/Black Ops", "Single Shaft Rotary Wing" Subject
3. "Semper Fidelis" Award Best Post 1985 USMC Subject (Real or Not)
4. "Mulieres Volante" Award for Women In Aerospace Subject Entry
5. "Know A Hornet's Mighty Sting" for Best American Fighter Aircraft, in honor of Sir Bob 1759 OBE
6. "Lightning Strikes Twice" : Best English Electric or Lockheed Lightning, Arado Blitz (all are Twin Engine Lightning)
7. "Kenneth Jung Memorial Award" Contest Director's Choice
8. "Steve Travis Service Award" Recognition for Service to Fremont Hornets or Region Nine
9. Awards Best in Category for: Fig or Robot; Auto; Ship or SpaceShip; Aircraft; Armor; Diorama, Show Senior, Show Junior or Youth
10. **IT FIGURES Lester Tockerman Memorial Award** 3 set Junior/Youth Awards, Given by MIRANDCO in honor of a great man and contributor






APRIL 2024 Hornet's NEST, Held at Al's Shop

We have been getting pretty good at making sure the burgeoning population of our 2nd Friday evening meets was given good accommodations, April was not quite as filled up as prior three months, however it was packed just the same. You may note the far less tall background on the right side of the room in this shot though. Mute evidence that indeed, our beloved truly one of a kind BEST REAL LIFE HOBBY SHOP EVER, owned and operated by Mr Al Gerace, Patron Saint, was likely soon to close.



Meeting discussion opened for a short while to discuss the current forecast, and agreement we'd resume business matters after we concluded Model Talk, with updates for upcoming stuff, like Santa Rosa Auction, meetings.

Tom Cheung had something that switched things up on the Editor/Prez, to be sure, at the April Nest. It's not on water, nor did it appear likely that sea or stream flows with wakes, waterspouts from shell fire or shore scenes were in this model's future. Or phrase "Thunderbirds Are GO!" being involved...




Actually pretty amazing here though, in that Tom had carefully crafted this ancient kit he had re-encountered in his unbuilt, with no harm having come to pass in the years passage. Clear polystyrene (which most of us are accustomed to from window, canopy, light covers or bulbs, ancillary domes, turrets etc. applications) tends to be very unforgiving over time, as opposed to the “colored” variety. What I mean is that clear stuff tends to be more fragile, prone to crack/craze/shatter under any working conditions especially where tools are involved, and in some cases, will “cloud” or yellow like acetates and butyrates are classic villains of doing.

MAJOR kudos to you, Tom, for building this vintage 1/32 scale Monogram P-51D Mustang “Clear” so nicely and sharing it. We who knew of the kit were happy to join in discussion of its merits, pitfalls and just plain cool factor. Also concurred with Tom’s electing to forgo most of the “working features” that were common to model kits of that period, less likely break her!



BE VERY CAREFUL around some shipping containers, you may not realize what's really going on with them. **John Larson**






provided us with an excellent example of just how, with this Russian “containerized” quad launcher of Surface to Surface missilery.

This is an operational, deployed system, and the rail road flat car universal shipping container plan is exactly why designed so,


Even with excellent “under the surface” capability sensors of recce satellites in some these days, you’d still have to be in that mode operating and in sight of the suspect rail cars to have a whisper of chance.

Practically speaking, these missile systems give us the same basically insoluble problem of credible defensive intelligence gathering to make threat tolerable, nowadays, as did “Railroad Car Minuteman” ICBMs proposed in 1960s or the 1980s MX ICBM “Special Mobile Silos” to the Soviet Union

Nice model, John



Chris Bucholtz made major advance on construction of his PV-1 Ventura in Aleutians campaign, wings/fuselage/tail have met



Ben Pada had all kinds of good things to say about the newer 1/48th Wildcat and Hawker Hurricane kits he had finished



If I recall correctly that's the new ARMA molding of the RAF Hurricane.

Alas, I don't remember the Grumman.



Now what lies ahead is a gallery of this 1952 Chevrolet Fastback, made in 1/32 scale by the American company Lindberg.

Model here was done by **Miguel Jiminez**, he noted this kit builds pretty differently from most model car kits that he had experienced.

I concurred with him, having recent experience with the Lindberg Triumph GT-6 kit. Both are constructed with multiple piece bodies, which as you can see works out in hands of a good modeler to look as if body was more traditional unibody mold piece. I took more shots of this car than almost any other model at April as it turned out



ASSEMBLY PLANS FOR THE
1952 Chevy Fastback
 KIT NO. 2121

NOTE: Read the instruction sheet carefully and study the assembly sketches before starting the assembly of your model. Use cement for plastics only in assembling your model and also use paints for plastics only if you paint your model.

NOTE: All parts are numbered and the numbers on tabs next to the parts break only those parts to be used for an assembly of the "runner" as an "off" to the main (no parts # id) numbers.

NOTE: Refer to SKETCH 1 for the following assembly steps.

1 Cement and press locating pins on bottom of seat part 1 into locating holes in frame 2 - see sketch.

2 Cement dashboard 3 into seat part 1, then cement steering wheel 13 to steering column 14. Now cement steering column to the dashboard and cement end of column to floorboard notch.

3 Turn frame 2 over and cement and cement front 7 and rear 8 to frame 2.

4 Cement and fit rear suspension part 6 to rear of frame 2 as indicated in sketch.

5 Cement wheel halves 4 and 4A together, then slide axles 9 through front and rear suspension parts. Now cement wheels onto axle ends.

NOTE: For a meter looking model, cut the part off of the runners instead of breaking them off or break parts off carefully if desired.

NOTE: See box cover illustration for colors if painting your model, or paint any color desired.

LINDBERG

SKETCH 1

Labels in sketch: WHEEL HALF 4, WHEEL HALF 4A, DASHBOARD 3, FRONT BUMPER 7, FRONT SUSPENSION 5, AXLE 9, REAR SUSPENSION 6, REAR BUMPER 8, FRAME 2.

SCALE PLASTIC MODEL CONSTRUCTION KIT
1952 Chevy Fastback
LINDBERG
 ADULT ASSISTANCE SUGGESTED FOR
 YOUNGSTERS UNDER 14 YEARS OLD

ASSEMBLY PLANS FOR THE
1952 Chevy Fastback
 KIT NO. 2121

NOTE: Read the instruction sheet carefully and study the assembly sketches before starting the assembly of your model. Use cement for plastics only to assemble your model and also use paints for plastics only if you paint your model.

NOTE: All parts are numbered to have the numbers on each next to the parts. Break only those parts to be used for an assembly step of the model.

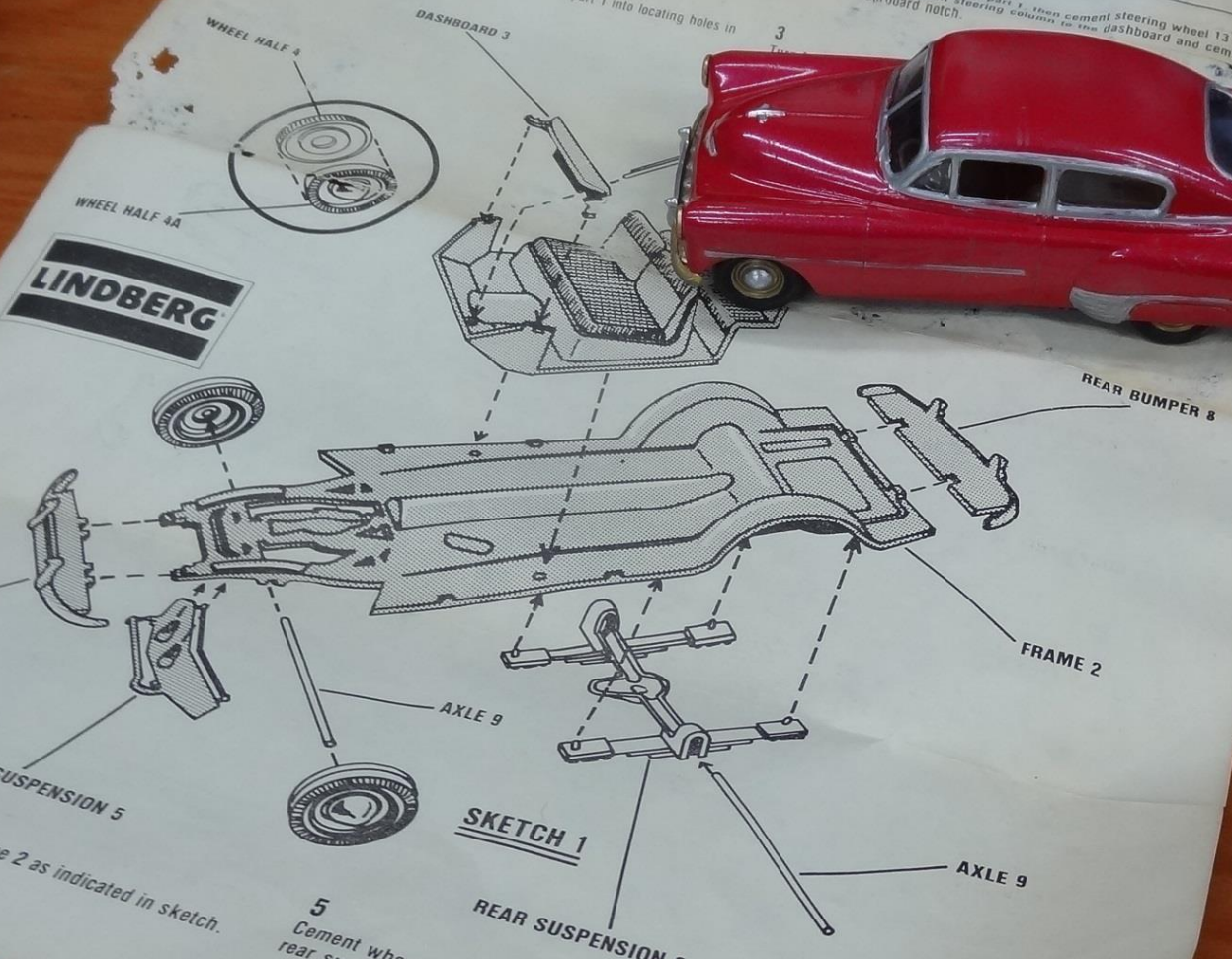
NOTE: For a neater looking model, cut the part off of the runners instead of breaking them off or break parts off carefully if desired.

NOTE: See box cover illustration for colors if painting your model, or paint any color desired.

NOTE: Refer to SKETCH 1 for the following assembly steps.

1 Cement and press locating pins on bottom of seat part 1 into locating holes in frame 2—see sketch.

2 Cement dashboard 3 into seat part 1, then cement steering wheel 13 to steering column 14. Now cement steering column to the dashboard and cement end of column to floorboard notch.



5 Cement wheel halves 4 and 4A together, then cement rear suspension parts. Now cement wheel halves 4 and 4A into the rear suspension parts.

4 Cement and fit rear suspension part 6 to rear of frame 2 as indicated in sketch.






Like I said, not at all clear that the body here is like 6 major pieces to go together as the one piece two door you see here, right ?





If you didn't already know, this WW2 German Halftrack whose designation escapes me still, is the now finished work of our own **Alan O'Neal**.

Ahead, two good shots of **Geoff Kreuger's** F4U which he hoped to have ready by following Friday, as it would be contender in the SVSM "120 Day Wonders Club Contest", being it was one of the 78 gifts in the December exchange, a rare piece indeed








Now, two looks at **Louis Orselli's** BF-109Z "Twin 109" project in 1/32





Dave Parks, 1/48th scale Armor in form of a WW2 M4 Sherman

‘Nuf said.







John Larson's youngest of three sons had this pair of SF wargaming models to share, sorry I haven't more detail than that AND THAT's APRIL, the BUZZ backlog is resolved with this 5th issue and the next one will be on track with May Nest news.

-mb fini

VP David Parks has provided handy guide to OUR NEW MEETING VENUE LOCALE, here's a look if you missed meeting



IPMS FREMONT HORNETS

Serving Scale Modelers Since 1977
<https://fremonthornets.yolasite.com>

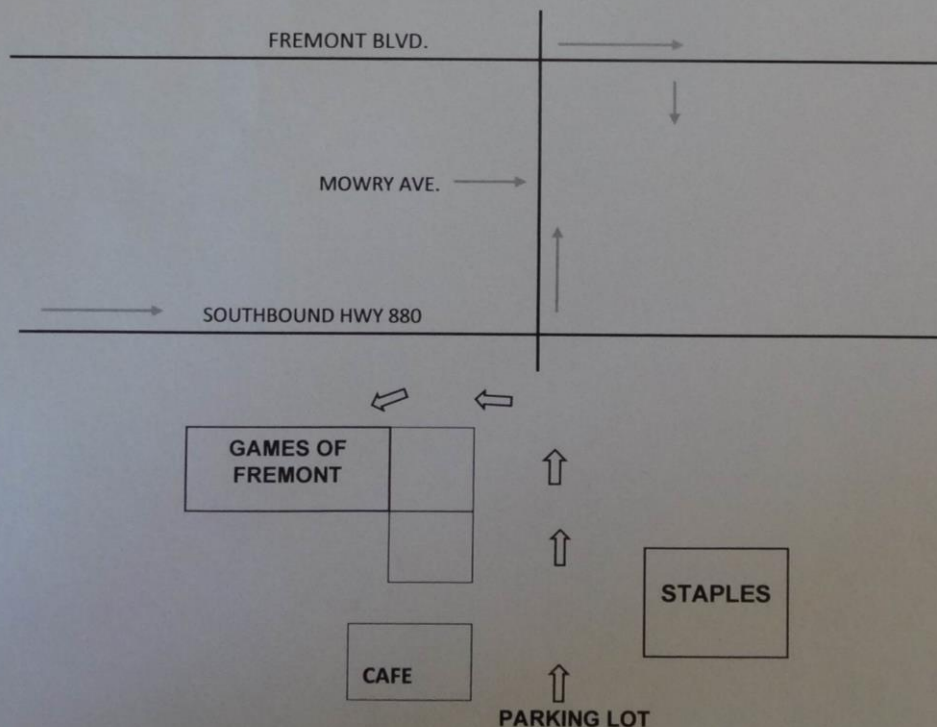


The new meeting place for the IPMS FREMONT HORNETS ON FRIDAY JUNE 14TH AT 7:30PM

**Games of Fremont
39281 Fremont Hub #200
Fremont Ca**

The Fremont Hub Shopping Center is located at the corner of Fremont Blvd. and Mowry Ave. in Fremont.

From Hwy 880, take the Mowry Ave. exit east and enter Fremont. Stay on Mowry Ave and then turn left onto Fremont Blvd. Enter the shopping center on the Fremont Blvd. side just south of Mowry Ave. Park in the lot near the Staples store and enter the shopping center between Staples and the small café. See map below:



Coming Up NEXT

The Next Hornets Nest Night Is **FRIDAY JUNE 14 2024**

REMINDER – WE WILL BE AT A NEW MEET VENUE in FREMONT

Treasurer/VP Dave Parks has again come through for the Club with this new plan

We will begin meeting at 7:30 PM and end by 10 PM, that is a surety. Short bit of business to get our bearings and then we go to Model Talk in depth. We are the appreciative guests of this Hobby Game Establishment and we will endeavor to make them quite pleased to have us as regular attendees in future as they & we grow more.

GAMES of FREMONT, 39281 Fremont Hub #200, Fremont CA

Located in the Fremont Hub Shopping Center, Corner of Mowry Ave & Fremont Blvd

PLUS IN A FUTURE NEXT EDITION

WE MAY SEE WHAT MAY MEETING LOOKED LIKE BEFORE JUNE MEETING (*Shock, I know*)

STAY TUNED

ALONG WITH COVERAGE OF **MORE NEWS ABOUT OUR HOSTING A TRI CITY SIXTEEN THIS YEAR**

And possibly, some explore in more detail of a future FREE HORNETS Club Contest event plan...

Reminder : <http://fremonthornets.yolasite.com/> Just three little pages.

- Mick Burton, madman at large – DAZE61283@mypacks.net

(sole fool responsible for bad content or rude comment here) “ Come for the models Stay for the Sarcasm “

