


AN UNAUTHORIZED (mostly due to unnecessary, also because I said so being I'm the Author) PUBLICATION

The BUZZ – of The Fremont Hornets V.1

Issue 118

May 27 2024



Somehow managing to wing it for now over **47** years...

Welcome

IN THIS **COVERAGE** ISSUE – You will find:
(basically in the listed order, tho a stream of consciousness device)

LATEST BUZZ (*Issue's Editorial, bearing no relation to the picture on the right*)

SPECIAL EDITION : CATCHING UP on MARCH's HORNET's NEST

SECOND LOOK and last look back YUBA CITY season opener event for R-9

You May Call This BUZZ The "GOING FOURTH BUZZ of Year edit"

ALL INSIDE THIS

CERTIFIABLY ANCIENT PRODUCTION

(well, maybe just the Editor)



Reminder : <http://fremonthornets.yolasite.com/> Just three little pages.

Not a lot to dig through , + **Events Calendar web page 3, ALWAYS**

THE **Latest** BUZZ (as of May 27 2024 839 PM)

(a Short Take On Present Buzz) by Mick Burton, Buzz Editor

YES! Now # 119 In case you are a new reader, the Issue number is off by one always, since # 0 was outset of this lark. That clarified or muddied, let's get to some actual important business!



“MAY THE FOURTH BE TASTY as EDITOR IS CATCHIN UP!”



Squeezing even more into this one by sheer luck, getting my goal to be on schedule by 5-31 ever closer .

This weekend Editor was able to make the last Saturday trip up to Magnificent Hobbies Unlimited in San Leandro, to participate in all that fine camaraderie well known as abundant there one more time.

More importantly though on this particular venture, this was my chance to be part of, and also be recording presentation of, grand Appreciation Award to Amazing Al Gerace, the owner of the shop

A Memorable Memorial Day yes apropos timing in many ways

Here you are, one bottling to go
- mb



*At Long Last a LOOK at MARCH 2024 Hornet's NEST, Held at Al's Shop
Again a full house tabling before meeting underway, including an appreciated guest from Up North with news from his club*



Upper left, the thoughtful Mr. Chris Zanella of the IPMS Santa Rosa crew who had again traveled to our Hornet Meet with updates for upcoming stuff

Behind him, Aaron Rhetta and Mike Meek, who didn't travel the distance that Chris did, but in our traffic they likely felt as if they had, to be sure.

The "opening meet shot" next to here gives some idea how filled we were, but not everyone had shown up yet.

Bear with Editor/Prez as he gives a "less than total recall" photo essay of 2024 March Hornet's Nest at Al's




One of those later arrivals not shown in above pictures, was in fact **Frank Babbitt**, whom, like Mike and Aaron (and oh yea, The Editor) comes from the South end of Bay to be at these meets, so doesn't get a lot of choice in traffic. Just Horror or worse.



Hardy Hornet though he be, and here he had two WIP 1/48th McDonnells to share with us that evening.

Although Frank had just missed Mr Z's helpful updates about the Santa Rosa Auction coming in April plus generous informative help on their October 2024 Contest & Show, he'd catch up on all later during break.





Both of Frank's Phantoms were from Hasegawa kits, and he shared that he planned to use decals of aftermarket variety to finish one, some seen here

One is going to be a "Special Mark" scheme of the RAF version of Phantom II, which you probably be telling in part from the painted WIP on table.

Venture to guess that the other will end up in JASDF scheme seen at top of the AeroMaster set

Frank's twins were parked underneath another 1/48th two seater, this time in clear USN schema.

Geoff Kroeger completed magic of getting the KittyHawk limited edition F9F-8T (aka TF-9J) Cougar in time for the TriCity 15, winning a 3rd.

Happily for the Editor, he brought it to this meeting, where I could take it in more leisurely and actually have a decent chance to shoot pictures of it.

Geoff concurred with opinions I had already collected prior to my own get of this kit, that it's not an easy build.







When I first met Geoff, he was an avid and well versed Armor modeler. Years later he has rejoined our community and proves

he is an equally enthused, accomplished fixed and rotary wing modeler, and this is another vivid example here, thank you !



Tom Cheung, a newer member of the Hornets, has stated he too, enjoys tackling some of the older, less often seen models of days not so long ago it seemed, now that he retired to have time to do that. He brought in this Grumman of his own. This one an OV-1B “Mohawk” in 1/72nd, done from the 1968 AMT/Hasegawa boxing which offered only this early Vietnam War schema.

Tom managed to finish this rarely seen bird despite having to deal with ancient decals and scant reference material, congrats !







That's **Gabriel Lee** 's "REEL" big Soviet Submarine, not a Typhoon which is already a monster submersible, but "Red October" modeled by him accurately by use of two Typhoon kits plus his mad skills.



Seen here is one of our fine new members, whom I will have to refer here to as **New Modeler** , being I have lost my notes taken at March meeting. Our good friend had a surprising gathering of vintage scale models there, including a wooden tank



Models of Merit
ACE PRODUCTS - PASADENA, CALIF.



MATTEL
VAC-U-FORM
material pack

4-DIAM
★ EASY TO BUILD ★
★ NO GLUING ★
★ NO PAINTING ★
★ CORNER DETAILING ★
★ ALL PLANNING ★



MERCO

BATTLE TANKS

★ Scale: 1" = 2 1/4" ★
Completely Pre-fabricated ★ Die-Cut Balsa
Parts ★ Rotating Turret ★ Formed Balsa
Wheels ★ Lights ★ Die-Cast Guns ★ Metal
Gun Muzzle and Hatches ★ Metal Air
and Grab Irons ★ All Balsa Blocks
Shaped ★ Shovel and Pickaxe ★
Decals ★ Complete Plans and Instructions






On the left, 4 scale model men and an interesting Wermacht SP Gun, courtesy of **Angela Falvey**.

That's Angela below, giving a look at a fellow miniatures modeler's work





While I have no idea what this figure is, I can assuredly ascribe it to be work from the **John Larson** clan, with Dad here next to his son who brought the piece.

John's latest share is this WIP automobile that I will hazard a guess at (after all, if I miss on the ID, it's probably going to be only a dusty digital record in my archive...)

Or maybe John reads this and messages me





Racing Mustang perhaps? The competition roll cage interior seems to go that direction and with my notable lack of familiarity with cars after the 1970s in any arena, like I said hazarding a guess

With any luck, John will have it back in future meets and I can get caught up on the good detail

Meanwhile, I got to get some good pictures for use here in my estimate.





There next door to the nice mystery race car, is **Eugenie Ray**'s pair of projects. The long winged swollen nosed beastie is one of the Predator family UAV (aka drone), the specific model for this one escapes my research ability at this time.

I do know that it's a 1/48th scale kitting which she has underway here, and I recall she again has found herself challenging bits aplenty taking this model on, while I also know Eugenie will prove yet again more than this puny model's equal.

One way to yardstick that fact is by taking in the nearly completed now at this point next door neighbor. That overall white twin engine taildragger, correct. Eugenie took that home as part of her "winnings" at the SVSM December 2023 Holiday meet and has gotten it made this far, with goal to have it in competition for the April SVSM Club Contest, 120 Day Wonders.

So she had a pretty execrable starting point with this Zvezda 1/72nd scale Yak-6 light bomber/transport model. Molding was more like a vacform kit than inject molding, fit was often awful, the instruction sheet minimal at best, reference material well charitably put, near non-extant. Eugenie forged on and said her proudest result was this fine looking snow base!



Yet, just looking briefly over these shots it ought to be clear that her Yakovlev gained mightily from Eugenie being one building it.





Now, a reminder shot of how table nearer the front looked, including the only good shot as it turned out that I have of the progress that **Randy Ray** had made by then on his LCM project. You can see just past the book that Mike Jiminez had open.

Well, perhaps this main shot of **Norm Luebker's** Titanic WIP has another view opportunity of Randy's LCM, seen here.



Norm did note a number of issues with his mighty ocean liner, however for now I have only the pictures I took to offer you here



2 NIGHT TIMBER X 1.2m

STOL and 3D Airplane for Intermediate Pilots

INCLUDED

EASY TO FLY

HIGH POWER

STOL AND 3D

VALUE GEAR

VALUE GEAR

VALUE GEAR

VALUE GEAR

VALUE GEAR

VALUE GEAR

VALUE GEAR

VALUE GEAR

VALUE GEAR

VALUE GEAR

VALUE GEAR

VALUE GEAR

VALUE GEAR

VALUE GEAR

VALUE GEAR

VALUE GEAR

VALUE GEAR

VALUE GEAR

VALUE GEAR

VALUE GEAR

VALUE GEAR

VALUE GEAR

VALUE GEAR

VALUE GEAR

VALUE GEAR

VALUE GEAR

CAT



Next up, **Miguel Jiminez** with his pair of classic small screen stars on 4 wheels

If you don't know them, I'll introduce:

The white two seater that appears to be shaped using the "Whitcomb Area Rule" (popularly known as "wasp waisting" in the field of aerodynamics from where it came) is the Mach 5 of Speed Racer.

A Polar Lights kit, an excellent piece of modelling of 1960s Japanese animation




The opposite color companion is another 1960s original that is from purely American shores, but has an Eastern Connection.

That's the Polar Lights re-issue of the original Aurora Plastics molded "Black Beauty" in 1/32nd scale. The heroic mount of "The Green Hornet" and his sidekick Kato, originally radio serial and comic superheroes, then adapted for a TV series of the same name.

The Eastern connection was of course Kato, and famed martial artist Bruce Lee played him on the 1966 show.

Just ahead, a close up look at how **Bob Meyers** finds a way to take a break from his usual focus modelling, A Warhammer 40K related subject, the Boosta Blaster:





You may recognize the gent on the right, that's **Chris Bucholtz**.

The prolific modeler of decidedly non aeronautic subjects (at least these) next to him, is **Amelia Bucholtz**, his daughter

Both had brought items to share that night, we'll start with Chris's WIP project and then give an idea of what Amelia had in colorful abundance.



This is major progress by Chris on his improving to the Nth degree, the Minicraft/Academy Lockheed PV-1 Ventura Patrol Bomber in, of course, 1/72nd scale.

Yes, some of his accomplishment come from available aftermarket sources, but a keen edge he has here is the documentation on hand to him thanks to meeting an actual WW2 PV-1 veteran pilot who had served a long tour in the Aleutians theater. Chris met him while we were doing an exhibition table at the August 2023 edition of “ Spirit of '45 ”. A nice bonus for participation


Chris is of course documenting all the fun he's having putting this model through its paces.



Meanwhile, on the home front, **Amelia** shared her latest crop of figures familiar to those who know Pokemon/Pokemon GO



Pokemon (Pocket Monsters) are characters from a long running Japanese animation series, trading card game and in form of “Pokemon GO” also a



successful mobile gaming app for cell phones (don't ask how I know this ...)

Bandai Models provide a huge range of the creature characters in nice kit form, and as it turned out, at the February Fresno Scale Modelers “Sprue Bowl” event, Amelia had chance to add to her collection of builds on arrival. A vendor at the show had some on hand she found out, and with Dad's help to buy in, she got one more done to enter !

The pink tailed one is Mew, the orange with flaming tail is Charmander, the beigish with dark accents is Mimikyu, the yellow is Pikachu, sadly I don't know the identity of the white fourlegger, my bad.

Oh? That gold one on pedestal? Surprise!

That's no Pokemon, that's the Fresno Scale Modelers mascot the Griffon, atop the Best of Show Junior Award for Amelia.



-mb fini

***EDITOR Fits In Minor League
Gallery of More Yuba City
Memories***

**Dragon Lady
Model Expo
2024**



If you read the last issue you may recall that Yuba City tried a different way of awarding for Region 9 Season opener.

Above, one of my favorite armor entries which did not garner an award alas.

On left, the deserving one who took home People's Choice for Juniors with her T-rex chase diorama

On right, close up of her very fancy award plaque





Now for the rest of this gallery I am going to try to share a few of my favorites which included some winning entries...





Dragon Fest 2024
Entry # 11-1
Category # J
Description Tex vs. Common Era Weapons




Dragon Fest 2024
Entry # 1-2 Category # F
Discription 1/12 TAMIIYA SUZUKI HAYABUSA



Entry #	45-1	Category #	A
Description	P-51 RHC # 64		










YES, THESE BOTH ARE 1/48th scale !



Alright that's all that will fit, so be seeing you !

-mick fini



Coming Up NEXT

The Next Hornets Nest Night Is **FRIDAY JUNE 14 2024**

REMINDER – WE WILL BE AT A NEW MEET VENUE in FREMONT

Treasurer/VP Dave Parks has again come through for the Club with this new plan

We will begin meeting at 7:30 PM and end by 10 PM, that is a surety. Short bit of business to get our bearings and then we go to Model Talk in depth. We are the appreciative guests of this Hobby Game Establishment and we will endeavor to make them quite pleased to have us as regular attendees in future as they & we grow more.

GAMES of FREMONT, 39281 Fremont Hub #200, Fremont CA

Located in the Fremont Hub Shopping Center, Corner of Mowry Ave & Fremont Blvd

PLUS IN A FUTURE NEXT EDITION

WE MAY CATCH UP WITH MORE FIRST QUARTER MEETINGS NEWS and LOOK BACK AT FRESNO SCALE MODEL SHOW

STAY TUNED

*ALONG WITH COVERAGE OF **MORE NEWS ABOUT OUR TRYING FOR A TRI CITY SIXTEEN THIS YEAR***

And possibly, some explore in more detail of a future FREE HORNETS Club Contest event plan...

Reminder : <http://fremonthornets.yolasite.com/> Just three little pages.

- Mick Burton, madman at large – DAZE61283@mypacks.net

(sole fool responsible for bad content or rude comment here) “ Come for the models Stay for the Sarcasm “

