

AN UNAUTHORIZED (mostly due to unnecessary, also because I said so being I'm the Author) PUBLICATION

The BUZZ – of The Fremont Hornets V.1

Issue 66

June 07 2017



Somehow managing to wing it for now over **40** years...

Welcome

TO YES, ANOTHER “BONUS” Issue

IN THIS ISSUE – You will find: (basically in the listed order, tho a stream of consciousness device)

A Short Take on Present BUZZ (Issue’s Editorial)

Jordan Li Invites You Along With A “ Conventional Mirage “ that’s not so much

Reminder of “ SUPER AUCTION Day ” coming this JULY

SoCal has an INSANE MODEL CONTEST on the horizon, so not all hope is lost


A new year to review Hornets Times of Old, when Free Bees Grew and So Our Knowledge Too

Reminder : <http://fremonthornets.yolasite.com/> Just three little pages. *Not a lot to dig through*, Events Calendar web page 3, ALWAYS

THE **Latest** BUZZ (as of June 07 2017 morning)

(a Short Take On Present Buzz) by Mick Burton, Buzz Editor (& Hornets Treasurer a Deux, Current Contest Director for 2016/17 season)

YES! Now # 67 In case you are a new reader, the Issue number is off by one always, since # 0 was outset of this lark. That clarified or muddied, let's get to some actual important business!



“ Like Our Hobby’s Raw Material, This BUZZ Here. Something very New, Plus Something Way Old”

With this latest Bonus Issue (in that Editor had enough material to be delightfully capable of mixing, matching, holding back for 2 issues +), we have the newsletter equivalent of today’s “modern modelling face”

The variety of upcoming events for the summer and into fall reflect it in that we have “fusion” contests, auction where we can of course load up on “all those things we so desperately need” (when price is ridiculous...), a contest being held on a floating air/sea museum in midst of a Naval heyday, then a return to “The Psychedelic Sixties” for end of October!

Then on the right, a look at “fusion” of another sort, that is also tied into this issue, directly. The flyer here is for a local segment of a National bit that celebrates “Spirit of ‘45”, and you may recall that way back in 2014, that “Pilot” showed up last minute at our Friday Nest to invite us to join him at that year’s version. The tie in? Well, the “new member” writing in this issue for his second time, Jordan Li, met us at this event, that year.

He also happens to like reading of the history of the two local clubs so I made sure a “bigger Time Machine” got in this issue. *See, he’s only 20.*

THE WORLD’S MOST NEARSIGHTED WW 2 FIGHTER PILOT

INVITES **YOU**

To Join Him In Showing the Flag for SVSM



SUNDAY, AUGUST 13 2017

at “ SPIRIT OF ‘45 “

HISTORY & CELEBRATION EVENT, SAN JOSE



CONTACT-Flight Leader: *Chris Bucholtz*, email bucholtzc@aol.com for all details/info



AND PLEASE KNOW
THERE'S A LOT TO
SEE AND DO AT
THIS EVENT
DON'T MISS OUT!
-mb




The Hornets Nest Night Friday **June 09 @ Irvington Locale**

PLANNED TO BE Buildfest if you like, MODEL TALK / DISPLAY & a minimum of Business

COLORFUL REMINDERS OF UPCOMING EVENTS

JUNE, JULY, AUGUST, SEPTEMBER AND OCTOBER for sure !

SoCal Amps and IPMS South Orange County
Insane Modeling Posse present the
Insane Model Contest
Norman P. Murray Community Center
24932 Veterans Way
Mission Viejo, CA 92692
10:00 am to ~5:00 pm



SATURDAY JUNE 24TH, 2017
at the
Norman P. Murray Community Center
24932 Veterans Way, Mission Viejo CA
From 10am to 4pm
Entries close at 12:30

Contest Admission Adults \$10 for 3 models
(\$1 for each additional model) Juniors, Free

**LARGE RAFFLE, BEST OF SHOW
AND SPONSORED AWARDS**



THE FREE HORNETS

INVITE YOU & FRIENDS
TO OUR

2017 TRICITY CONTEST

FUNDRAISER AUCTION

CURRENTLY SCHEDULED TO BE HELD ON
OUR MEETING NIGHT OF **FRIDAY JULY 14 2017**
AT OUR USUAL MEETING LOCATION

Irvington Community Center, 41885 Blacow Road, Fremont CA

There will be a FIVE DOLLAR DOOR CHARGE, and plenty of bargains to be had !

Business begins promptly at 8 PM and everything must be concluded by 10 PM

ADD TO THE FUN !

BRING AN UNSTARTED MODEL KIT (or two!) THAT YOU WOULD BID MADLY FOR TO GET BACK, AS A DONATION

Queries may be directed to our contact – DAZE61283@mypacks.net please allow for 2-3 days response time

18TH ANNUAL MODEL CONTEST
 Theme: **RECORD BREAKERS & FAMOUS FIRSTS**

LOCAL EVENTS
VENDOR TABLES
2 BIG RAFFLES

Date: Saturday - September 9th, 2017
 Location: Desert Heights Elementary School
 1394S Mt. Bismark - Reno, Nevada
 9:00AM - 4:00PM

Entry Fee: Free to All Non-Entrants
 \$5.00 for First Model
 \$1.00 for Each Additional Model

Vendor Tables: \$25.00 (register early)
 Contact: Neil Hulse for reservations - knk41063@aft.net
 Chapter Contact:
 Douglas Summers
 1045 Lasso Way - Fernley, Nevada 89408
 (775) 835-0140 - ghpltd@aft.net

Visit us at www.renohighrollers.com

SAVE THE DATE!

INAUGURAL MODEL EXPO & OPEN COCKPIT DAY

ABOARD THE USS HORNET SEA, AIR & SPACE MUSEUM

Saturday, October 14th, 2017
 10 AM to 4 PM

In Celebration of the U.S. Navy's Birthday, come aboard for an IPMS Sacramento, Silver Wings Sponsored Model Contest, Food, Model Vendors, and Family Fun!

For more info, please contact Kimberlee at Outreach@uss-hornet.org or Joe (IPMS 17470) at JMH3GUY@hotmail.com

SHIP TOURS
 MODEL CONTEST
 FAMILY FUN
 OPEN COCKPITS



SATURDAY OCTOBER 28

Antelope Valley Group's 21st DESERT CLASSIC in LANCASTER

THEME WILL BE "The Psychedelic Sixties"

As This Modeler Puts It, **F.1** - The LEAST “MIRAGE-EY” of Mirages



Free Hornet & SVSMer Jordan Li returns to the Buzz V.1 with his take on ESCI's Dassault F.1 – Read On !

Text/Photos: Jordan Li

If the Mirage F.1 was human, she'd spend her childhood comparing herself to her mother (Mirage III) and younger sister (Mirage 2000) and asking Marcel Dassault if she'd been adopted.

***Not only that*, the F.1 doesn't have a celebrated combat record, serving as cannon fodder for American F-15 Eagles during the Gulf War. Even an unarmed USAF EF-111 managed to score a kill against an Iraqi Mirage. Poor thing.**

It's the least "Mirage"-looking Mirage variant, since it lacks a distinctive delta wing, yet still retains the elegant contours of the Mirage III's intakes, forward fuselage. There's something about this aircraft. But like the SEPECAT Jaguar, Grumman F11F Tiger, and Mitsubishi F1, the Mirage F.1 with its shoulder-mounted wing and sleek profile just "looks" like how a fighter jet should.

In 1/72 scale there are two mainstays of this distinctive French fighter : a Hasegawa kit, and this older mold by ESCI. Special Hobby recently came out with a more modern take on the aircraft, one that includes different canopy options and resin parts - but at a price. Ever the frugal college student, I sourced the ESCI kit for cheap and went to work on it.

Unlike its Hasegawa contemporary, ESCI's F.1 Mirage is molded in silver plastic and features recessed panel lines.



This isn't how the kit's cockpit comes out of the box

I briefly flirted with the idea of buying the more accurate Hasegawa kit and just rescribing the panel lines, but alas time is money- and I've got finite amounts of either.

So to skip the step of rescribing surface detail, the ESCI became a reasonable compromise.

Some of the panel lines on this kit were a bit soft, compared to the other 1/72 ESCI airplanes (A-4C Skyhawk, BAe Sea Harrier FRS.1) I've built, but this was remedied with my scribe.

I guess we ended up using that thing here after all.

Another thing I found lacking was the cockpit.

ESCI's cockpit was very sparse, with no sidewall or console detail; everything was done via decals.

To fix this, I used some styrene from Evergreen,

electrical wire, and stretched sprue to spice up the pilot's office and ejection seat.

The cockpit, as provided by ESCI



I planned to make this Mirage after Kitori Palvanaff's mount in the anime Area 88. As with most other jets from the series, Palvanaff's Mirage was without a doubt modified for her own personal use and so I hoped to reflect this by deviating just a bit from my references on the aircraft's cockpit details.


However, as the Mirage F.1 is a very real aircraft, I couldn't let myself get too carried away.

Sidewall detail, along with a communications (or maybe it's for oxygen?) unit

On the right side of the cockpit, I added a communications unit, complete with a toggle on/off switch and some plumbing.

The ejection seat was modified to better represent a Martin Baker Mk.10, and the left side console received a throttle, in addition to some raised panels for the kit's included decals.

I'm honestly not a fan of console and instrument panel decals. Raised cockpit detail always looks better, and the decals end up lacking dimension and looking rather flat, even at 1/72 scale.





The “new” cockpit, before paint

But alas, as a college student with a tight budget I’m limited to what I’ve got on hand- so the resin upgrade kits will have to wait.

Upon testing the cockpit for fitment between the engine halves, I discovered that due to my added detail, the sidewalls (or cockpit tub itself) would need to be filed down for fitment.

This didn’t take very long- before I knew it, the build soldiered on.

And then I came across more hiccups: gaps.

Closed up the fuselage, testing for fitment



There were major gaps and fitment issues along the top of the fuselage and where the upper and lower wings met. Thanks to how ESCI engineered the kit, I ended up having to bust out some Squadron White Putty and going to work to “level” the gaps and steps off. This whole process of sanding, filling, and rescribing lost detail took several hours from start to finish, but the result was pretty worth it. As the fuselage and wings came together to resemble a Mirage F.1, I filled the nose with lead shot for weight and finished off the aircraft’s photogenic profile.

Unfortunately, life got in the way of this build at this point. So after a couple months of procrastination, school, other projects, lack of motivation along with sleep deprivation (in no particular order), I finally got this French fighter off the workbench just in time for New Year’s.

Anyway, so now the aircraft’s been painted not once, but twice.

I initially gave it a coat of Tamiya XF-18 Medium Blue , but resolved that the color was far too “blue” to be the proper haze-grey/purple color of Kitori’s Mirage F.1 from Area 88.

It was a nice color though, and if I ever do another Mirage I’d have to do it in a French scheme. And if I end doing two more the other would have to be Argentine. And if I end up doing three, the last would be Iraq- wait, shoot. *This is how hoarding begins.*



The initial blue color that I actually really liked, but wasn’t accurate.

Okay, for real this time.

Because the blue wasn’t close enough to the purple I wanted, I ended up stripping it back to plastic and starting over- this time with a mix of X-16 Purple and XF-19 Sky Grey. The resulting color was far more accurate to the aircraft’s canonical color.

I sprayed the aircraft with Testors Clear in preparation for decals, and the ESCI stencils and decals were for once, not absolutely crumbled or destroyed, which I really enjoyed.

For the record, this was my first pleasant experience with ESCI decals. The ones that came with my 1/72 Skyhawk and Sea Harrier FRS.1 just kind of disintegrated when they made contact with water, which wasn't a good experience

Using a combination of Tamiya Smoke and Panel Line Accent, I gave the aircraft some streaking for a more beaten and combat-worn effect. Then, I tried Liquitex Matte Medium out of my airbrush for first time. I'll say- I'm happy with the results.



Before now, all of my clearcoats have been done using aerosol cans. This can get expensive fast, and the results aren't always that good.

I've found variables like weather and humidity to have more of an effect with aerosols than with my airbrush, in addition to the fixed air pressure which leaves a lot to be desired. My next logical step is to start using Pledge as a substitute for Testors Clear.

The most conventional but least "Mirage-ey" Mirage

For those of you unfamiliar with Area 88, it's a Japanese manga/anime series set sometime in the 1980s in the fictional Kingdom of Aslan. Or Asran. Or Arslan. Or Arsrn. Nobody can seem to actually agree on this, which drove myself and my buddy Heng insane for a good two and half minutes.

Area 88, centered around mercenary pilots based out of a remote airbase aptly named Area 88 who fly everything from F-100 Super Sabres and English Electric Lightnings to F-14 Tomcats and F-20 Tigersharks. The conflict in question is a civil war between a rebel faction and the government forces (who employ the mercenaries).

It's mentioned in the series that most of the combat sorties flown by Area 88 pilots are air-to-ground missions, and this is where I got the inspiration to have a little fun with my build.



Loaded for T-55s

The ESCI F.1 includes a pair of MATRA Magic heat-seeking missiles in addition to a pair of Exocet anti-ship missiles as armament. Since nearly every aircraft at Area 88 has been modified by the base's logistics officer McCoy and his underlings, I swapped out the Magics for a pair of Sidewinders from Hasegawa's 1/72 US Air-to-Air Weapons set.

Exocets on the other hand, wouldn't see much employment in a landlocked desert conflict.

This inspired me to dig through my spares box and find a Mk.82 "Snake Eye" rack from Academy's 1/72 F-8E Crusader. As for the other rack, the Hasegawa Air-to-Air Weapons set provided a GAU-13/A gunpod.



I figured the combination of the 30mm cannon with 500lb bombs, in addition to the Mirage's built-in 30mm cannons, would make it a pretty capable "ground pounder".

I did, of course, first make sure the aircraft could realistically take off with all this weight loaded.

Loaded up asymmetrically with Sidewinders, Snake Eyes, a GEPOD 30 and donning a colorful purple paint job, I finished.

Thusly added ESCI's Mirage F.1C-200 to my collection of 1/72 fighters on New Year's Eve 2016.


Although I've read complaints about the shape of its windscreen, this finished product looks enough like a Mirage F.1 to me and makes a cool-colored companion to my warm-colored Hasegawa Draken with its Area 88 desert camouflage scheme. — *fini Jordan*

(See 12-31-17 Buzz # 56 for Jordan's Area 88 Draken — ed.)

Check out that asymmetrical load though



The Mirage F.1 is simply a photogenic aircraft



THE TIME MACHINE Of The Free Hornets



LOOKING BACK AT FORTY – *Hornets Rolling Divine Deep Into 1979*

Yes, 2017 marks the 40th year for charter of IPMS/Fremont Chapter, Region Nine of the International Plastic Modeler's Society, USA aka "The Fremont Hornets" or as President/Editor likes to refer, "Free Hornets". While this Editor hasn't been a member for the entire span, he has been lucky enough to be friends with some who have. Also, known several of the Hornets who will be part of this continuing series on our history.



MARCH '79 newsletter clipped shows **NEW LOOK CONTINUES** for Fremont Free-Bee!

A complete large format style that the original Editor, Mal Emhart, earlier made clear was "a grand experiment"

More attractive platform providing as well more readable copy which again will be seen. As forecast though in the last installment, fine idea takes a turn.

FOR OUR TENTH INSTALLMENT:

Vol 2 No. 9 (our now 23rd Newsletter!) opens with "local flavor" as you can read inside, below

- 2 **INSIDE**
- 3 **Editorial**
- 4 **Displays**
- 5 **Kit Review**
- 6 **Fame & Fortune – March Meeting**
- 7 **Calendar**
- 8 **Map**

On The Cover

A flight of Moffett NAS based Type K Blimps above the south San Francisco Bay...Probably about 1944 mid-summer. Navy Blimps were out on regular anti-submarine patrol duties escorting convoys in both oceans during WW2... It is said that no convoy was ever attacked by submarine while under Blimp escort.....



Here is an intriguing editorial with heart, offering a set of guidelines for "Show & Tell" (Grandfather of today's Model Talk) with a precious two bits of ending advice: BE CANDID and TALK LOUD.

The February '79 Meeting minutes include a tip of the hat to Refreshments Director Helen Marco, please keep that name in mind as very soon you'll learn the true breadth of Helen's contributions to the early Fremont Hornets, which will definitely surprise some of you for sure. As well very well serve as panoply of tail feathers in our club's history cap! For now, just remember Ms Marco's name and "role in the club roster"...

My own selfish notation that one should read the "Display" article, with thoughts relevant still today and a kudo to San Jose Chapter efforts !

3

Editorial

During just about every monthly Chapter meeting we have a time set aside for a part of the program which we refer to as "Show-and-Tell". The purpose of this time is to provide a space whereby a modeler may choose to tell about the model which he has brought in for display.

It is not mandatory that the modeler tell about his model. He may be shy or he may feel that it is not interesting to those in attendance, or he may just not want to talk about it. In either case, it is his prerogative. AND...it's okay that you don't!

To the other extreme, there may be those who say too much! Yet, that too is a prerogative. The individual may feel that there is a lot of interest in the model he has brought for display, and rightly so. In some cases, too much is warranted!

Now the purpose of this editorial is to try and find some point of average.

Thus a few suggestions are made in good faith, and with the hope that, if followed, they may not only improve the quality of our "Show-and-Tell" program, but also encourage more participation by modelers, and increase their own enjoyment of showing their works of art, which is, indeed, a prominent part and purpose of our favorite hobby.

The suggestions:

1. Print or type a small index card to be placed on the table near or beneath your model. Indicate your name, age, (if you wish) kit, scale, manufacturer, and any other pertinent data you may wish to disclose.
2. When it is your turn to talk about your model, lift it off the display table and take it to the front of the room so that the people can see it. While you are talking about it, turn it at different angles so that everyone may get a good view. Note: This is at the option of the modeler. We certainly don't want you to damage your model.....
3. Keep your remarks as brief as possible. Limit the history as much as possible. Mainly point out the features, that is the major features, of the model. Tell what modifications you made. Try and limit your dissertation based on the number of models on display. Be candid and talk LOUD!

Remember...you don't HAVE to do any of these things, but we still want you to bring models to the meeting for display.

TWINS **

Congratulations are in order for President Pat Wells. He's the father of TWINS! Pat and wife Maria welcomed the arrival of daughter Megan and son Christopher on December 18th. Just in time for Christmas! Maria reports the twins are doing well and expected home in March. Our heartiest CONGRATULATIONS to both...

4

February

February Chapter meeting was quite a busy one and an interesting one. There was a variety about it. Tim White showed us part of his collection of armor slides; Chuck Aro displayed several beautiful air racing photos; Pat Levey-Galleguillos brought in a very nice album full of interesting aviation photos; George Lee gave us a most exciting aircraft identification drill; Helen Marco had a most delicious lineup of tasty refreshments (complete with punch bowl); and Gordon Rohse did a magnificent job as projectionist again. We had a visitor who is involved in the restoration of the old seaplanes up in the back bay area. Tom Borden is in contact with him, and we are hoping he will be able to visit us again soon with pictures. Thanks to all. It's things like this that keep the Chapter alive!

Displays

President Pat Wells is handling a Centerville Library model display which will be either in May or June. There will be more information coming out on this later, but you can begin preparing for it now. All kinds of models are needed as with all the other displays we might be able to take part in. There is usually an aviation oriented display each year at the Hub shopping center in Fremont. It usually takes place in August. We can try and get organized for that one too. Then there is the Livermore Airport open house in July. We most likely will not be able to display at Livermore due to lack of inside facilities, but something may be worked out and we will keep you advised. The San Jose Chapter does a good job at Moffett each year, so we will leave that to them unless we are invited to help them out. Each year in January we are asked to display models at the Northwestern Area Group (Air Racing) annual banquet, and we need models for that, too, so you can find quite a few projects to work on if you are interested. Displaying your work can be a most rewarding part of the hobby.

RETIRED ?

This S.A.C. Boeing B52, on the 'spot' down near Tucson at Davis-Monthan Military Aviation Storage & Disposal Center (MASDC) may




photo-Mal Ehart...
BOEING B52 "Stratofortress" (USAF 70035) Jan/'79
have inadvertently reached the end of it's days. It awaits decision to be reassigned, stored or scrapped. It may never FLY again!

Kit Review

Revell's Sopwith Camel Airplane Kit, 1/28 scale from the movie "The Great Waldo Pepper". Wingspan: 12", Length: 8"

This Revell kit consists of 51 pieces, moulded in green, with a fairly clean and flash free finish. There are some imperfections in the finish. The instructions for building the model are excellent. It is recommended for intermediate modelers. All parts are numbered on the sprue and they are listed by number and named in the directions.

The only real problem for me was in fitting the top wing onto the inboard struts. It was one of the final steps before rigging and finish-up painting etc. This seems to be a tricky operation in building a bi-plane. What I did was cement the top wing to the outboard struts first, letting them dry thoroughly. Then I cemented the inboard struts, one place at a time, letting each dry completely. The last two places, I used "Krazy Glue" (any instant glue would do) and held them till set. I let the model sit 8 to 10 hours before proceeding.

The decals didn't fit too well on the tail section, so I hand-painted the rudder. Cockpit detail is very good. The wheels, propeller and engine rotate. On the box it says the cowling is supposed to be removable but it isn't. The color scheme for the plane is green with gloss red cowling...red, white and blue rudder. Under-sides of wings tan. I especially liked the size because it was easy to work with. The rigging wasn't hard to do, but it took time and patience. It was a fun kit to build...well worth the effort and attractive to look at when finished.

Helen Marco

LOOK ABOVE AT THE BOTTOM LINE : A familiar name to you, now?

I suspect you weren't expecting to find the "Refreshments Director" was source of the enthused Build Review of the Revell "Go Big" Sopwith ©

Fame! & Fortune? . . .

If you made a list of the top kit builders in the Bay area, you would have to give strong consideration to our Chapter Vice President Norm Engel for the No. 1 spot! Norm recently completed a B17 Fort Hasegawa 1/72nd. MGM is scheduled to use it in a soon to be released movie "Being There". Look for the B17 on the desk of the President.

Norm really got a "bang" out of hand-delivering the model to John Frankenheimer, Director. He also found Mr. Frankenheimer was quite interested in model building.

This is some recognition way overdue to Norm's work. He has been diligent and consistent in turning out splendid models the past few years. Our hats off to Norm. Good show!

Speaking of the movies ...

About those armor films we show at bi-monthly armor meetings..... We don't know for sure what's in them! We don't have time to preview them before showing them to you. The best thing about them is we have an unlimited supply and they are free! Sometimes we get a pretty good one. Sometimes not! You can blame the Editor as he is the one who selects the films from a pamphlet.

The purpose in showing them is we have no other way to fill the time space, and figure this might be interesting data to you to see what the actual device looked like (and even sounded like) when it is in operation. Dioramas tool

March

We had planned to ask a Navy pilot to be our guest at the March 9th meeting. A Lt. Thomas who has an extensive slide collection of Naval aircraft. He was based at Alameda, but it turns out that he is now MR. Thomas, pilot, American Airlines, based Chicago!

Fortunately, Bruce Russell has been able to locate a friend who was very much involved in AIRSHIPS from WWI through WW2, a Mr. Anderson of Fremont. He has agreed to visit us and give a talk with a few slides. That's the reason for our BLIMP cover this month!

We have a big RAFFLE planned also with prizes this month via local purchase.....

There are some 16mm films on order from Grumman, Vought, and the USAF, but we don't know for sure if we will get them or not.

FREE REFRESHMENTS will be on hand....!!!

Bring a friend and join us!

Since our theme this month is Airships, it would be nice to see some airship models on display if you have one. You could also bring in a kit, or partially constructed airship model if you have one. But, it is not limited to ONLY airships. Bring any model you wish. We enjoy seeing all of them.....

IT'S AN AVIATION MONTH !!


See you at the
meeting
mal

IPMS

Fremont, Calif. U.S.A.

FREMONT FREE-BEE

Vol. 2 No. 10
April '79



IPMS - By Modelers - For Modelers

PRESIDENT
Pat Wells
VICE - PRES.
Norm Engel
SECRETARY
Carl Rehnberg
TREASURER
Al Provencio
DIRECTOR
Bruce Russell

Committees
REFRESHMENTS
Helen Marco
NEWSLETTER

- 2 INSIDE
- 3 Editorial ... Local Happenings
- 4 March Meeting... Elections
- 5 Kit Review
- 6 AUCTION! ... XR311
- 7 Calendar
- 8 Map

On The Cover

M-113A Armored Personnel Carrier APC
with T.O.W. launcher...

"Kills" are from wargames June 78.
Made at San Francisco Presidio 7/4/78
Thanks to Tim White for this photo.

Okay, while you consider the merits of 1/28th Camels back in the day when the very idea a whole bevy of 1/32nd cousins would come to be offered as kits qualified as Scale Modeler Version of Science Fiction and Fantasy stories, a move to the APRIL 1979 ISSUE of FREE-BEE is begun here.

Editorial GO SOMEWHERE!

The AIRSHOW/AIR RACING/MODEL AVIATION & MILITARY OPEN HOUSE display season is just beginning for this year. The calendar is jam-packed full of some such activity nearly every week-end from early spring through early fall. They are all well worth attending! But, of course, one has to be realistic about the matter. It's just impossible to make them all! There are just too many!

You want to catch at least two or three this year though. It's set to be a most exciting year in these promotional events. Try and keep an eye on CALENDAR, the inside back page of FREE-BEE. We will keep you up to date as possible on the upcoming events. Some of them are posted as an informative item only, but many of them you may be able to make. If you know far enough ahead in advance about one of these events, then you perhaps can juggle your schedule a little bit, set aside a few bucks, & make some motel reservations nearby. Most of them around California you will be able to get to within an 8-10 hour drive. So, plan an outing! See what it looks like close up! The REAL thing! Enjoy!.....

Mal Emhart....

Library Display

President Wells will be setting up a display of models in the display window at Centerville library. The display will be up from Saturday June 9th to Friday, July 13th. Models are needed for display. If you have a model you would like to display, bring it to the June 8th (2nd Friday) meeting. Leave it at the meeting place (Centerville Library in FREMONT) and Pat will place it in the display window Saturday morning. Models may then be reclaimed at the July 13th meeting. All kinds of models are needed, as well as signs, posters and other decorations which might fit in with a model display. You might talk to Pat about it well ahead of time if you are interested in taking part in the display. He will need some help selecting the models and preparing the display.

Airships

Our thanks to Mr. George Anderson of FREMONT who visited our meeting in March with an interesting talk on airships. Mr. Anderson was quite involved in flying the ships from WWI up through WWII. We were glad to have him present and we thank Bruce Russell for getting us this most interesting program.

Tour

We have been in communication with the Public Affairs Officer at NAS Moffett about our group possibly visiting the NAS and seeing a film on AIRSHIPS. We would go to a classroom inside the big hangar and see the film, then be shown around the hangar. We may have more information by meeting time. The proposed date is May 12 (a Saturday) with a couple of other

J _____ **IPMS-USA**
O _____ **NEW MEMBERSHIPS**
I _____ **POB 2555**
N _____ **LONG BEACH, CA 90801**

alternate dates. There should be no problem getting May 12th and we will keep you advised.....

March

Good Show-and-Tell at the March meeting. Plenty of nice models on display. The center of attraction was most likely Jack Riggars model of the Star Wars Darth Vader Tie-Fighter. Jack has a wonderful talent for intricate details. He has scratch built an interior for the Fighter and as an extra added detail...Its LIGHTED!

We had a nice movie on the Lockheed C5 GALAXY that we were able to borrow from LOCKHEED at Sunnyvale. There turned out to be some good armor shots with that movie, unexpectedly, as they were showing the amount of armor vehicles that could be carried aboard the C5. Our thanks to Lockheed for the loan of the film.

The refreshments were great! Our thanks to Helen Marco for a job well done.

We had a good raffle with about \$35 worth of kit prizes.

And, of course we most enjoyed Mr. Anderson program on AIRSHIPS with slides of some of his collection of pictures from the early '20s.

After the meeting we had a good movie borrowed from Air Force Recruiting about the Air Force. Some good aviation shots there!

Election

Chapter nominations for '79-'80 Officers are to be held at the May meeting. Election will take place in June and the new Officers take over in July.

Be thinking about who you would like to "stick" the job on to and find out if they will accept the nomination.

The Office of President may not be re-elected but all other offices may. All those elected must be IPMS/USA members, or be able to file application by time of election.

Remember, the President may not be re-elected to office, but all other officers can.

Records

In connection with the upcoming election, we need to make sure that our Chapter records are as up to date as possible. We will have a record at the front table at the April meeting with all known IPMS numbers of the people who attend our meetings. Please check and make sure that the records are correct as to your IPMS number, name, address and phone number.

Programs

Lately some of our planned Chapter meeting programs have fallen apart at the seams at near the last minute. Hope it is not an indication of things to come! We need back-up programs, so if you have something you can line up in a hurry let us know. We need Armor programs bad. We do have projectors, cameras, etc..

On the left, Page 4 April is no joke, a warning of Elections ahead ! Now, below is another 1/28th Model Review by yes, Helen Marco ! Enjoy...

Kit Review

Pyro Plastics Corporation, Gee Bee Sportster....Thompson Trophy Race Winner....year 1932....piloted to victory by Jimmy Doolittle.

Speed: 252 M.P.H.

Scale of model: 1/28

Wingspan of model: 10-3/4 inches

Length of model: 7-1/4 inches

This Pyro kit consists of 30 pieces plus pilot figure, moulded in white plastic with excellent details in the plastic for painting the model without using masking tape.

The instructions for building the model were easy enough to understand but must be carefully followed because there are several things to do under each step.

Painting must be done to parts before cementing to do a really neat job. There is a certain amount of filing of parts to get rid of excess plastic and make for a better fit. The decal for the instrument panel did not fit and the dials were different from those moulded in the plastic part, so I hand painted the instrument panel. (Cockpit detail is good, but simple. The movable parts consist of the rudder, ailerons, elevators, and wheels, plus propeller. The rigging was easy to do. The painting was probably the most difficult of all because it requires patience, and a steady hand, plus several coats of paint to make the model look nice....and time! I again liked the size. It was easy to work with. The kit was easy to build because of it's simplicity. The model is colorful and unusual.... one of it's kind.....and one of my favorites.

Helen Marco

Hints for modelers:


Use emery boards for filing. (These are sandpaper nail files that come in packages of ten with two finishes...purchase in cosmetic section of store. They can be cut into narrow strips if necessary to do curves in the plastic. They are also good for sanding plastic in certain circumstances. You can use them in hard to reach places....I find them very helpful in model building).

Note above left that Mr. Jack Riggars (designer of our first Fremont Logo) had an excellent TIE Fighter model become the "Center of Attraction" for March Meeting. Jack's contributions as a Fremont Hornet continued...

XR III...

F.M.C. Corporation of San Jose has built 11 of these experimental recon. vehicles for the U.S. Army. This one belongs to a private owner. TAMTYA produces a 1/16th scale kit. Photo by...

Tim White.



AUCTION!

AHHHHH! YES!!! Our April meeting is planned to be nothing but Auction...AUCTION! A U C T I O N ... and more AUCTION! It's our annual one and only little 'money maker.' It (HOPEFULLY) will pay the expenses for the next year's operational expenses (newsletter, refreshments, raffle, other goodies, etc..) of the Chapter. If it doesn't pay all of them, it HOPEFULLY will pay a significant portion.

It all depends on YOU! The way it works is you dig out all your old junk...that is, your parts box, your old decals, magazines, kits, pictures, books, or anything else you think a modeler might be for use in the hobby, and you bring it to the Chapter meeting. Donate it to the Chapter and then it's auctioned off to the highest bidder. WE DON'T WANT YOUR GOOD STUFF!!! (We'll take it if you want to get rid of it) but we will be just as happy with your "JUNK".

If you bring in a kit with parts missing, be sure and so indicate. We don't want anyone to think they are getting a complete kit when there are key parts missing! Put a little note on the top of the box or whatever. Also bag up your small parts into a plastic baggie for easier handling.

Another idea we might try this one time is to mark a kit you think that a very young person (8-12 yrs. old) might like to have to build and we will hold a special auction for that age group only when-ever we come to that particular kit in the stack. (It doesn't necessarily have to be a kit). This might give some of the young fellows a better chance at getting something to build for a good price. Course that does not mean that they can't bid on the other goodies too along with the adults! So we might try it once to see what happens. See you at the meeting!

In July this year, as we have for a good many years, there'll be a SUPER Auction. Well as you can probably surmise here, we once had them in APRIL. I am utterly shocked at the advice given here, "WE DON'T WANT YOUR GOOD STUFF". Not True Now !!

NOW - CLOSE ATTENTION as we go on to MAY 1979, below



FREE-BEE

IPMS/FREMONT NEWSLETTER Vol. 2 No. 11 May 1979

Familiar Format?

Back to the smaller newsletter format temporarily. The larger format, though much better looking (and perhaps more interesting due to it's greater content) is double the cost of this one; a monster to put out; and (most important) we are not getting enough material from YOU to fill it up.

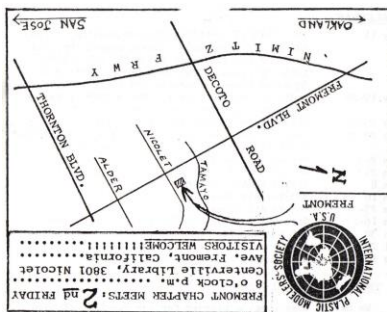
Many construction articles, drawings, photos, kit reviews, etc..are needed to put out a larger size newsletter, and they have not been forthcoming. Perhaps your editor may be able to produce a larger one every once in a while, but they are quite time-consuming and difficult to get out. It's a couple of full days work! So, 'bare' with us while we keep it short and brief for a while.

THE AUCTION

The April AUCTION was quite successful, yet a little bit disappointing. The Chapter made about half the amount it made in last year's AUCTION. We had less than 30 people show up, and items for AUCTION seemed to be in short supply, about half of last year's, again. The long Easter week-end holiday must have had something to do with it. Where were YOU???

Never-the-less, the project was quite interesting and well worth the effort. A big THANKS to all those who donated items, and to those who bid and won.

We are looking for ideas on how to raise a few dollars more. We need a project to raise about \$75-100...or, better yet, two or three small projects. So, if you have an idea about that, be sure and get it to the new officers for 79-80.



FROM:
IPMS/Fremont
C/O Mal Emhart
4141 Deep Creek #42
Fremont, Ca. 94536

FIRST CLASS!!

TO:

Cliff Kranz
Redwood City CA



FREE-BEE

IPMS/FREMONT NEWSLETTER Vol. 2 No. 11 May 1979

Familiar Format?

Back to the smaller newsletter format temporarily. The larger format, though much better looking (and perhaps more interesting due to it's greater content) is double the cost of this one; a monster to put out; and (most important) we are not getting enough material from YOU to fill it up.

THE AUCTION

The April AUCTION was quite successful, yet a little bit disappointing. The Chapter made about half the amount it made in last year's AUCTION. We had less than 30 people show up, and items for AUCTION seemed to be in short supply, about half of last year's, again. The long Easter week-end holiday must have had something to do with it. Where were YOU???

Never-the-less, the project was quite interesting and well worth the effort. A big THANKS to all those who donated items, and to those who bid and won.

We are looking for ideas on how to raise a few dollars more. We need a project to raise about \$75-100...or, better yet, two or three small projects. So, if you have an idea about that, be sure and get it to the new officers for 79-80.

OFFICERS

President: Pat Wells 523-5684
Vice-Pres: Norm Engel
Secretary: Carl Rehnberg
Treasurer: Al Provencio
Director : Bruce Russell

WANT TO BE AN R.C.???

National (IPMS/USA) Director of Local Chapters, Mr. Boyd F. Waechter, 5018 Peebles Drive, Houston, Texas 77084, has advised us that Mr. John Dahlquist, Region IX, Regional Coordinator, of Pacific Grove, CA, has resigned his post as of April 15th. Thus, Mr. Waechter is soliciting nominations for a new RC. Anyone that may be interested in filling the position should send a short resume by June 1st. The resume should include such items as; length of IPMS/USA membership, Chapter offices held (if any), reasons for wanting to be RC, etc. A minimum of two years service is needed as there is no specific length of office mentioned for RCs in the IPMS USA Constitution. If there is no interest from any one in our Chapter shown by June 1st Mr. Waechter will then assume that no one in our Chapter is interested. So, if you would like to take on this job and feel you are qualified, then for heavens sake....go to it! Good RCs are hard to find, and Mr. Dahlquist has certainly been a good one!

+++++

NAS MOFFETT TOUR

Our request for a short venture into the "Big Hangar" at NAS Moffett to see a movie on AIRSHIPS has been honored. Patrol Squadron VP31 has okayed up to 25 people to visit on Saturday, May 12th. President Pat will have detailed information at the May 11 meeting.

=====
NAS ALAMEDA OPEN HOUSE

President Pat also informs us that there is to be an OPEN HOUSE at NAS Alameda on Saturday May 19th. The carrier CORAL SEA will be open to the public the same day. On display at Alameda are expected to be F14, F15, F16, F17, F18, P3, F4U7, F4F and other aircraft. So get your camera ready.... looks like a good one! Thanks to Pat and Tom White for info.

.....
CHAPTER ELECTION

Nominations for 1979-80 Chapter Officers will be opened at the May 11th meeting. Be thinking about the person you would like to nominate. Perhaps you can talk to them before the meeting. All Officers can be re-elected except President.

Swell, it seems that the April Auction "with no push for GOOD STUFF" had not an awesome return. May explain what we'll encounter a bit later in our time travel tale here. Oh my, seems we are now in need of an RC now, too ! I love how "there's no IPMS USA length of term specified" for this post ...

CALENDAR

- May 11 IPMS/FREMONT...monthly Chapter meeting. Films, Raffle, Refreshments...Guest Speaker Mr. Hal Myers, Fremont..former B25 & B26 pilot with 12th Air Force, 321st Bomb Group, 448th Bomb Squadron based in Corsica and Italy 1944-45.
- May 19-20 Radio Controlled Models..."WARBIRDS" at Morgan Hill..Hill Country Air Museum.
- May 25-27 Watsonville Antique Aircraft Fly-in.
- May 26-28 Radio Controlled Models..."World War 2 Scramble" Santa Clara R/C Field next to Great America.
- Jun 2-3 Merced Antique Fly-in
- Jun 2-3 Wavemasters R/C Air Circus ... Morgan Hill.
- Jun 8 IPMS/FREMONT...ARMOR.
- Jun 10 Redding Air Show.
- Jun 23-24 Mojave Air Races
- Jun 16-17 Columbia Antique and Classic Fly-in. (Free)
- Jun 30 Mat her AFB ...USAF THUNDERBIRDS
- Jul 29 Livermore Air Show...(\$2 admission)
- Aug 11-12 Blue Angels ...Moffett NAS

.....
THIS MONTH'S MEETING

We have a busy evening planned for our May 11th (Friday) meeting. In addition to our guest, Mr. Myers, who has a slide presentation, we also have some films...1. Combat Bulletin 31 about Personnel pickup tests at Wright Field...wine barrel revetments...Eighth Air Force Fighter kills...remote control tank... 2. The Big Picture..History of Aviation Part 2 ..Covers from Billy Mitchell era thru early 1960s.... 3. Combat Bulletin No. 44...Invasion of Iwo Jima...Jet-Propelled P59..ETO...Gen Marshall Inspects Italian Front...Manila...

Raffle prizes will be purchased locally.

Bring WW2 model aircraft. We would particularly like to see some B25s, B26s, A20s, and other aircraft that served with the 12th, 9th, and 15th Air Forces in Europe and Africa during WW2, but any model you want to bring is welcome and appreciated.

SPECIAL ITEM RAFFLE

Norm Engel says that Mr. Bill Magnie has donated a book "KOOKABURA" to the Chapter which will be raffled off at the May meeting. Mr. Magnie is with the San Jose IPMS Chapter.

=====
PROGRAMS

Mr. Jaffe is working on a program on "BATTLESHIPS" for an up-coming meeting. Mr. Pat Levey-Galleguillos is ready with a slide show on "AUTO-RACING" for our August meeting.

Oh, and in closing on end of this issue, the clear fact of "old" way of Newsletter format was not due to "smaller funds from Auction". The Editor dourly notes the lack of member submissions is raison d-etre .

With JUNE 1979, we find our newsletter is now "downsized" and a lamentable situation regarding Chief Executive for this club just two years old now, formally. Notwithstanding that, we show evidence of healthy meetings, club projects and even a Moffett Field Special Event for Hornets.



FREE-BEE

IPMS/FREMONT NEWSLETTER Vol. 2 No. 12 June 1979

A TITHER...

We are in a "tither"! We couldn't find anyone at the May meeting willing to accept the nomination for President of the Chapter! Seems no one wants the "very low paying" job.

Nominations were made and accepted as follows;

- | | | |
|----------------|-------|--------------------------|
| Vice-President | | Helen Marco |
| Secretary | | Tom Borden |
| Treasurer | | Al Provencio (Incumbent) |
| Director | | Bruce Russell " |

Ballots will be available at the June meeting for all who attend. You do not have to be an IPMS/USA member to vote, but we require that you be an IPMS/USA member to hold a Chapter office. Joining upon election is acceptable. There will be a space on the ballot for a Presidential write-in vote and spaces for write-in votes for all offices as well. Those attending the June meeting will need to nominate and elect a Chapter President for the 1979-1980 year.

MAY MEETING

Our thanks to Hal Myers, WWII B25-26 pilot, MTO, and to our Director, Bruce Russell, for getting together a most interesting program on aviation for our May meeting. Mr. Myers gave a very enlightening talk, along with slides of some of his collection of pictures, medals and other memorabilia from WW2 days.

Cliff Kranz brought in his collection of B25 models, some of which are several years old. Pat Wells brought in his latest creation, a B25 made as per Navy specs...the PBJ.... and thanks to others who also brought in display models.

JUNE IS AN ARMOR MONTH.....!!!

OFFICERS

- President: Pat Wells 523-5684
 Vice-Pres: Norm Engel
 Secretary: Carl Rehnberg
 Treasurer: Al Provencio
 Director : Bruce Russell

1979 IPMS-USA NATIONAL CONVENTION

The National Convention for this year will be held at Milwaukee, Wisconsin July 26-29. The RED CARPET HOTEL is the location, at Layton & Howell Avenues. A lot of effort is going into this event with guest speakers, industry displays, films, banquets, tours, etc. It's all geared to keep you quite busy for several days if you can get there. Featured speaker is to be Mr. Frank Hessler a former WW2 Luftwaffe pilot. The RICHARD BONG Chapter is Sponsor.

LIBRARY DISPLAY SET

If you would like to display some of your work in the Centerville Library window from June 9th through July 13th bring your model(s) to the June 8th meeting. Pat Wells will select those models to be displayed and place them in the display window on June 9th (early Saturday morning). The models will then be removed from display to be picked up by you at the July 13th meeting. Please make up a display card to go with your display giving pertinent information about the model and your name (and phone number if you wish). Displayed models are generally pretty secure as the display case is kept locked. We also need posters and signs for display in the window. Some type of cloth cover (or crepe paper) is also needed for the display. Contact Pat Wells if you need further information.

MOFFETT AIRSHIPS

Several of our group took advantage of the special Moffett NAS tour on Saturday, May 12th. We went inside the massive Hangar 1 at Moffett, and in one of the class rooms we were shown a movie about the history of airships. Mr. George Anderson, a former lighter-than-air (LTA) pilot of Fremont, and Mr. Pete Goode of Redwood City, a former crew member on the Navy's Airships joined us on the tour. We were also permitted aboard a USN P3B "Orion" patrol aircraft. We thank the Moffett Public Affairs Office and the men of VP31 at NAS Moffett for a most enjoyable afternoon.

With June 1979 designated "An Armor Month", there's also a notation of NAS Alameda having a "stealthy" Open House and notification that the famous "Silver Hill" NASM restoration facility is now "appointment only" accessible.

ALAMEDA OPEN HOUSE

NAS Alameda was the site of a public Open House on Saturday May 19th. There wasn't much advertising to the public for the open house display, thus a small crowd. It was both a quality and quantity display, however, as there were quite a few aircraft on display, both old and new. There were several of our group onhand also, many with cameras. Perhaps we will see some slides at upcoming meetings. Probably the highlight of the day was a toss up between the un-expected buzzing by a P38 and that low pass by that P40 about 4 o'clock.

SILVER HILL

Hersch Rourk tells us that the Silver Hill Storage and Restoration Facility is open by appointment now. For info write Education Division, National Air and Space Museum, Smithsonian Institution, Washington, DC. 20560.

NEXT MEETING

Next meeting is set for June 8th, Friday, 8pm at the Centerville Library. The subject is ARMOR. Bring some Armor models for show and tell. There are no events planned other than films, perhaps a Norm Engel How-To, a nice Raffle a show-and tell and some refreshments...and oh, yes the election of new officers for the 1979-80 year.

Some of our Raffle prizes this month come from Mr. Fred Hilliard who donated (via Norm Engel) 1/48th kits of the F16, F104, F100D and an A7E. They are ESCI kits and are for a KIDS ONLY Raffle. Norm will have details at the meeting. Mr. Bill Magnie of the San Jose IPMS Chapter has donated a book on the Australian "Kittyhawks" which will also be raffled.

But, most of the prizes will be brought in by Mr. Patrick J. O'Gonnor Jr. who is getting them from:

SERVING THE PUBLIC FOR OVER 30 YEARS

OPEN MON., WED. & FRI.
10 A.M. TILL 9 P.M.
TUES., THURS. & SAT.
10 A.M. TILL 6 P.M.

FRANCISCAN HOBBIES

FOR MODEL BUILDERS
BY MODEL BUILDERS

1935 OCEAN AVE.
NEAR EL REY THEATRE
SAN FRANCISCO 94127

BILL GUNTHER
PH. 584-3919

We thank
them for
their
support



NOW we get some SURPRISES coming up with JULY 1979 starting with return to LARGE FORMAT Free-Bee (above). On next page, have a look at the '79-'80 Fremont Hornets Board. Then read the minutes by Helen Marco. Remember I said, she's a surprising part of our history ☺

THAT IS CORRECT – YOU ARE READING THE TRUE BILL of GOODS – FREMONT HORNETS HAS A WOMAN PRESIDENT in past ! Without a doubt, not many IPMS Chapters now or especially back then, could lay such a claim. Another example of Free Hornet radical rocking.



Board of Directors

PRESIDENT
Helen Marco

VICE- PRES.
Tom Borden

SECRETARY
Jim Marco

TREASURER
Al Provencio

DIRECTOR
Bruce Russell

Committees

REFRESHMENTS
Helen Marco

NEWSLETTER
Mal Emhart
415
792-7019

INSIDE

FREE-BEE [®]

2 INSIDE

3 JUNE MEETING ... LIBRARY DISPLAY...

4 A WORD OF FAREWELL ... SHOW & TELL ...

5 HOW TO ... KIT REVIEW ...

6 KIT REVIEW (CONT'D) ...

7 CALENDAR ... NEXT MEETING ...

8 MAP ...

On The Cover
"FERTILE MYRTLE", rescued from a China Lake California 'bone-yard' and restored to flying condition, gets a once-over upon her first outing at Travis Air Force Base Open House last summer. 'Myrtle' is quite busy now, making a lot of air show and fly in appearances. (Photo by Chuck Aro)

FREE-BEE is a publication of IPMS-FREMONT, a chartered chapter of IPMS/USA. Items to be considered for publication are invited. Forward them to the Editor, along with return postage no later than the 25th.

3

SPMS Meeting... June 8, 1979
by Helen Marco

Outgoing president, Pat Wells, tried his best to get nominations for a new president out of the group of people attending the June meeting, but he didn't have much luck. Most everyone called upon was unable to take on the job for the coming year. He decided against using the ballots or even going through the motions of an election, since the people already nominated stood unopposed and no one else wished to take on any of the offices involved.

Helen Marco was nominee for Vice-President, while Tom Borden was nominee for secretary.....The two incumbents, Bruce Russell for director and Al Provencio for treasurer volunteered to remain on their post for the next year. Since the majority were opposed to a junior member being president for some logical reasons, Helen (that's me) volunteered to be president and Tom volunteered to be Vice-President, and with her consent to run the meetings since this is what he wanted to do. (She's usually pretty busy keeping the punch bowl filled and the coffee pot brewing.)

Jim Marco said he'd like to have the secretary position if it's okay with the membership. Since it was the one office left vacant, we'll now have all offices filled for the coming year. And that's how it stands for now. Note to Tom: I hope you haven't forgotten to send in your SPMS membership!!!

Library Display

Our Fremont SPMS group has a display of plastic models at Centerville Library where we have our meetings. The display will be up till July 13th. It was put up by Bruce Russell with help from Pat Wells. Bruce did a beautiful job of arranging the models. They do look exceptionally well set up behind glass that way. We owe our director a round of applause for a job well done. And to Pat too for his help. Nice going, fellas!!!

IPMS - By Modelers - For Modelers

As so aptly explained by now President Helen, she was originally to be next VP, but now steps up and fulfills roles as President, Refreshment Director and essentially "the Other Editor" now, as recognized by the current one then. Also take note the "cover girl" here is Fertile Myrtle The USN B-29 (aka P2B-1S), recently rescued from the China Lake "bone (bomb range) yard" and seen here at Travis AFB Open House !

Now here's more Helen at the helm, as this easy on the eyes italicized script font is a clear clue of her writing contributions now for several issues of the Free Bee, and she recounts several items in succinct, complete rich detail.

Helen's part of this July issue closes with a review by her of two Monogram "BattleStar Galactica" vehicles, again a fine piece of work, Prez.

A Word of Farewell....

Pat Wells, outgoing president and very excellent model builder, will be moving to San Diego with his family very soon. We'll miss you at the meetings and your models too. And your GPMS tee-shirt which you loyally wore to most of the meetings. We wish you much success in the future and if you're ever up this way, don't forget to drop in and see us. Our thanks for a job well done at GPMS Fremont.

Show and Tell

Our June meeting was a pretty good one despite the fact that we only had one 20 minute armor movie which Mal Emhart secured for us before leaving on his vacation. We had a very talkative show and tell in which all were attentive, thanks to a last short lecture by Pat Wells on the art of being courteous while others are talking.

There were some unfinished P-51's brought in by Larry Williams, GPMS San Jose and member of the air racing group, NAG. They are being modeled after the real race planes and were in various stages of developing. One of the models was a P-39 (Monogram Kit) also being finished. He said he really enjoyed the meeting and we enjoyed having him and his wife and son. His son, Dale, brought in a Half-track which won 2nd place at the San Jose Chapter of GPMS. (I hope I got that right). Everyone agreed that that was a real accomplishment!!

There were some really neat racing cars, scratch built or semi-scratch built by Pat Levy-Galligullon, which were exact replicas of the real ones. Three Japanese Godzillas by Cliff Kranz which brought a lot of chuckles out of the viewing audience when he explained about them.

Others who brought in models were Brent and Bruce Russell; Pat Wells, with a neat looking lead casting figure of a character from the Lord of the Rings book....also a tank; a tank by Carl Trumello with his own color scheme; also a model by a young man whose face was familiar but I didn't

Show and Tell....continued

know his name. (I think name tags would be very helpful). That was about it for show and tell. I hope I didn't leave anyone out. (It was one of our best to date.....my opinion.)

How-To

Norm Engel had a very good How-To at the June meeting. It was on a product by 3M company called "3 M--red", a type of automotive body putty which is excellent for filling in small cracks or imperfections in plastic models. There are other colors such as blue and green but this red color is the best he has found for plastic models. The sandpaper you use should be wet when smoothing it out. It sands very well Norm said. It can be purchased in most automotive stores in our local area. Norm will have another "How-To" at the July meeting.

Kit Reviews

All you outer space fans may well be interested in these two newer kits. Monograms's Colonial Viper Space Fighter and the Cylon Raider, both from the TV series, "Battlestar Galactica". My son Jim Marco has built both these kits and will be bringing them to the July meeting. He didn't find them at all difficult. In fact, he said that they were a lot of fun over other kits he's built. It could be that he's a big fan of "Battlestar Galactica" and loves outer space stuff. I interviewed him on these kits.

The Colonial Viper is an authentic scale reproduction, molded in gray plastic, very clean, with parts that fit together well. It's quite detailed with triple-turbo-thruster engine and twin "laser" cannons. Eleven inches long when completed, it comes with a display stand. There are good decals. The laser torpedo launcher works, altho' not too well. The instructions were easy enough to understand and were in picture form, with

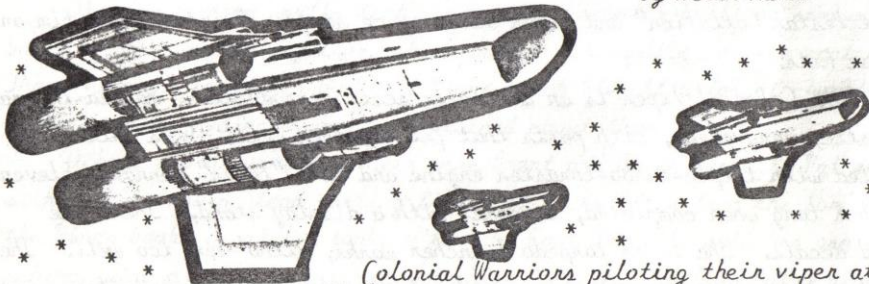
JULY issue Free-Bee is again, LARGE FORMAT, and warrants it . August 1979 will have a much different look as return again to the original small half page style, and actually will be the end for even that "fulsome news edition" for remainder of the year. Post cards, anyone ?

Kit Reviews.....continued

Little written instruction. The model looks nice spray painted gloss white instead of light gray which is shown on the box cover. The details are hand painted. Some pictures show the model white, so I guess it's a matter of choice, as to what color you choose.

Monogram's Cylon Raider is really an excellent looking kit with its laser torpedoes, lowered solar shield and turbo thrusters. It's molded in gray plastic, clean and fits together well. It's authentic to the original and detailed. Eleven inches long when assembled, it comes with display stand. There are good decals. This model has a special action feature with shooting laser torpedoes which really work!!! When hand launched, by touching a little button, they shoot several feet straight through the air. Super glue was used to hold these launchers in place because of the stress factor on them when launching. Some contour putty was used for some minor filling but not much of this type of thing. It's beautiful air brushed dark gray, with the details hand painted and the decals in place. It's quite a sinister looking ship when finished (my opinion) and it gives the viewer the feeling that these type spacecraft are not so far fetched as one might imagine. The instructions are in picture form mostly, with very little hand written instructions. Not too difficult to understand for someone already experienced in model building.

by Helen Marco



Colonial Warriors piloting their viper attack fighters in formation in deep space.....

FROM THE EDITOR

First of all a word of CONGRATULATIONS to our new 1979-80 Chapter Officers. And a NICE JOB...KEEP UP THE GOOD WORK to those who were're-elected' to their posts.

Secondly a big THANK YOU 'MAM to Helen Marco for writing most of this issue of the FREE-BEE. Well done! Would you like the job permanently??? Thirdly, this is the time of year to JOIN IPMS/USA!!! The IPMS year runs from July through June, so here is the opportunity for you to get in right at the first of a great new year. An application blank is enclosed with this issue of the FREE-BEE. Though we do not require membership to attend our meetings, we do urge that everyone join and support the world-wide efforts of IPMS in promoting our favorite pasttime...plastic modeling. We always try to have examples of IPMS/USA publications on hand at our own Chapter meetings each month for your inspection. You must admit that such a wealth of information cannot be found in any other publications.. so, please, join and support the national organization...IPMS/USA. If you are already a member, please use the form contained in UPDATE (14U6) to renew your membership, and pass this application blank on to a non-member friend and encourage your friends to join....

CALENDAR

- July 13 IPMS/FREMONT monthly Chapter meeting...AIRCRAFT...USAF film or Lockheed film on the S3A Viking possible. RAFFLE! Free refreshments...Show & Tell ... How-To...
- July 13-15 EAA FLY-IN...Hollister.
- July 14-15 GOLDEN AGE R/C...MORGAN HILL.
- July 26-29 IPMS NATIONAL CONVENTION... MILWAUKEE, WISCONSIN
- July 27 IPMS/FREMONT... Semi-Annual Board of Directors meeting. Centerville Library, 3801 Nicolet, Fremont. 8pm.
- July 29 Livermore Air Show...Warbirds, Racing planes, Antiques... Static displays...Livermore Airport...Admission \$3 per person or \$8 per car-load. (Don't miss this one!!!)

NOTE...CALENDAR EVENTS CAN SOMETIMES CHANGE WITHOUT NOTICE. CHECK FIRST!
 +-----+
 +-----+

NEXT MEETING - FRIDAY THE 13th

DON't MISS OUR JULY 13th (Friday, the 13th..Oh, Goodness Gracious!!!) as we hope to have a most interesting meeting with plenty of time for model-talk. BRING A MODEL and BRING A FRIEND!

RAFFLE PRIZES THIS MONTH PROVIDED BY =

LUCKY'S HOBBY SHOP

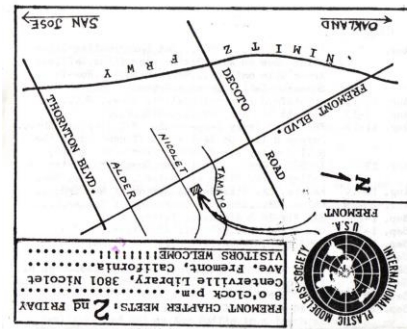
WE THANK THEM FOR THEIR SUPPORT !!

193 Pelton Center
 San Leandro
 415 357 0182

THAT DOES IT FOR THE FREE HORNETS NEWS JULY, 1978. HERE IS PREVIEW OF NEXT TIME :



IPMS
PLACE: CENTERVILLE LIBR BY
IN BACK OF BROOKVILLE
CENTER
DATE: FRIDAY SEPT 14 8:00
BRING A FRIEND OR A
MODEL OR BRING BOTH.
WE WILL HAVE 3 FILMS
TO SHOW - HAVE COFFEE
PUNCH + COOKIES - AND - THE RAFF



FROM:
 IPMS/Fremont
 C/O Mal Emhart
 4141 Deep Creek #42
 Fremont, Ca. 94536



FIRST CLASS!!

TO:

Cliff Kranz
 Redwood City CA



IPMS/FREMONT NEWSLETTER Vol. 3 No. 2 August 1979

IPMS Meeting... July 13, 1979
 by Helen Marco


Our meeting was conducted by Tom Border, V.P. For his first time at presiding over the meeting he did o.k. with a little help from the more experienced members.

Our board meeting was held July 27th at the library meeting room with three officers in attendance: Al Provenzio, Jim Marco and myself (where were you Jim???) Mal Emhart, newsletter editor, Norm Engle, and Jim White.

Things discussed were: newsletter cost; raffle prizes; possible competition with the Verba Buena club of the San Francisco area for next January or February 1980; displaying our models at the craft displays at the local colleges, namely Ohlone and (about plus Hayward University); ways of increasing our membership (our July meeting had 19 in attendance and we hope it is due to summer vacations); Al Provenzio to purchase raffle prizes for next 4 months. After the meeting, we discussed in general some kind of dues to help defray the cost of putting out the newsletter, cost of refreshments, and cost of the raffle prizes. Also discussion of T-shirts.

IPMS - By Modelers - For Modelers

The August 1979 Free-Bee and what came after for the year, as above...



IPMS - FREMONT

YOU'RE INVITED

TO A VERY SPECIAL MEETING

FRIDAY EVENING - JULY 13th - 8 O'CLOCK PM - CENTERVILLE LIBRARY - 3801 NICOLET - FREMONT, CALIFORNIA

Theme: MOVIE "LAUNCHER '88"

SPECIAL GUEST

U.S. NAVAL AVIATION

COMMANDER LEONARD A. BRALIN (USN)

COMMANDER BRALIN HAS FLOWN THE FOLLOWING AIRCRAFT TYPES DURING HIS CAREER IN NAVAL AVIATION:

NORTH AMERICAN NA-5	GERMAN FW-2
LOCKHEED T-1	GERMAN FW-6
GRUMMAN F4F-4	DUKAKAS A-4 A-10
GRUMMAN F6F-3	GERMAN ST-2 A-4
NORONELL F2U-2 A-4	

PLAN TO ATTEND AND BRING A MODEL FOR DISPLAY!


Now also coming up, final answer to these two "bits of Time Travel" above which have been "playing for time" on the last page of recent BUZZ



Wha? The ALERT Horns sounding?

OH MY, appears my time here is up, must join with associates for a look to the future...

See you next issue - mickb



The Free Hornets President **REMINDS OF THE AGREED UPON CHOICE HERE** FOR THOSE THAT MISSED THAT PART



2017 Gruppe Build Officially is “The Cat’s Meow”



(anything, anyway, feline or related, any scale, any subject as long as you can claw your way in...)



Besides Cougars of all kind, also coincidentally happens that our 2017 “Unofficial” (as expensive or of low interest or couldn’t be bothered with) Club Build choice of “Tamiya Tomcats”, using a new 1/48 F-14A only, *FITS IN!*

C’mon, think about it. You know that you can find something in “your line of work”. *MORE Autos?* Sunbeam TIGER suit you? How about that other British firm, lesser known : JAGUAR ... you might find something passably suitable in their vehicles line. ARMOR preferred? Stay tuned, Captain’ll have more “prompts”

COMMISSION OPPORTUNITY

YOUR CAPTAIN BURTON is seeking a 2017 Gruppe Build XO (Exec Officer)

Duties include: Reminding others of the project, wrangling them into shape for entry at scheduled events for 2017/2018, being at TriCity 13 in time to make sure this entry is made in COLLECTIONS CATEGORY, ALL ITEMS go into it!!

Pro: No Pay, No Thanks, No Appreciation, Plenty of Harassment & Grief during year

Con: What the Captain is attempting here, under guise of “delegating important work”

Our President will be glad to review anyone who still hasn’t determined what’s what here, just email at daze61283@mypacks.net with your query...



The Hornets Nest Night Fridays In **AUGUST, OCTOBER & NOVEMBER 2017** *Are PLANNED TO BE CLUB CONTEST Theme Events as outlined:*

August 11- “ **SUMMER LIGHTNING** ”

While we have a TriCity Classic 13 coming in a month from here with a “Lightning Strikes Twice” Special, this Club Contest is not exactly same !

For “ Summer Lightning ”, not only are those items listed as ONLY eligible for Special (EE or Lockheed Lightnings, Arado 234 “Blitz” family) in the “”please bring them all” column, so are these : ANY scale or type P-47 (Thunderbolt is another term for lightning), Macchi MC.200 Saetta or 202 Folgore (Lightning and Thunderbolt in Italian), Saab J-37 family of Viggen (Thunderbolt), Kawanishi N1K Shiden (Violet Lightning) aka “George”.

ANY Armored vehicles or Automotive directly related items to term “Lightning” , as well same for Ships, SF/Fantasy, Figures, etc are also eligible for the Club Contest “Summer Lightning”, it’s just you’re on your own for research, the sponsor is only familiar with Aircraft for these linkages here.

October 13- “ **ANYTHING Airfix EXCEPT AIRCRAFT** ”

Our Free Hornets are deviously creative in devising schemes, as you may surmise by the above theme. Simply put, you are challenged here to find at least ONE non-aircraft kit of Airfix catalog to enter. Just so you know, someone has already asked, and NO: ROTODYNES or ANY Helos are in the **not** eligible list, as they ARE AIRcraft. ONE EXCEPTION in Airfix catalog does exist, it’s not either of those aforementioned, but it is an air-craft.

Intention here is to stretch your imagination and craft, and when you actually take a look at the number of ships, autos, armor, figures and other type Vehicles/oddities that Airfix has offered, you may get into the spirit of this wholeheartedly we’ll just bet. Oh and by the way, all the “Airfield and Air craft support” models ARE ELIGIBLE ... there’s some potential old and new gold in them thar kits. Just saying.

November 10- “ **HOLY MOLEY MEN It’s 1977 All Over Again** ”

For the last regular Free Hornets Nest of 2017, we’re going to close the 40th anniversary year out with a contest theme thought up earlier in year by a long time Hornet, and it’s another fiendish one. Models from the year 1977 catalog or of 1977 schemes of earlier or later moldings, any kind or scale.

One way to see where we’ve been and where we’re going, you might say. ENJOY in any way.



TRI-CITY CLASSIC 13

Scale Model Contest and Exhibition



Sunday, September 17 2017

Milpitas Community Center 457 E Calaveras Blvd. Milpitas, California 9am - 5pm

56 Categories of Competition in **Aircraft, Autos, Figures, Ships, Military Vehicles, Space & Fictional, and Paper Kits**

This Year's Theme " **Australia** " (anything Australia/NZ or directly related)



NEW Special Awards in addition to traditional First/Second/Third place are:



“ **On The Beach** ” Award for Best Entry befitting the Contest Theme

“ **Blast The Bush** ” (three awards for: Best ANZAC, RAAF, or UK Nuclear Weapon Subject)

“ **Mad Max, Road Warrior** “ Award for Best Post 1945 Australian/NZ subject

Plus these: “ **At Dawn's Early Light** ”, “ **Best Twin Engine Lightning** “, “ **Best 1917** ”, “ **Tasmanian Titan** ”

Also: Vendors, a raffle and other fun items announced on day of event!

[Free Admission to all spectators!](#)

[Contestant Entry: \\$ 10 for modelers 18 & older w/ TEN model entries or less \(\\$1 each additional entry\) All modelers 17/under, FREE/unlimited entries](#)
[For Vendor Information, contact Lou Orselli by phone at \(510\) 481-7335 VALID CA SALES TAX PERMIT REQUIRED](#)

Email Contest Director Mick Burton directly at DAZE61283@mypacks.net with “Tri City 13 Contest” on subject line

COMING UP
IN THE NEXT EDITION

**A LOOK
BACK HOW
THE
FUTURE
WENT**



PLUS

**MORE RETURN TO
CONTINUING A LOOK IN DETAIL AT
FREE HORNETS
WAAAAAYYYYYYY
BACK
WHEN**

SCALE WINGS

A PUBLICATION OF I.P.M.S. FREMONT

AND SOON TO REVEAL ANOTHER HISTORIC CONNECTION



- Mick Burton, madman at large – DAZE61283@mypacks.net
(sole fool responsible for bad content or rude comment here)
“ Come for the models *Stay for the Sarcasm* “

