

AN UNAUTHORIZED (mostly due to unnecessary, also because I said so being I'm the Author) PUBLICATION

The BUZZ – of The Fremont Hornets V.1

Issue 46



August 15 2016



Somehow managing to wing it for now over **39** years...

Welcome

IN THIS ISSUE – You will find: (basically in the listed order, tho a stream of consciousness device)

A Short Take on Present BUZZ (Issue's Editorial, in case you need clarification)

Review of Hornet Nest – President's Plug of GB 2016, August & September's R-9 Contests, Ancient Warship Modelling



PLUS!


Reminder Free Hornets “ website ” locale:
<http://fremonthornets.yolasite.com/>

Just three little pages. *Not a lot to dig through*, and the **Events Calendar is on web page 3, ALWAYS**
And if you'd like to get “ back issues of The Buzz ”, go here: <http://freehornetsannex2.yolasite.com/>

THE **Latest** BUZZ (as of August 15 2016 evening)

(a Short Take On Present Buzz) by Mick Burton, Buzz Editor (& Hornets Treasurer a Deux, Current Contest Director for 2015/16 season)

YES! Now #47 In case you are a new reader, the Issue number is off by one always, since #0 was outset of this lark. That clarified or muddied, let's get to some actual important business!



“ Western Nationals ON THE WAY, HOORAY! Hail Columbia for a 1st Time Out NATS “

The South Carolina hosts delivered from all reliable accounts, a fine experience for all who were fortunate enough to be there to enjoy.

My congratulations to them on a job well done and hope they bid, win again sometime in future, that I might gain a chance to make to their end of the world for model fun.

One result coming from the 2016 show was confirmation of the 2018 NATS being awarded to hosts IPMS Phoenix and the 2019 show hosting by first timers IPMS Chattanooga. Of course, next year it is a repeat hosting by IPMS Omaha.

I would encourage all of you to make a plan to in some way support the upcoming Western Region IPMS Nationals, by a sponsorship (individuals as well as clubs may do this...) of awards package, planning to attend and/or enter, be a day staff volunteer, JUDGE, or other help. This will be the 4th time for this area's modelers to put this effort on and it

would certainly show our appreciation by putting our own shoulders to the wheel for a small portion of that.

Bee seeing you. – mick



The Hornets Nest Night Friday September 09 @ Irvington Locale
PLANNED TO BE

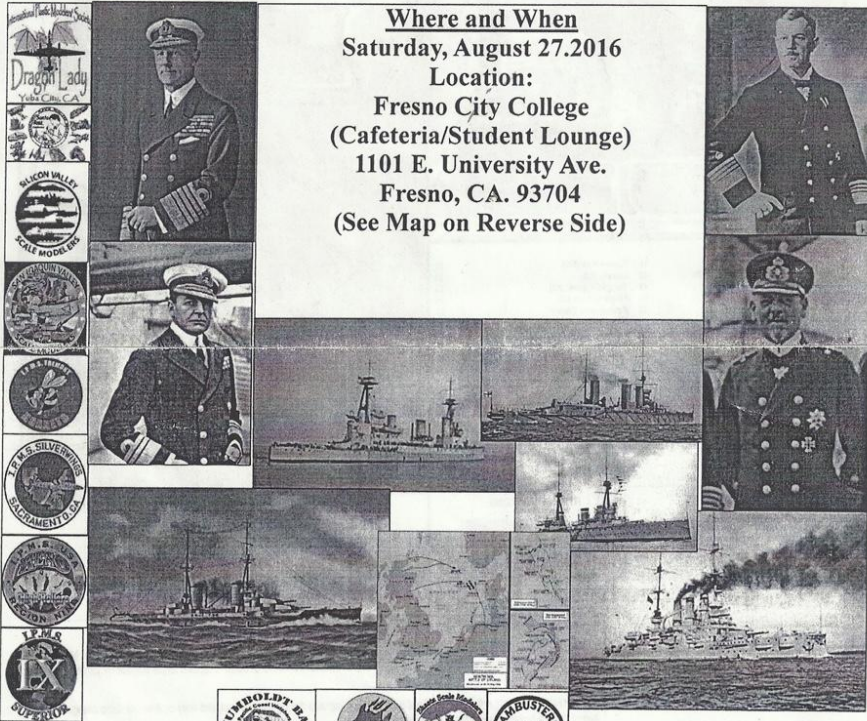
BUILDFEST, MODEL TALK & a minimum of Business

=====

COLORFUL REMINDERS OF UPCOMING EVENTS

2016 Far West Region Contest Theme: "WWI 1916"

Where and When
Saturday, August 27, 2016
Location:
Fresno City College
(Cafeteria/Student Lounge)
1101 E. University Ave.
Fresno, CA. 93704
(See Map on Reverse Side)



Brought to you by
IPMS/Fresno Scale Modelers



17TH ANNUAL MODEL CONTEST

Theme:



LOCAL EVENTS VENDOR TABLES 2 BIG RAFFLES

Date: Saturday - September 10th, 2016
Location: Desert Heights Elementary School
13948 Mt. Bismark - Reno, Nevada
9:00AM - 4:00PM

Entry Fee: Free to All Non-Entrants
\$5.00 for First Model
\$1.00 for Each Additional Model

Vendor Tables: \$20.00 (register early)
Contact : Neil Hulse for reservations - knk41063@att.net
Chapter Contact:

Douglas Summers
1045 Lasso Way - Fernley, Nevada 89408
(775) 835-0140 - ghpltd@att.net

Visit us at www.renohighrollers.com





FLY WITH WE
As the Free Hornets Set Up a West Coast Hub for Gruppe Build
2016

“ **AIRLINERS** ”




Our Grand Opening :
At the Hornets
TriCity 12 , 9 – 25 - 2016



Don't let these images limit your excitement, they're merely "color" for launching.

Very easy rules to follow: ANY Airliner aircraft, ANY Period, ANY Scale. Merely one has to be finished in time for entry on 9-25-16. So get those Curtiss Condors, HP.42s, He.70s, L-1011s, G.43s, Viscounts, TriMotors, Saro Princesses, "Clippers" et al...on



NO HASSLES, you don't even have to be a Free Hornet to get on board here, we'll book you on our manifest at designated embarkation.


IT's OFFICIAL NOW ! BRITANNIA & HORNETS RULE

TRI-CITY CLASSIC 12

Scale Model Contest and Exhibition

Sunday, September 25 2016

Milpitas Community Center 457 E Calaveras Blvd. Milpitas, California 9am - 5pm



50 Categories of Competition in Aircraft, Autos, Figures, Ships, Military Vehicles, Space & Fictional, and Paper Kits !



This Year's Theme "***The Battle of Britain***"

(anything British or directly related)



NEW Special Awards in addition to traditional First/Second/Third place are:

“ **On Her Majesty's Service** ” Award for Best Entry befitting the Contest Theme

“ **London Calling** ” (three awards for: Best SAS/SBS, Best B of B Air (RAF/Axis) , Best Dreadnought (not limited to RN))

“ **Dr Who & The TSR 2** “ Award for Best Post 1945 British subject

Plus these: “ **Mightiest Merlin** ” , “ **At Dawn's Early Light** ” , “ **Best Twin Engine Lightning** “ , “ **Best 1916** “

Also: Vendors, a raffle and other fun items announced on day of event!

Free Admission to all spectators!

Contestant Entry: \$ 10 for modelers 18 & older w/ TEN model entries or less (\$1 each additional entry) All modelers 17/under, FREE/unlimited entries

For Vendor Information, contact **Lou Orselli** by phone at **(510) 481-7335** VALID CA SALES TAX PERMIT REQUIRED

Email Contest Director Mick Burton directly at DAZE61283@mypacks.net with “Tri City 12 Contest” on subject line

An AUGUST LOOK at Free Hornets latest Nest News *(View from The Front)*



“ No Contest Night, but no doubt the NATS were well reviewed and news aplenty of events ahead ”

As you see, plenty of these tables occupied with Free Hornets before meeting is called to a minimal order.


President Burton’s mood buoyed further with early arrival of a new visitor and the return of TDY friend

While the playfully planned Club Contest, themed to pick up “late arrivals” from another club’s earlier one, didn’t see any action, the surprises didn’t end.

Louis O brought in a grand trio of Raffle Prizes to return our meetings to normal (last month was auction) unexpected visitor in



the form of Mr Matt Robins (caught off guard on right), whom I learned later had actually seen our website ! More odd turns of August that night: Denny’s coffee shop near our old haunt on Farwell, had been closed by a surprise door crasher that morning, Sean Fallesen of Orange County showed up



again for our meeting, thanks to having his “day job” extend his assignment up this way for few more weeks. Glad as always to have him here.


Ray Lloyd had the proper attire for setting the tone for August’s Hornet Gathering Post NATS



Taking an assessment from those Hornets who were present and had enjoyed the hospitality of Columbia, South Carolina hosting of the 2016 IPMS USA National Convention and Show, we got a good all around inside look. Randy Ray, as ever deep in things, being an entrant, plus Judge, Photographer for the Awards Project (by Vladimir Yakubov for his 8th time in 9 years), gave props for smooth and swift run of show. A wish for more “National Level” awards was expressed by another, who indicated that there



have been NATS he has attended of higher caliber than this one. In all tho, it seemed that for most part, this show for first timer host in a new locale, was another overall success. Next summer, it's back to Omaha, Nebraska for go at repeating their past fine hosting of this huge show. 2018? Phoenix for their 4th go !



After his traditional berating , bemoan of Peter Long for how difficult finding information details on imminent show coming August 27 (Fresno SM) and swift review calendar into November, Burton relented and we started Model Talk, beginning with Cliff Kranz.

Now, Cliff has retired as of this June from “regular day job”, which has now freed him to go even faster at his model production. On the far left, the section of table display that was “all Cliff’s”

On center left, Cliff’s “August shirt” which he wore in keeping them with two of his models here. Which ones will become clear, in pages ahead.

Here’s his Patton M48, in 1/35th.





Cliff recently completed these two “Silverplate” configured B-29 Superfortresses in 1/72nd scale, with plans as he told me, for displaying them as his part helping out in a display for “Spirit of ‘45” exhibit being chaired by Chris Bucholtz for SVSM.



The left, “Enola Gay”, which dropped “Little Boy” uranium 235 “gun” bomb on Hiroshima on August 6, 1945. Above left, “Bock’s Car” which took this bright colored “Fat Man” plutonium bomb to Nagasaki on August 9, 1945.





Taking us back to an earlier World War, Cliff's Fokker Dr. 1 Triplane in a scheme from movie "Fly Boys", which he said was why the "German Crosses" were placed on lower wings as they were (not correct for the Red Baron's craft in reality)



Final component of Mr Kranz's August neighborhood, was "Al Capone" work in process, as the scheme for his 1/35th M4 Sherman (sans tracks) shown on the lower left.

Next up:

Bob Meyer and his two Wermachts, seen at right





Bob had this Jagdpanther from Tamiya, fully tricked out with aftermarket engine, a nifty item available from Tamiya . His camouflage and weathering is subtle in depth, the pictures don't do complete justice here. Panzer IV with side skirts and a "darker" variation of the later war Panzer gelb, Red Brown and Panzergrun, was also a 1/35th scale Tamiya with Bob's artistry.



Bob was captured hard at work at meeting on a Tamiya JSU-152 Russian WW2 SPG.



Bob's neighbor Dave Parks, shared a trio with a "Victory at Sea" twist , on left.

Dave, seen below sharing notes on Focke Wulfs with Ben Pada, gave an excellent short symposium on why he did the three Matchbox molded maritimers here. Unfortunately, the



seas” for displaying models. The materials used included Gesso and as he said, now his having a supply of Rayon (as opposed to cotton) balls sufficient to launch “4000 ships” Demonstrating excellent aspect of community, sharing that embodies the best of IPMS and all kind of “social modeling”, Dave gave our visiting Orange County modeler a goodly amount of these apparently hard to acquire fibrous spheres.



specific identities of these warships wasn't recorded by President/Web/Buzz Editor here, as he, like the rest of room busy in hearing Dave's narrative.

Dave found in a recent issue of FineScale Modeler magazine, a slick method of making “high



Many thanks now again to Dave Parks, for giving such a fine briefing on this seriously useful technique as well as entertaining us all with humorous “covert nature” of seeking out Rayon balls. A last close up look at splendid work Dave did in “his prototype run”, with the variations in “sea colors”



Ben Pada shared with us a look at the regular category 2016 USA NATS awards, he took a Third for his 1/48th P-47 and his exquisite 1/32nd F4U, both are Tamiya.



Ken Miller stopped in with a “desktop display rendered” Convair 880 jet liner in an unrecorded scale, and stretched fuselage modern 6 blade twin turbo prop, I will venture guess that it is an ATR-42 feederliner.



Taking an abridged look around the tables, we find Jim Priete here as he studiously Editor, allowing me a good closeup shot of his Tupelov Tu-2 “Bat” in 1/72nd, a “combined effort” (2 different kits + Jim...)



Interestingly, Mark Schynert across the room had another 1/72nd Tu-2, a little further along, paired with his Lockheed Orion 9R “Airliner Gruppe Build” project.



Kent McClure (below) had a number of things in process, including his LET 410 feederliner.



Center above, we find Gabriel Lee in a thoughtful pose, a curious look back by Sean Fallesen, there is Randy Ray hard at work after recent trip to South Carolina.

On left, cheerful new to Hornets meetings guest Matt Robins had a new Airfix F4F Wildcat to share with us. On right, another look at a busy room !



With no Frank Babbitt (he’s still at large “Down South”, post USA NATS, not lost, just visiting family), the raffle prize pool winners were a variety. A very pleased Mike Meek lead off, and the other two were happy with their wins as well. We wrapped up and managed to find a Denny’s to eat at ☺

- Mick Burton, madman at large – DAZE61283@mypacks.net

(sole fool responsible for bad content or rude comment here) “ Come for the models *Stay for the Sarcasm* “

OUR BIG FREE HORNET SURPRISE OF AUGUST !



Congratulations to AUGUST Model of the Month Winner, Bob Meyer - Mickb-fini

MORE COLORFUL REMINDERS OF UPCOMING EVENTS

OrangeCon
Model Contest and Vendor Fair
SATURDAY OCTOBER 8, 2016

REMEMBERING PEARL HARBOR

Be a part of Southern California's largest exhibit of scale models of all types.

| | | |
|--|--|---|
| <p>Location: Pavilion at the University Conference Center Cal State Fullerton 800 N. State College Blvd. Fullerton, CA 92834 (State College and W. Campus Dr.)</p> <p>Schedule: Open to the Public Vendor Setup Model Registration Contest Room Closed Awards Presentation</p> <p>Admission: Spectator Admission Contestant Admission (includes first three models) Contestants under 12 Model Entry fee after first three models Adults Junior & Young Adult</p> | | <p>9:00 AM to 5:00 PM 8:00 AM to 9:00 AM 9:00 AM to 11:30 AM 12:00 PM to 3:00 PM 3:30 PM to 5:00 PM</p> <p>\$5.00 \$10.00 Free \$1.00 each Free</p> |
|--|--|---|

DON'T FORGET
ANTELOPE
VALLEY
GROUP
20th Annual
Will include
This SPECIAL
Of Prehistoric Plastic

New Special Award for the 2016 AVG Desert Classic Contest

JURASSIC PLASTIC

- Model Must Be A Single Kit from a Pre-1970 Mold (No Dioramas)
- Contestant Must Provide Proof Of Original Copyright Date. (Instruction Sheet or Box Showing Copyright Date Must Accompany Model)
- Any Subject, Any Scale
- Model Must Be Built "Out of Box" Per IPMS Rules
 - No Aftermarket Parts or Kit-Bashing (Modern Decals Allowed)
 - Build Must Be Per Instructions Using Kit Parts

Desert Classic XX

IPMS Region 8

AVG's 20th Anniversary Model Contest

Saturday, November 5th 2016

Presented by
The
Antelope Valley
Group
IPMS AVG



Event Location:
Antelope Valley College
3041 W. Avenue K, Lancaster CA
Cafeteria Entrance

This Year's Theme:
"Vietnam War"

Categories

Provisions for Splits provided as required

- | | |
|---|--|
| <ol style="list-style-type: none"> 1. Helicopters, All Scales & Types 2. Aircraft: Biplanes, All Scales & Types 3. Aircraft 1/73 & Smaller 4. Aircraft 1/72 Prop 5. Aircraft 1/72 Jet 6. Aircraft 1/48 Allied Prop 7. Aircraft 1/48 Axis Prop 8. Aircraft 1/48 Jet 9. Aircraft 1/32 & Larger 10. Ships: All Scales & Types 11. Submarines: All Scales & Types 12. Armor: 1/72nd & Smaller 13. Armor: 1/48th 14. Tanks: Allied -1945 & Earlier (1/35 & Larger) 15. Tanks: Axis -1945 & Earlier (1/35 & Larger) 16. Armor: Tanks & AFV 1946 - Present | <ol style="list-style-type: none"> 17. Armor: Artillery, All Scales & Types 18. Armor: Softskins 19. Auto-Factory & Replica Stock 20. Auto-Street Machine & Hot Rods 21. Auto Cruisers, Customs, Low Riders 22. Auto-Competition Straight Track & Oval 23. Auto: Miscellaneous 24. Figures: Historical 25. Figures: Fantasy / Sci-Fi Biologic Types 26. Dioramas: All Compositions 27. GUNDAM / Mecha 28. Sci-Fi / Real Space: Hardware 29. Out of the Box: All Scales & Types (National OOB Rules) 30. Miscellaneous 31. Juniors: 17 & Under 32. Jurassic Plastic |
|---|--|

Schedule:

0900-1230 Registration
1:00-3:30 Judging
3:30-4:30 Awards Presentation

Fees:

Parking: \$0.50 charged by College (May be waived)
Adult: \$10.00 up to 3 entries.
\$2.00 ea. per additional entry.
Juniors: FREE
Spectators: FREE
Vendors: \$30.00 Per table (Reserved prior to Aug 1.)
\$40.00 after August 1. \$45.00 at the door.

Special Awards

Theme Award: "Vietnam War"
Best of Show
Presidents Award
Best Natural Metal Finish
Best Auto Paint & Finish

Specific Subject & Anniversary Awards

Best WWI Subject
Best USMC Subject
Best Cold War Aircraft 1946-1989
Best Israeli Armor
X-Plane Award

Vendor Contact or additional information

IPMS Chapter Contact: Curtie Stidham (661) 267-0089 cbstidham@sbcglobal.net
<http://www.avg-ipms.org>

-mick fini

EVEN DEEP IN-LAND, “RED” Manages to Set Sail & Model On

„SHIP-AHOY“

Three Sailing ships by: Rodney J. Williams

©copyright : June 22, 2016



On June 26, 1941 I celebrated my 10th birthday on Homer Long’s “twin-mask” 75’ long yacht with my parents and older brother. Homer and his wife had their sailing vessel berthed at Cedar Point on Lake Erie.

I gained additional sailing experience on their ship besides my local “Portage Lakes, Ohio” canoe and motor boating during the summer months.

As years went by, I learned how to navigate the “open water” of Lake Erie using the sextant including nighttime “star” navigation. In those days, “open-water” was the term used when you were “out-of-sight” of any land mass. Additional data was gathered as we learned “sun-moon” and star time. This means that we could tell the time of day and/or night by looking where the sun, moon and stars were located in the sky above.

In 1942, my father joined a special civilian division of the U.S. Coast Guard. Our government organized groups of men, women including their children, to pretend that they were fishing off the coast of New England, especially in the area of our submarine base in New London, Connecticut.

I got to go with my father a couple of times. We saw German subs surface at night. Once they picked up two fishermen and submerged into the deep blue sea. The fishermen were never to return so we assume they went with the submarine, back to Germany.

Another time we went to Tampa, Florida and we got to see a German submarine torpedo a cargo ship. After it surfaced, it shelled the ship with its deck gun, picked up a few survivors and went down in the ocean, never to return.

Earlier this year, (2016) I lucked out, got to watch some of these events on our TV. Back then, our government did not let the news media publish hardly any data on the German subs that were patrolling our coast from Texas to Florida and up to New England.



Since I was always around water for nearly 50 years, I loved water vessels as much as I was in love with airplanes. ***So I have built a few ships since I got back into the hobby in 1977.***



My first plastic/wooden ship was a 3-masted vessel. However, I have no photos of the model. As it was totally destroyed when my family and I moved from Santa Clara, to our new home which was located near the northwest foothills of San Jose and the border of Milpitas, California.

1/350th “AOSHIMA” ROMAN WARSHIP – 50 B.C.

My records state that I built this “sea-going” sailing ship during the early part of 2011 and finished it by the 11th of June.

I took a few digital images of the parts that were connected to the trees, but I did not take any “in-progress” photos.







I recall painting all of the round items that are attached on the exterior sidewalls of the ship, including the large animal head and other parts.



I used the kit rope to tie the pre-painted sails into their proper locations, which turned out A-OK in my book.






1:350 SCALE "ROMAN WARSHIP"
MODEL & PHOTO BY: RODNEY J. WILLIAMS



The "ROMAN WAR SHIP" name plate was painted black.


Then I gently sanded the raised letters with 600 grit sandpaper, then used white glue to attach it to the kit base.



It's done - ENJOY.

1/450th REVELL SPANISH GALLEON 1570


This is another sailing ship model with no in-progress digital images.



You be the judge on this one.


As the box art shows the spelling for the model as *GALLEON*.

However, the name on its base-plate is spelled *GALION*.





This model was built during mid to late 2012.
I assume that it was a fairly easy build.





1/450th REVELL La R'eale French Ship 1692

I have no idea what the French name of La R'eale means in English but I do have a few in-progress building photos with this short story.



During my long sojourn down the road of photojournalism from the 1950's I learned that, at times, a picture will tell the story.

So you need not add any narrative comments.




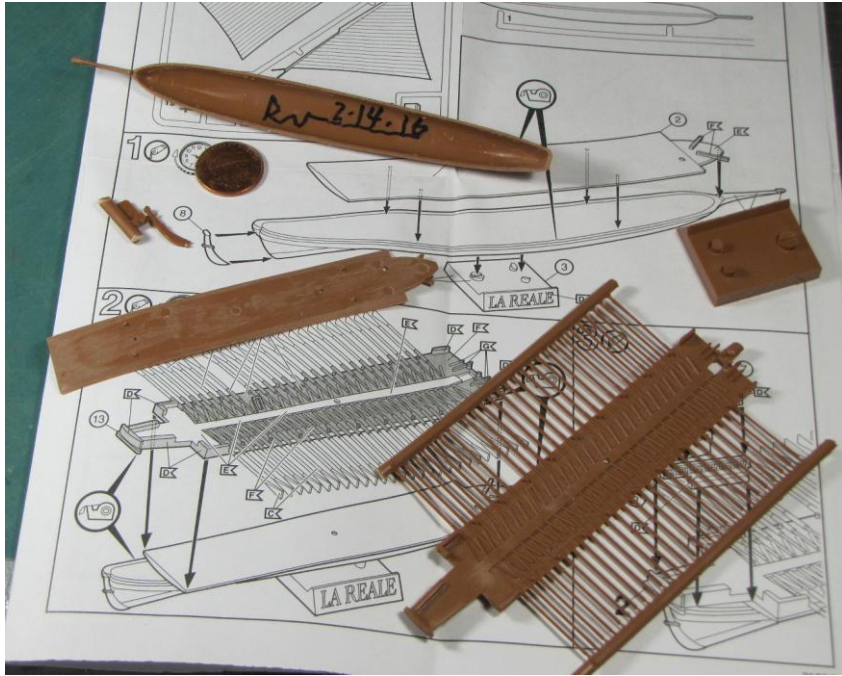
There are two major flaws with this model. One is by Revell and one is by the builder, who has been called a "master" modeler at times.



Funny as all get-out the modeler "screwed-up."


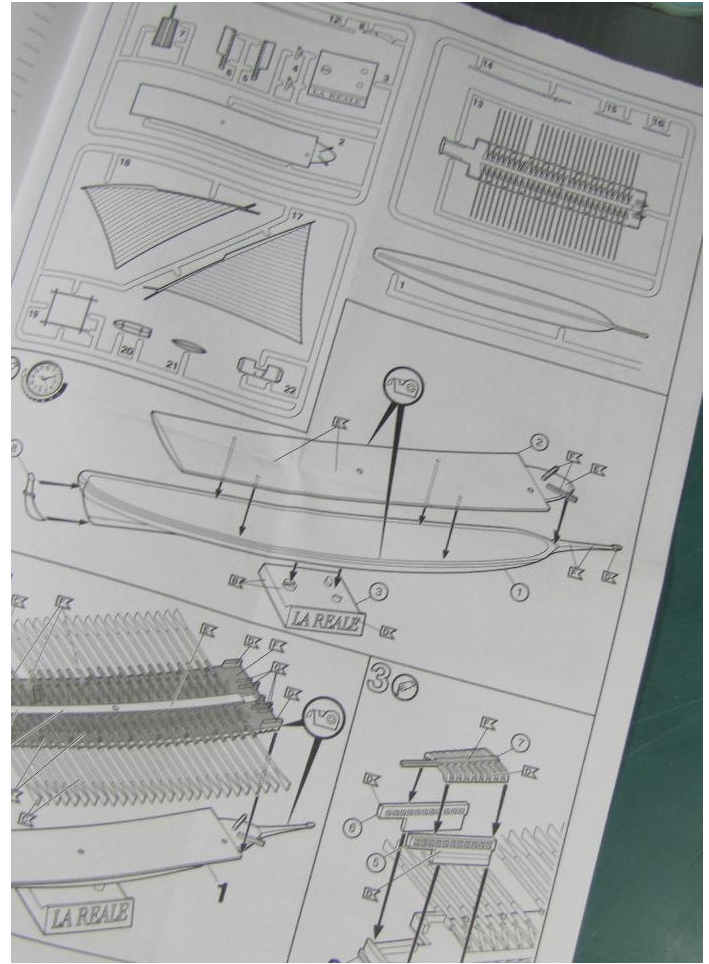

You can email me @foxx700777@gmail.com and tell me what you find wrong with this model.


Cheers and happy ship building!

Rodney










- *Fini Rodney*



1/450th Scale: Revell "La Reale" French Ship, (1692)
Model & Photo by: Rodney J. Williams



COMING ACROSS SOME PRETTY NICE VEHICLE DEALS ON A TYPICAL WEEKEND
TWO of SEVERAL FREE HORNETS to VISIT The MVPA's 41st National Show held 8-11 to 8-13-16

The M19 proved to be too much for the Editor's wallet and after taking over 600 pictures Saturday, he and "Biker Rich" left for recuperation

Still, that M60A1 (also for sale) nearly got us to put in for a loan ...

