

AN UNAUTHORIZED (mostly due to unnecessary, also because I said so being I'm the Author) PUBLICATION

# The BUZZ – of The Fremont Hornets V.1

Issue 31



June 05 2015



**Somehow managing to wing it for now over 38 years...**

## Welcome

**IN THIS ISSUE – You will find: (basically in the listed order, tho a stream of consciousness device)**

**A Short Take on Present BUZZ (Issue's Editorial, in case you need clarification) Reminder of upcoming Nest 06-12-15**

**Short schedule of upcoming near meets and events of possible interest to Hornets and their friends**

**HEY ! Somewhere inside, the Editor explains somewhat, how this picture of exquisite laziness came to be shot. Or not.**



**A LOOK FRONT FROM THE BACK – “ BUILDING ALL ” May 2015 Club meeting dissertation**

**SEEKING AWARD OVER DESERT AFRICA “ BF E” of a Model in Article by R J “Red” Williams**

**REVIEW – MAY 2015 Meeting CLUB CONTEST THEME “ Spy Vs Spy ”**


**“ GRUPPE BUILD 2015: Any BFs by AF “ advertisement to keep everyone aware and incentivized  
11<sup>th</sup> of SEPTEMBER 2015 FREE HORNETS CLUB CONTEST SPECIAL REMINDER TOO !!**

**SPECIAL AWARD BEING ADDED as FEATURE to TriCity 11 THANKS to MONTEREY BAY**

# THE Latest BUZZ (as of June 05 2015 evening)

(a Short Take On Present Buzz) by Mick Burton, Buzz Editor (& Hornets Treasurer a Deux, Current Contest Director for 2014/15 season)

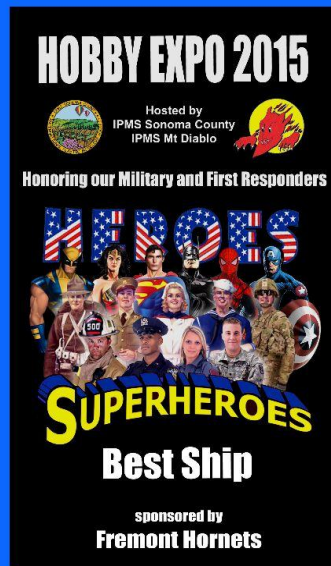
**YES!** Now #32 In case you are a new reader, the Issue number is off by one always, since #0 was outset of this lark. That clarified or muddled, let's get to some actual important business!



**“ ONE MORE REASON for YOU to SHOW UP for the 2015 HOBBY EXPO “**



Hyman George Rickover (1900 – 1986) is known as the “Father of the Nuclear Navy” with a record 63 years active duty. He has been called determined, inscible, difficult, hated and a genius. Beginning with the design of the USS Nautilus, Admiral Rickover's legacy is over 250 nuclear Naval vessels that have operated with zero reactor accidents. He has received three Navy Distinguished Service Medals, two Congressional Gold Medals and the Presidential Medal of Freedom.



*Here* on the left is one of the signature (literally) Special Awards being put on offer to the rabid competitors out there. This is the “meat” inside a “shadow box” sandwich, for the **BEST SHIP**. Featured autograph and honored personage for this one: Hyman G. Rickover.

If ever there was someone who could be a “Spiritual Free Hornet”, here he is. Admiral Rickover was **NOT** someone who suffered fools (or anyone, at times, for that matter) gladly. He knew how to get the job done, pursue to goals in spite of all opposition from the highest “expert” levels and sponsor some of the finest efforts that at the time, had a career ending finish as at least an opening feature before you embarked on “this fool’s errand”. There was much of his true accomplishment that did not come to light til long after Rickover had sailed off . Yet, he couldn’t have cared

less. He knew what he was about, up to and who to provoke or promote. **An honor to sponsor** his memory- mick

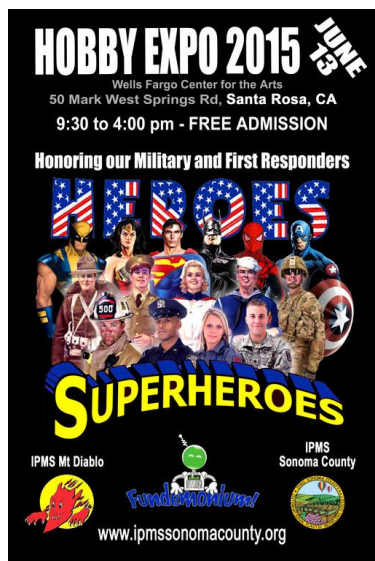
---

**The Hornets Nest Night Friday June 12 @ Irvington Locale**

***PLANNED TO BE***

**Minimal Business, PLENTY MODEL TALK, BUILDFEST**

**DON'T MISS OUT ! THE MORNING AFTER OUR JUNE NEST, HERE'S WHAT IS COMING UP**



*IPMS SONOMA COUNTY and IPMS Mt DIABLO*

HOST HOBBY EXPO 2015 “ Heroes and SuperHeroes”

WELLS FARGO CENTER FOR THE ARTS

SANTA ROSA CA **SATURDAY JUNE 13**


**COMING UP** *the day after our September Nest:*

**Reno High Rollers Present their # 16 Classic !**

Stead, Nevada **Saturday September 12**

Theme is very topical, it's “ Home in 1945 “

**At the end of that same month, some outfit called Free Hornets are hosting their own contest and show :**



**TRI-CITY CLASSIC 11**

Scale Model Contest and Exhibition

**Sunday, September 27 2015**

Milpitas Community Center 457 E Calaveras Blvd. Milpitas, California 9am - 5pm

50 Categories of Competition in Aircraft, Autos, Figures, Ships, Military Vehicles, Space & Fictional and Paper Kits !



**" THE GOOD GERMAN "**  
(anything German or directly related)



NEW Special Awards in addition to traditional First/Second/Third place are:

" The Desert Fox " Award for Best Entry befitting the Contest Theme

" Vengeance Is Mine " (three awards for: Best "Marine", Best V-Weapon, Best "Bulge" (not limited to German either)

" A New Germany " Award for Best Post 1945 German subject

Plus these: " At Dawn's Early Light ", " Best Straight Wing Jet ", " Mightiest Mercedes " " Best 1/48 WW2 A/C "

Also: Vendors, a raffle and other fun items announced on day of event! **Free Admission to all spectators!**

Contestant Entry: \$ 10 for modelers 18 & older w/ TEN model entries or less (\$1 each additional entry) Δ all modelers 17 and under, FREE/unlimited entries

For Vendor Information, contact Lou Orselli by phone at (510) 481-7335 VALID CA SALES TAX PERMIT REQUIRED

Email Contest Director Mick Burton directly at DAZE61283@mypacks.net with "Tri City 11 Contest" on subject line

**THANK YOU AS WELL, AVG**

For announcing recently your decision to go with theme

**“ The NIFTY FIFTIES “**

For your Desert Classic 2015

Scheduled for Saturday, November 7 in Lancaster, CA

Their SPECIAL AWARDS will include Best British, Best Russian Armor, Best X-Plane, other cool signatures




# 2015 AUGUST HORNETS NEST has a CLUB CONTEST to GO FOR !

## ***OPERATION “ SILVERPLATE ”***

***Real Basic, Real Easy Rules for Entry***

"Operation Silverplate" vehicles and equipment all eligible, directly. Also, ANY Natural Metal Finish vehicle, of any period. (Not limited to aircraft, not limited to late WW2. Jets are very okay, Autos are welcome ! Like say, the DeLorean, stripped paint autos, polished or brushed finish body racers or street cars, chromed custom) Figures aren't excluded, think on Rolling Stones line "(I'll be your) *Knight in shining armor* ", for one idea.



Looking to promote the fun side of this, consider any and all "silver/aluminum" *painted* finish subjects also eligible.

So plenty of auto, aircraft, spacecraft, etc can play in here

AUGUST

10

2015

MEETING



Suggestions shown here are all eligible, so don't think this is a "dull" contest by any stretch

## Free Hornets *MAY* Nest (an overlook from *The Front* )




*President Burton still in shock at arriving to this magnificent Model Display and Club Contest (May) table up front and made the most of the preciously relaxed mood of the meeting evening. Late starting of business portion, minimal conversation and return to buildfesting after whilst he judged contestants*

Seeing to the details of the Club Contest elsewhere in this issue, and also a snapshot of the “ Victory in ’45 “ road trip weekend before that Burton was running a small slideshow in background that night.



*“ Swift Recce Eye Reveals Building ”*

*Even managed to capture snapshot of Mighty Free Hornet Membership expressing it truly a MAD, MAD, MAD World but no worry*



Burton announced the imminent arrival of Auction being held by IPMS Sonoma County the very next day, which he'd received notice of while on road.

Auction is part of the support system for “ Hobby Expo “ 2015, coming up Saturday June 13, which is day after our next Hornet’s Nest. One last chance to enter our Gruppe Build 2014, at this show.

Louis Orselli came through with great pair of raffle kits for the evening, thanks again to Al Gerace at Hobbies Unlimited. 1/48 of course, for Hornets

With few staff and small amount of time available, President took prudent course for the agenda. Selecting a few of the non contest Display models for Model Talk, and then took the task of judging the entries. Shooting pictures. Gently prodding everyone present to buy raffle tickets . Collect 5 dollars night rental from everyone who hadn't escaped him

So to help illustrate why the notes to go with pictures may in fact seem a little brief. One good long view look at the front table, and then on to credit those who came to show.



Blair Smith had this pair of futuristic folks, whose details I sadly did not get captured to relay here.

Blair's work speaks volumes though for itself, and he's got a flair for weathering in this genre that I am admiring much.

Mike Woolson treated us to his recently finished HUMMW in 1/35, from the Academy kit. Another subtly done piece in weathering, scheme for USA Military Police abroad today.



Randy Ray had just returned from the AMPS (Armor Modelling & Preservation Society) Nationals back East, and his recently finished “Puppchen” 8.8cm Raketenwerfer took home an award for him as you see. What you don’t see, this win also bumps him up to “Advanced” class for future events.



Mark Schynert shares a vibrant Spanish bird! Here, his HA-1109KL in 1/72 from A-model, it perhaps singing the blues, mayhaps not.

While not sporting any fancy award plaque like its fellow entrant from SVC #2, this Hispano-Schmitt had deservedly just as much attention.



Mark’s description of simply how much fun making this new mold 1/72 Hawker Typhoon by Airfix was ...

Left me thinking in the afterward, SVC award is just a sweet icing on an already fine cake !

Patrick Hsieh showed up with this very lovely early Dornier Do-17, in what looks like Spanish Civil War camo colors . 1/72 scale, didn't record kit.



There again, another look at this well executed craft, in the original “best” scale as chosen by our Britisher forefathers and others who know why 1/72 still rules.



Scattered recollections of what everyone was “build festing” in May, do not make a compelling tale to tell, so enjoy the select meeting pictures and be happy with that.

As mentioned early on, there will be a separate, focused article on the “Spy Vs Spy” Club contest, inside this edition of the V.1 Buzz of the Free Hornets. In fact, written and edited into this volume prior to this summary review !

Editor/Treasurer/President managed to get the May Nest’s Raffle out on time, so we could close out the Nest with same splendid relaxed manner that entire night passed for us there. No permanent records this time of who won what at Raffle, sorry.

***But wait, there’s more !***

## OUR BIG FREE HORNET SURPRISE OF MAY !




*Congratulations to  
Model of the Month winner,  
“F-18” Tom Orsua*



Tom’s “What, Me Hurry?”  
MAD Pontiac Firebird in 1/25  
was just splendid and also on  
Ground Zero as to spirit of the  
Night, to be sure.

One thing here to share back,  
though, Tom.

Your car is truly funny... see  
below, is an *Original* Pontiac  
Firebird. Quite a transform, eh




Of course, it too would have qualified to enter in Spy Vs Spy, it’s “white”...

*Mickb-fini*

*And if you’d like to see MORE pictures: link on here [www.fremonthornets.org](http://www.fremonthornets.org) (gallery) under Hornets Nest 2015 meets look for MAY of course*

*Mick Burton, madman at large – [DAZE61283@mypacks.net](mailto:DAZE61283@mypacks.net) (sole fool responsible for bad content or rude comment here) “Come for the models Stay for the Sarcasm*



# THE FREE HORNETS PRESIDENT PROMOTES HORNET “ HUN SENSE “ WITH GB 2015 !

*The Gruppe Build for 2015 is “ Any BF (109) as long as it's by AF (Airfix) “*



VERY SIMPLE RULES TO FOLLOW !

1. ANY Edition of an AIRFIX Messerschmitt 109 may be used to start with. Some examples of old & new shown here
2. You do NOT NEED TO FINISH IT OUT OF THE BOX, YOU JUST NEED TO FINISH IT (by 9-27-2015, 9AM)
3. Exercise as much or as little “creative, artistic, or of course, SARCASTIC” license in your entry(s) as you feel like
4. You must be a Free Hornet to play (participate)
5. No one is compelled to participate, it's merely another chance for FREE HORNETS to LET OUR FREE FLAG FLY

# 2015 MAY HORNETS NEST CLUB CONTEST

REVIEW and RESULTS

REVEAL



# SPY vs SPY

THEME RESONATED WITH A  
RESOUNDING RESPONSE



For those few who may have missed the scope and premise for this 2<sup>nd</sup> 2015 Hornets Club Contest, here's a quick summary for what you see made it onto tables above left:

**QUALIFYING:** All entries must be FINISHED to be eligible for awarding.

Any and all Recce craft/subject (Air.Land.Sea)

OR

any Primarily Black or White or BOTH ( unblended, Greys don't qualify ) subject

Some, like Ed White here, may have taken the competitive aspects of this a little more aggressively ( seems that he's menacing the MAD Funny Car, Porsches and Mustang ) However, appearances can be deceiving, and we'll play it straight ahead, even for Ed.



Above is Ray Lloyd's superb 1/48 scale Italeri kitted Lockheed U-2R, the second generation Dragon Lady, workhorse of the late 20<sup>th</sup> into the current Century, in Western aerial recce. Ray's was flagship of our Gruppe Build "Eyes In The Sky", and his Ident Card here is from that. Clarifying that the utter lack of markings is a deliberate finish, as this is an operational CIA "civilian spyplane". Great to see this bird on table.

On the right, the 1/72 scale V-2 in black and white markings denoting a "test article", is the Condor kitting, rendered by Patrick Hsieh. Although these markings were common to both original German wartime and immediate postwar USA V-2s, knowing Patrick, this is likely a German version here.



Above, Randy Ray's exquisite rendition of a modern warfare vehicle, a crew cab civil pickup employed in the Libyan Revolution with cooler and an "adapted" aerial multiple rocket launcher in the bed. Just what the well equipped Sunday Freedom Fighter/Terrorist family needs. Meng 1/35 base kit



Gabriel Lee's FAD 405 had it all, a black/white motif, nice rendering with aftermarket decals on Airfix F-51D in 1/72.

Cliff Kranz's armada for the night began with Ed White, on the right, with a deliberate aim at triple header he said. That's Astronaut White in white suit, floating above black Gemini 8 capsule in first USA shot at EVA. Revell's oldie



Next up, with similar black with white accents, Cliff's Budweiser # 8 NASCAR in 1/24.



Yes, that's his recently completed SR-71A in 1/72 scale, Blackbird definitely fits on two sets of the contest entry rules, agree ?

Cliff could be said to be savior of the formerly loved now abandoned for "betters" kits, this is his fine production of a Nightfighter DH Mosquito, the purposeful all black twin prop brought to life from the old Monogram



Now diving towards next page, a 1/72 Hurricane with short lived RAF black/white undersides.



I didn't have Model Talk per se, so I'm going to hazard a guess that this was Mark Schynert's latest new Airfix kit tryout, underway, entered in spirit of the contest. We'll see



Tom Orsua definitely went the distance with his entry, this “MAD” magazine Funny Car, if you look it over in detail. For it includes on rear deck the infamous original Black Spy & White Spy in a graphic. 1/25 Revell kit, but all Tom Orsua in the splendid execution.

The Editor is now smitten with this vehicle, and will be seeking a cheap ( I’m a modeler! ) secondary market kit of this, to try to do as nice a job on mine as Tom did on his here.



It wasn't just Cliff Kranz who showed up “force majeure” for this Hornets Club Contest, Kent McClure presented quite a competitive array starting with “Jules”, a 1/43 Porsche 936



Below left, Kent’s recently completed lovely French F-6 (photo recon Mustang) in of course 1/72, being based on the new Airfix P-51D for our Gruppe Build 2014.

Below directly, another of Kent’s 1/43 Porsche racing wonders, primarily in black



Kent is a veteran of Free Hornets and SVSM club contests, and so doesn't miss a trick if he is of mind not to. Such is the case here, as one of specific suggested entries for this published, is what he supplied, magnificently. I.e; his "dazzle camo" PT Boat. The zebra striping may help explain why your Editor can't make out even now, whether or not this is a 1/285, 1/350 or 1/700 in scale. My bet is "wargamer scale" of 1/285, but only Kent is knowing for sure between two of us now. My hat's off to him for a clever and no small feat entry.



#73 was a racing Ford of Kent's, another 1/43 marvel. Since as I pointed out before, no major Model Talk in May, I'll have to risk effrontery here and say this is either a GT40 or later derivative.



#47 in black is another Kent racing triumph, I again just shoot for a lucky strike, my guess is this a Jaguar. Of course by time meeting of June arrives, at least "phfffft!" email will come to me telling me the Actual Identity if I am far off. Hazard of the position, no problem.

Lastly, another 1/43 Porsche of Kent's which I can't further ID.

Well, perhaps the "depth of context" here is a bit slim, but the participants had it seemed to me, a lot of fun showing and everyone enjoyed models on table.

As the sponsor and the club President, couldn't have been happier with this in all respects, and definitely worth the money out of my wallet here. Who won?



Taking away each a USG 10 dollar Gift Certificate good worldwide, were these three, and nicely done, one in each major subdivision so to speak !



### FIRST Place

Tom Orsua with his  
"MAD" Funny Car

(Primarily Black, a  
Nice build and touch  
with the Spy V Spy)

### THIRD Place

Kent McClure with  
his F-6 Mustang of  
Armee'del Air

(Pure Recce, surely)



### SECOND Place, Randy Ray with his "Libyan Revolution armed PU"

(Primarily White, though  
a case could be made to  
me, at least, this would be  
also classed as " armed  
recece " if it were military)



Thanks Again, all ye who  
be part of this much fun .

—fini mb

***HERE BE REMINDED!*** Contest Director Has Added to TC-11, **NEW AWARD**



**TRI-CITY CLASSIC XI** Scale Model Contest and Exhibition

# “ John McLane Memorial ”

## **IPMS Monterey Bay Award for the Best 1/48 scale WW2 Aircraft Subject**

We of the Free Hornets are honored to be selected as the host chapter to present this competition opportunity to our contestants, by our dear Friends in the Monterey Bay Chapter of IPMS-USA. Award given in Memory of Mr. John McLane, IPMS –MB.

The best way to convey the spirit in which this award is given and give a fuller context of the man being honored, I think, is to put forth a brief from one who knew him, and I am pleased to present this offering from Mr Lester A. Tockerman of IPMS-MB

John moved to the Peninsula from L.A. in the mid to late 1970's. He opened up McLane's Historical Models on Munrus Ave., Monterey. John is survived by his wife Jan, a son and daughter. He had a wonderful and loving family that he was devoted to.

Besides being a master modeler in 1/48 scale WW II aircraft, John was a master teacher. Every Wednesday evening, he stayed open until 9 PM. He got out long tables & chairs, fired up his air compressors and welcomed , on average, 15-20 modelers each night. We worked until closing. After the shop closed its doors for the last time, John also taught at our monthly Monterey Bay IPMS meetings, and gave demos .

About 8 years ago, John came down with lung cancer, but he continued living his life with no changes. Like a true ‘Nam (era) vet, (USN), he kept putting one foot in front of the other, went on living and loving his friends & family. He died with dignity, surrounded by his family.

*John will always be remembered as a consummate artist, family man, friend, and modeler.*

There will be a sign up sheet at Registration to simplify the Judge’s task of locating what surely will be a large field of entries

Again, our appreciation to our Monterey Chapter colleagues for choosing us to be forum for this award of honor in memory -mb

## *Free Hornet "RED" Succumbs to Subliminal Marketing Ploy Here*



“AIRFIX 1:48 MESSERSCHMITT Bf109E-4/N TROP”

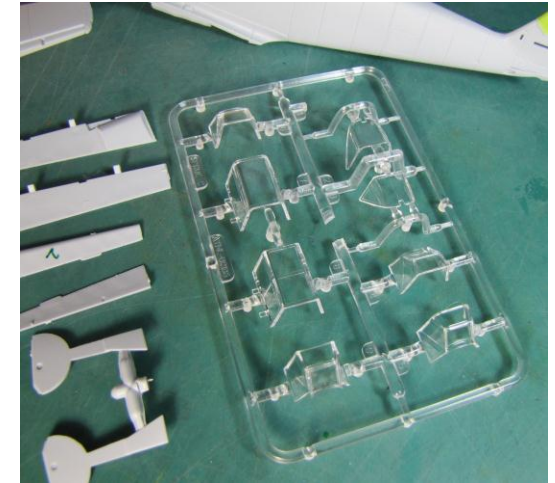


Text & Photos by: Rodney J. Williams © May 2015

*I was inspired to build this model as I saw an advertisement in a past Fremont **Hornets** club newsletter.* The “ad” said that you had to use an Airfix kit. The last time I built one of their kits was awesome to say the least. Their 1/24th scale FW190A-8 was a real mess, so I just guessed that this 109 would have the same poor quality.




However, I got a big surprise when I opened up the box and saw all the super nice parts.

The decals looked real good, but I noticed that the swastika that goes on the vertical fin is missing, so I contacted my modeling friend in Germany. Mr. B said that they are not allowed to apply the “Swastika” decal on any German WW-II models over in Germany. I accessed Google and clicked on “Image” then typed in the name of “Bf109E.” There were several photos of “109’s” so I saved the enclosed image and you can see the leading edge of a swastika on the fin. Several years ago I bought some after market “swastika” decals.



The next thing I liked about this model was that Airfix made two canopies so that “modelers” could display their model with a closed and/or open canopy. I choose the open version so I knew I had to do a good job putting the kit cockpit together, including the painting and some weathering.



After I painted the instrument panel flat black, I wipe it down with a soft 1” wide brush, then rub down with a clean cotton ball. Using a small soft ¼” wide brush of mine that over a long period of time, has been dipped into “SnJ” Aluminum Polishing Powder, I shake off 90 percent of the powder. Then, gently I brush across the instrument panel, which highlights all the raised parts. I wipe down panel with another clean cotton ball, blowing some air from my mouth onto the panel, for finishing touch.


It’s time now to add some “micro-dots” of Future Floor Finish to each instrument dial with a very small diameter paintbrush. Most times I do this more than once to each dial. After the Future dries, it looks like there is real glass covering the dials. If you get too much Future on any one dial and it runs over onto the panel? Just wipe off real quick, with a small piece of Kleenex and let the area dry for a few minutes. Then again, add the Future to the dial. Some practice is necessary until you get it right.




I dry fit the finished cockpit into the model and attach the other half of the fuselage, then tape the two sides together.

Everything looks ok, but I check all the parts just to make sure that nothing was left out.

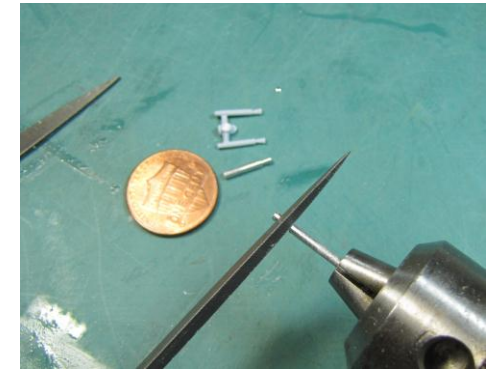
After making sure of the alignment, I glue the fuselage together.





I got the bright idea not to use kits two plastic machine gun (part 14B), instead will make the guns using some of my aluminum tubing. And while I was at it, I made the wing guns.



The aluminum tubing has the same diameter as the kit guns. I just put the tubing into a slow turning electric hand drill, then used a #6 cut triangle file and created what I thought looked like the kit gun barrels. I sanded the barrels with 1200 grit 3M wet/dry sandpaper then used a .035" diameter drill to clean out the inside of the barrels.



Funny, but the Airfix instruction sheet showed that you should paint the engine. Yet they show no final drawing of finished model with this top front cowling section, (#40B) off of the model. After these finished gun barrels were installed into part 40B, I did not paint the engine and just glued on the top front cowling.

The fuselage was sanded and then I attached the tail plane parts including the wings.

I kept an eye on the alignment of these parts then sanded all the joints and filled any pinholes that the superglue leaves behind.



(SORRY – THE EDITOR INTERRUPTS RODNEY’S NARRATIVE HERE WITH THIS *BREAKING NEWS*, JUST IN – HERE DIRECT FROM R J WILLIAMS’ OWN FILES, AN UNRETOUCHED PHOTO OF AUTHENTIC IPMS JUDGES COMPARING HIS MODEL TO PROTOTYPE!)



WE NOW RETURN YOU TO RODNEY’S TALES ON FINISHING AND FINAL ASSEMBLY, WHILE THE JUDGES WORK ON RESULTS

I left the following parts off the model: The wing gun barrels; the finished painted prop; the windscreen and 2 canopy sections. I left off the painted “center-line” drop tank and the 3 landing gears. The aileron counter weights, (73B) were left off the model, including part 75B, which is the air speed tube. The main antenna post, (50B) is attached to the aft section of the clear canopy part (3C), so it too, was left off the model.

Most times I use artist “FriskFilm”, which is a low tack, soft peel, masking film and is applied to my clear model parts. I cut small pieces of the film, place it on the clear window parts, then carefully cut around window area with a new sharp #11 blade. It is almost impossible to see your cut marks on the clear part after you have painted the canopy and windscreen, once you have removed the film. Sometimes this film is called “Frisket Film.” I purchased this film at an “Art & Craft” store San Jose, California around 1985, and it’s still good today in 2015. It comes in a 10” x 15” packet. It was made in England @ FRISK PRODUCTS LIMITED; 7 FRANTHORNE WAY; RANDESDOWN ROAD; LONDON SE63BT, ENGLAND.

Recently I have used some of this yellow “FROGTAPE” that I bought at Walmart. The tape is real thin and flat, so when you lay it on your cutting mat, you can cut out pieces to fit on your clear window parts. I have left this tape on my models for several days and it leaves no tape residue when I remove it, nor does it pull off my model paint. The tape is: (.94in x 60yd) and comes in a yellow plastic container. It’s not “MADE IN CHINA” but in the good old U.S.A.

For me, it’s easier to paint the model and several parts separately then carefully attach them together on what I call “final assembly.”

The fuselage painting was a bit of a challenge especially for the blue & “camo” fuselage paint areas. Take Notice, how paint on the real aircraft has weathered in the hot desert sun. I’m like 99% of the modelers who screw up on the paint jobs, as we usually make our model(s) look close to what I call “factory fresh.”

Summer is soon to be here and just maybe I’ll try setting my model out in the sun during the day for a few weeks and see if the paint will fade out and look like the real photo. (You know, the one with the Judges in it, that Rodney sent along – Ed.)

Now comes the hard part of model building: Attaching the antenna wires. Over the years I have stretched out some of the kits sprue, then I used fishing line, and some sewing thread.

I have also used some .004” diameter brass wire.

In the mid 1980’s my dear late friend, Matt Matsushita, showed me how to use women’s black nylon panty hose material, which became easy to use after a few experiments. ☺

About 10-12 years ago, I got the bright idea to try using ladies long black hair for my antenna wires. I just had to ask a lady who has long black hair, if I could cut a few strands of her hair for my models.

Some ladies look at you real funny as if to say “You’re Nuts”; but finally a lady will give you a few strands of her hair. You can use hair from Asian and Spanish ladies, including hair from Polynesian gals like my daughter.






I used a small .014" diameter bit, drilling a hole through the 2 antenna posts. Then thread the hair through one of the holes and tie it tight.

I add a "micro-dot" of super glue, then carefully cut off excess hair.

I thread other end of the hair through the other hole, pull the hair kind of tight. I tape the surplus hair down on my modeling table. Then slowly pull the model away from the taped-down hair.



Once the hair is real tight, I now can add a tiny drop of super glue to that antenna post.

With two workable hands "FREE", I can get this job done and not screw up the model.

The last operation for your antenna wire is none other than cutting off the excess hair, by using a new #11 X-ACTO knife blade. Remember you only have one chance of cutting off the excess hair. A few times I cut through the antenna wire and had to start over.

Again, some experience is necessary.



Happy Modeling!  
Rodney J. Williams  
Copyright: May 19, 2015

- Rodney

Questions/comments to  
[fox17439@gmail.com](mailto:fox17439@gmail.com)



*MORE LOOKS AT RJW's EMIL of the DESERT*





# NKPAF MiG Overflies Chino, Allied Fighters Scrambled ! A BUZZ Scoop!



*First things 1st ! This is No Drill . These are actual, unretouched authentic photographs taken same day by YOUR EDITOR & are as they appear*

*That is in fact a real MiG (okay, maybe a Chinese copy as the slang saying goes...) in North Korean People's Air Force markings, captured full on in flight directly over the Chino Airport, and to the right, in the same airspace on the same afternoon, a P-38, P-51D, F-86F and F-22 gaggle.*

Shockingly, this all was actually going on down in So Cal on very weekend celebrating 70<sup>th</sup> anniversary of VE Day. Somehow, our Editor was there!

*But where? Doing what about this?*

Oh, look, that's HIM. Decidedly not in any hurry to assist, as you can see.

The closest help Burton was here in aid of this Allied Fighters Scramble: helping himself to that style of eggs, as graciously served up by folks at the Allied Fighters hangar at Chino.

Plus, vainly posing by this hot P-38, so that it couldn't join those forces in air. Well, see if they ever have him back for another event ... lazy goof !





Of course, the fact there was a Canadian AF Hornet ready to roll, no one on the ground as you can see acting particularly alarmed, did a lot to alleviate possible concern. Plus, here ya go, there's yet another Lockheed to the rescue

Probably more risk of that old Shooting Star having an engine failure and falling on us all, than being any real menace from the MiG ...



Alright. The true dimension of this small tale: Hornets Meek, Priete and Burton were able fit in Planes of Fame 2015 AirShow, the So Cal NNL's 11<sup>th</sup> Annual Model Car Show, and a bonus of the 33<sup>rd</sup> So Cal Chevies Annual Car Show, all in that aforementioned weekend.

Because Chino POF 2015 photos the Editor took are now sorted, vetted and uploaded into their own niche of Free Hornets Gallery Site [www.fremonthornets.org](http://www.fremonthornets.org), choosing to focus only in specific hereon, regarding that part of their journey. So go there for a lot of shots.

Joy of spending another memorable day at Chino Airport, somewhat familiar territory to us from many years of travel there, we followed up handily. By tasting new experiences, with next day's trip out to discover how a So Cal NNL compared to NNL West shows we have been part of, for 25 plus.



Started out very well, as this 1948 Sterling Truck Tractor had been seen by me at the SVC # 2, in April ! Along with the splendidly sly "on theme" compatriot 1930 "Woodie" Surf Wagon and the even more wicked French Taxi conversion into a Hot Rod Surf Wagon in blue.



All the works of Herb Deeks, who's an appreciated veteran of our shows



"up North". As entrant, vendor, just all around good man. Herb let me bend his ear for understanding the flavor of the SC NNL better, and since he knows us, knew best how to communicate. ☺

Thanks to Herb, in short time I knew quite a rich amount of particulars in history and that current day, Thusly enjoying So Cal NNL #11 much more. Bonus: appreciate camaraderie of our community of shared passion for modelling, events and history. I even managed to persuade Herb to take spare copy of this publication (last issue, with short review of the SVC in which some of his “themed works” got a feature spot too). This too, bonus for me as Editor, due Herb’s feedback was focused and to the point. Included a fine compliment to Rodney J Williams, for his D-558 Skystreak that was the feature model article that edition. Herb definitely enjoys all genres of modelling, shared he has the 1/48 kit version that Rodney had shied from due to the price. Herb also reinforced for me the importance of “old school” forms of staying in touch. Such as hard copy flyers, newsletters. He stated also: definitely appreciates Vendor Chairmen up here for two, keeping him apprised early. Time enough to make rational decisions about where to plan his vendor trips. *Communication*. Not a swear word. We both heartily agree. It’s *the* True Expert Modelling Tool, to be sure. Yes, I left before he had to shoo me away... but I did come back to purchase some very lovely, rarely seen kits from him, at good prices. My first Monogram Scarab Mk 4, *YES!*



Themes for #11 event: Hot Rods and one fairly restrictive set of Racing Cars (USRRC and Can-Am ONLY). Which had an interesting effect.

As Jim Priete brought a group of four, very fine Race Cars of his, which ranged from Porsche of Mille Miglia, Rally cars Lancia Stratos, 240Z, to

Carroll Shelby Fair Lady. All of which joined such fine work as this Gulf Blue LeMans Porsche, a huge host of other race car models that day, in the “Does Not Qualify” for Race Car theme Award. Still, nice to see what showed. For one, fun turn in a purely creative bend to me, re-interpret of term like this VW “Camper” custom. Or the expression involved bringing to life this “Holey Chevy” which helps segue us to the other “real car” show...



Burton reminds all of Free Hornets Gallery Site. Now has oh yes, plentiful shots of SC NNL #11, so visit here

Coming Soon, SoCal Chevies Show # 33 on a selected shot basis.

This was just a brief “aside” article to give



some dimensions for the “specific T-Bolt Project at Chino” article ahead. Plus, perhaps tempt some of you to go check out photos of shows you may never have seen or heard of. Maybe even tempt one or more of you to fly off to try one of them, when they come around again. - mb

## *BONUS FEATURE – aka Post Scripting “A HyperScale Tale: Dottie Mae, Russ and Me ”*



### *The Editor Enjoys A Petty Indulgence Whilst Actually Providing Sought Data*

My missive of misadventure and a minority of modelers misanthropy, began here In the same Allied Fighters Hangar at Chino, CA, where I and a HyperScaler were to cross paths eerily, on the same day even. His photograph that set things off into (e)motion, even managed to spookily mirror my own, of course there's only a few feet of space to maneuver, so not exactly a huge coincidence... But it was due to a response made to his initial post with a link to his Chino POF 2015 shot gallery up on Warbirds Info Exchange, in HyperScale's Plane Talking forum for May 2, which threads this all together and caused me to want to come up with article !

Why do I do this “response” per se *here*, and *not* in Hyperscale, you may ask ?


Several useful reasons. The one most important to me: because here I can take the time to craft my whole piece, not be hurried artificially or actually. Also not divert to ridiculous points, or allow myself to become the peg others may start this Hyperscale characteristic of hijacking the whole agenda with their own...

Secondly most import to me: this way one like myself or others I'd be of a mind to care to point to get this or parts of this for reference later, may now have a fast shot at getting it and going on. Without the “easy to use” search function of Hyperscale I have heard plenty about, from the more obnoxious

of the “base community” there. The minor but key third reason? I am not member of Hyperscale, but one of those “*notorious lurker*” as some of the veterans of that outfit like to snarl. Being I once was a 24/7 “social net live chatter” I find the snarkiness hilarious. H-Scale *is not* LIVE chat, you post and eventually others react. Even if they do so pretty swiftly, *it is still a message board*, essentially. So *lurking* isn't particularly accurate as a term, to one who has actually engaged in one on one live conversations with rooms full of asinine smartmouth know-alls, a lot. The Troll Tribalism is same...

I recognize well the dimensions though of H-Scale's influence outside of its actual scale, and consider it, more than any other single “online world” *THE* Modeler Neighborhood. The Street as you will, thusly I address “man on the street” with that framing. When I read the post whereupon a person has just passed through same hallowed halls I had, he'd photographed a lovely gallery, invites discussion/comment. Thereupon shortly inside, posted comments come forth that more than slightly irritate me, I had to respond somehow. OP (original poster) noted he'd especially intrigued with “Dottie Mae” P-47 restoration project display that was housed within the Allied Fighters hangar. OP replied when asked on H-Scale, as to “who was the guy in the black/white shot in the background”, that he had not an idea. As he said, the P-47 was his interest focus. Then, small string of the usual (to me) HS'er offering guesses (it's F.C.Boots Blesse !) or going off on “replicas vs the real deal warbirds”, just didn't set right with me, nonspecifically.. As I spent the whole day at the show, much of it inside that hangar, time that provided some of that answer already. Weird yes, for I had yet to encounter this posting in my hotel 'Net reveries, before dinner. This Dottie Mae project is indeed, a wonderful, exquisite, unique chunk of history that deserves this kind of blathering passionate examination, respectful awe and it will, soon. My direction right now, point out that so does the gentleman whose picture was in the background to elicit the inquiry. From that very community that does an outsize share of chest pounding and to newbie, nose in the dirt bullying, all in their supposed love of history and those who actually MAKE IT. I'll let you know who Russ was, as I learned that night, shortly.

“Dottie Mae” now to be following next, after Hyperscale, as I outlined already. So shall she be. History is always a process, like hard sciences, with cherished “theories held as facts” being upended and rewritten, re-examined, re-thought in light of new or better comprehended material unearthed. Dottie may, like “Sue” the T-Rex did for her kind in fossil world, be a while in shaking “truths” down to their true scale for a period in our world. ☺



Thunderbolt P-47D-25 # 42-29150 started out life in Indiana, summer of 1944, and took up her name in December of that year when assigned to the 511 FS, 405 FG/9AF. Lt. Larry Kuhl would be the initial guardian of her, given name was that of his wife. The model for her nose art, woman on the 10 of Clubs from a Las Vegas playing card deck. “Dottie” would see her first taste of combat December 16<sup>th</sup>, and of all honors to have bestowed, she got a real unique one on a special day, in less than unusual manner for many USAAF fighter bombers of that period. 29150 would be considered the officially last USAAF P-47 lost in combat in the ETO, when on May 8, 1945 (Victory over Europe Day) she was lost in a crash during “morale boost aerial demo mission”. When over a lake, returning to formation, a Lt Mohr piloting Dottie Mae had gone wide to avoid a chimney stack exiting town and in trying to catch up on return, had his propeller strike the lake surface at 230 mph forward airspeed. Prop wrecked immediately, a bounce off the water to be airborne one last time before Dottie Mae the airplane became the lake bottom decoration for the next 60 years. Lt Mohr didn’t have to go down with the ship, and he survived the war. “Dottie” would apparently become a topic of 6 decades of 405FG reunion banter, until 2005 when she’d be retrieved from her resting place in Austria’s Traunsee, 600 feet from eastern shore, at about 210 foot depth. As you may see, her condition not bad after all those years, the cold water, silt and likely undisturbed surrounds at that depth (she was upside down, too) likely a big help in “preservation”.

My sincere thanks to the exhibit preparatory. For I liberally ran off with the material to condense as you just read, from the huge, well composed and detailed in depth text poster you see on lower right of the engine/cowl shot. There is an excellent magazine article mounted under glass as well, right on the engine work stand, from “Warbirds International”. Titled “Thunderbolt Recovery”, writer Max Stenner, it’s got a great capsule account with a good set of pictures, details the recovery of “Dottie Mae”. The exhibit poster is titled “The Dottie May P-47 ” “A Restoration Project by Jack Croul”

So here you go, take a good look at what a 60 plus year old unmolested ACTUAL WORLD WAR TWO USAAF P-47 looks like, cleans up nice no?



Without a doubt, there will be someone(s) somewhere nearby or on the 'Net, who will argue "expertly" that somehow, some way, this isn't a real or reliable prototypical item in some fashion or another. This is quite the tone I read regularly enough in discussions on "H-S", the "salmon" colour applique in F4U Corsairs being recovered comes to mind for one. But, P-47s get their



own share of nit pick BS, especially the Razorbacks which join P-40 on tiresome tirades on "quarter lights official colorations blah blah" Myself, I just enjoy how this is a true modern version of Pharaoh's tomb undisturbed for most part, until this recent point. Settles in contemplatively.



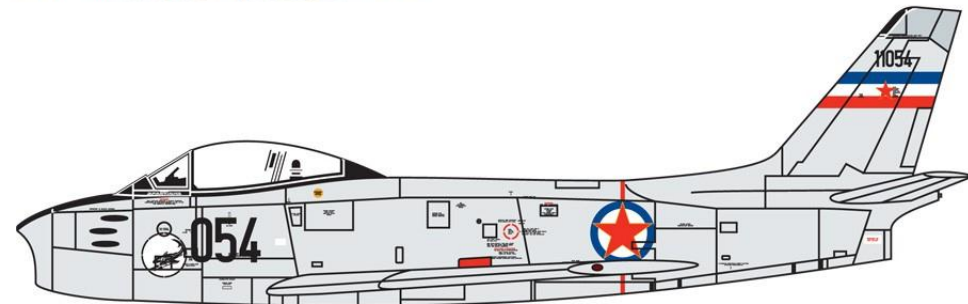
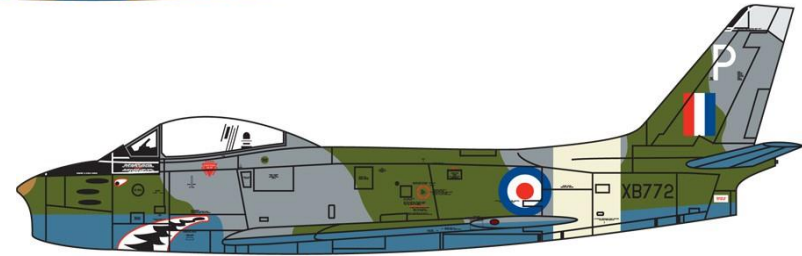
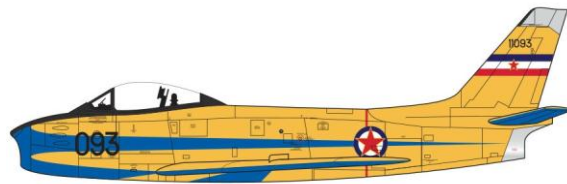
Now, last but far from certainly least. A word about that smiling gentleman who appears here and there in shots, and was never adequately given his due respects.

None other than “ The Flying Colonel “ Russell “Russ” Schleeh, who among the other massive accomplishments in his long awesome life, was only Unlimited (Hydroplane Racing Boats) Driver ever to appear on the cover of Sports Illustrated (1957) In the hangar, the color shot hanging is a unadorned master of that very magazine shot, the “RUSS” on his helmet clearly visible. Visit H1 Unlimited site and read EXCELLENT remembrance on Russ Schleeh by Fred Farley, their historian.



interest enough to research him. However, Hyperscalers of some altitudes seem not so motivated. I just thought it a bit disrespectful is all. Meh. -mick

GET YOURSELF " **ALL SWEEP UP** " IN THE THEME CLUB CONTEST FOR 9-11-2015 (FRIDAY) HORNETS NEST



SO very easy to participate: These **NEW MOLDS** in 1/72 by **AIRFIX** offer extremely good values in terms of time and money to be spent. So **ONLY THOSE kits eligible !**

Choose one or more of either MiG-15 or a NA Sabre, and have kit done by meeting night above noted.

No, NO Out Of Box restriction, just go for it with these, a fine number of options. We're celebrating two Swept Wing Jets that directly tied back to German WW2 Tech, as recorded by historians ! **PRIZES AWARDED**, too.

THE FREE HORNETS PRESIDENT & EDITOR WISHES TO ADVISE ANY READERS NOW:



INVITE YOU & FRIENDS  
TO OUR  
2015 TRICITY CONTEST  
**FUNDRAISER AUCTION**

CURRENTLY SCHEDULED TO BE HELD ON  
OUR MEETING NIGHT ON FRIDAY [JULY 10 2015](#)  
AT OUR USUAL MEETING LOCATION

Irvington Community Center, 41885 Blacow Road, Fremont, CA

*THERE WILL BE A 5 Dollar Door Charge*, and plenty of bargains to be had!

**Business begins promptly at 8 pm and everything must be concluded by 10pm**

Queries may be directed to our contact at [DAZE61283@mypacks.net](mailto:DAZE61283@mypacks.net), please allow 2-3 days response time