

AN UNAUTHORIZED (mostly due to unnecessary, also because I said so being I'm the Author) PUBLICATION

The BUZZ – of The Fremont Hornets V.1

Issue 17

April 15 2014



Somehow managing to wing it for now over 37 years...

Welcome

IN THIS ISSUE – You will find: (basically in the listed order, tho a stream of consciousness device)

A Short Take on Present BUZZ (Issue's Editorial, in case you needed clarification)

Reminder of Upcoming Nest 05-09-14

Short schedule of upcoming near meets and events of possible interest to Hornets and their friends

TWICE IS NICE- Another fine AIR RACER MODEL Article from an "Expatriate" Free Hornet !

SPRING's Club Contest for the Hornets turns out a winner in more ways than one !


A LOOK BACK FROM THE FRONT – March Madness ! Club meets and usual madness ensues ☺

FLYER, FOOL ! Seeing to continue reminding about GRUPPE BUILD 2014 Airfix P-51/F-51 Mustang 1/72

THE Latest BUZZ (as of April 15 2015 morning)

(a Short Take On Present Buzz) by Mick Burton, Buzz Editor (& Hornets Treasurer a Deux, Current Contest Director for 2013/14 season)

YES! Now #18 In case you are a new reader, the Issue number is off by one always, since #0 was outset of this lark. That clarified or muddied, let's get to some actual important business!




CONGRATULATIONS, MIKE & BILL !

Our Club President, also SV Classic 2014 Director

Seen here with SVSM President Bill Ferrante, with whom he did a lot of excellent teaming to see this project through. The "1964" Theme Award is right behind them, waiting for event in 2 weeks.



HUGE THANKS to Bay Area Dragon Prez and Free Hornet Lily Liu, who brought the SV Classic, a record breaking share in the Junior/SubJunior entrants. Made Junior Head Judge (me) very happy. –mickb



There on right, are Mike Woolson's fine choice for Best of Show, Junior & Senior Trophies.



**The Hornets Nest Night coming up Friday May 09 @ Irvington Locale
WILL BE**

BuildFEST, Model Talk & Minimal Business Night

Friday, April 18 2014 – IPMS Silicon Valley Scale Modelers meeting Theme IPMS Fremont Hornets Meeting Irvington Community Center
Saturday, April 19 2014 –IPMS AVG Meeting, Lancaster. Also "Plane Crazy Days" at Mojave Airport
Saturday, September 06 2014 – IPMS Reno High Rollers Show 2014 "Home Means Nevada" theme, Stead, NV
Sunday, September 28 2014 – IPMS Fremont Hornets host TriCity 10 , Theme "Out of Africa" MCC Main Auditorium, Milpitas, CA

RENO IN MINIATURE MAY JUST BE RODNEY'S RELAXATION THERAPY, BASED ON HIS OUTPUT

ANOTHER RENO RACING F8F-2 BEARCAT – “SMIRNOFF - N1111L - Number 1”

Text & Photos by: Rodney J. Williams © March 27, 2014



As you recall my last story was about “American Jet” which was a F8F-2 Bearcat kit in 1:48 scale.

I went back to my CD copy that I made in 2007 for Pylon Dave Jones and selected this F8F-2 named “Smirnoff – N1111L - Number One, (1).


“HI PLANE Models” included some decals for said model in question so I was set to make another 1:48 scale racer in early 2006.


I started the project by using the second Testors kit in conjunction with the Hi-Planes kit. Of course there were conversions to accomplish which was no problem for me as I have been down that road many, many times.

I show a side view of aforesaid Bearcat at Reno in 1966 in one photo and a few more views of it in another photo with my Testors kit.

I scratch-built the cockpit and revised the wheel wells plus a few other things.

However, I did not take a lot of “in-progress” building photos.





Aluminum Scribing Templates > 1-12-06

When it came time for applying the decals, I over-sprayed them with some Future Floor Shine that we modelers use all the time. I change my mind and did not use most of the kit decals.




First coat of white paint!

"Smirnoff"



First coat of white paint!



"Smirnoff"




Air brushed on Tamiya's Metallic Blue.

Ready to spray on some Future!

I decided to paint on several items as the enclosed photos show. I used artist "Frisket-Film" for my painting stencils.



This operation took some time to measure and draw my stencil patterns then cut them out. Next came the careful placement of each stencil as once they stick to the painted surface you cannot move them around like you can with wet decals.





After a few days drying time for the painted model I over-sprayed several thin coats of Future. More drying time was necessary then I added the kit decals of "SMIRNOFF, N1111L, EXPERIMENTAL" and the two data blocks on the landing gear doors.





I notice that in one photo of the finished model that is next to “American Jet,” all of the six, (6) cockpit parts are not in the model.

They were all put down in the cockpit via that tiny elongated hole.

Usually, the cockpit is finished and painted, then put into its proper location before the fuselage sides are glued together.

I searched my memory bank and do not recall why I did what I did, but it worked out ok this way.



© 2006: 1/48 Scale Testor's F8F-2 Bearcat.





May 29, 2006

VALUE : \$2,700.00

The last photo shows the model with more of my racers along with Al Williams show plane "Gulfhawk-4" at the 2006 IPMS/USA National Convention, which was held in Kansas City, Nebraska/USA.

Enjoy,
Rodney,
Dolores, CO/USA



169

Vacuum Formed (civil or military all ones) - 1/144 and 1/72
Sponsored by Ronald Bell

IPMS/USA CONTEST - 2006 ©RJW.



0394-08
IPMS
National Convention
Kansas City, Missouri
August 2006


0394-10
Scale: 1/48
Type: Jet
Country: USA
Manufacturer: [blank]
Year: 1950
Model: [blank]
Name: [blank]

0394-09
IPMS
National Convention
Kansas City, Missouri
August 2006

0198-01
IPMS
National Convention
Kansas City, Missouri
August 2006

0394-11
IPMS
National Convention
Kansas City, Missouri
August 2006

**The RESULTS OF No Foolin' CLUB CONTEST You May Want to Know
April 11 2014 Hornets Nest Contest Theme" THUNDER & LIGHTNING "**



FIRST PLACE – "BOOM STICK" 6 inch Gun, 1/35 scale by Randy Ray



SECOND PLACE – “BLITZKRIEG POSTER GIRL” Panzer Ib, 1/35 scale by Mick Burton



THIRD PLACE – “YELLOW FIVE BY FIVE” P-47D, 1/48 scale by Mick Burton


For our second club contest for 2014, the “ cliché ” of “ Thunder and Lightning “ was chosen by the Web Editor/TriCity VP Mick Burton, a blatant case of laziness with a motive on his part. Figured on this being a sure thing, for one, based on our proven track record with “Thunderbolts” as Gruppe Build (this is our number one hit on the Hornets Gallery, by the way, well over 2000 hits not bad for only 20 something models!). Well, there was a decent turnout, with a nice surprise coming to the First Place winner, who arrived late and had to be arm twisted into entering his model. Thank President Mike Woolson for that idea, and thanks to Ticket Master “Alaska” Jim Priete for the judging. More coverage in the Next Buzz (#18) -mick

Hornet's *March On Modelling Nest* (a look back from *The Front*)

Display Table Marvel in March ! Free Hornets made a good go proving they do realize "Buildfest, Business AND Model Talk" means that.

Our table setup went with "U" by virtue of early arrivals taking action with a decisive hand. The Treasurer/Contest VP arriving later as he did, wisely went with not messing with the Popular Vote. You can assign Burton the blame as to more randomly assembled looking table arrays in other Nests, you see. ☺

First part of the meeting was pretty laid back as we reviewed upcoming SV Classic Number One, which Hornet President Mike Woolson held helm as he was in his first go around as Contest Director. Mike broke news at our March nest that the event would now for sure include a "Gourmet Food Truck" as a feature option, midday (1030am to 130pm) We made sure this was posted on The Free Hornets "Exile Website" complete with PDF menu for the truck, as an assist to the SVSM event.



As you see, cheering number, variety of models on display table here. Blair Smith's One Armed Alien Bandit was the dominant presence, welcome back Blair ! Young Mr Shipway waved as



we began model talk on his corner of gaming figures. He and his dad, Bill, had to leave early so they appreciated being “first up” to talk. Gabriel Lee was next, he had quite a range of projects “Work In Progress”.



Great looking 1/144 twin, which undoubtedly heads for Venezuelan air carrier livery.

Gabriel’s moving quickly on his Latin American F-51 which will be welcome for our 2014 Gruppe Build.

His two submersibles will become Venezuelan Navy history in miniature soon.



Thunderbird One is GO, Gabriel !



With any luck, maybe we will see this Corsair from Gabriel, a lovely scheme on his Mustang decal supply.




Meanwhile, nearby, David Anderson was taking his wife's WIP on a test flight. Below right is the again safely parked twin tailed twin from "Planes"



David has his Roden C-47 going forward when he's not flying...



Next to them, Frank Babbitt as you can tell, has 1/48 French Mirage III C from Eduard completely tamed. Or at least that's the story I am sticking to here.



Now, for a moment, we'll take a look back to the front, literally from the back of the room. Vibrantly packed with building isn't it? Might think you are at a Model Club ! We'll let Chris Bucholtz emphasize that with his underway Snaptite



B-26 (early, short wing) Chris left just long enough for me to shoot a




“reference” in scale 3-D, namely the Hasegawa later B-26 Marauder.

Sadly, my memory fails me on what model it was Randy Ray was working on that nite.

Crossing over to the other section of tables, pickup with shot of Cliff Kranz working his favorite project in perpetuity, real metal 1/35 Panther tracks !



When he's not busy selling raffle tickets for us at the Free Hornets Nest Nights, Alaska Jim Priete tackles equally dangerous fun like this old Minicraft PV-1 Ventura !



Nearby neighbor Brian Sakai has a JMSDF craft started and his hands on another marvelous example of nubile anime resin figurehood.



Kent McClure had a “camouflage” screen going at his station, while the Rolls Royce armoured car volume was attractive, his hands were actually at steady pace swiftly constructing an “Egg” PBV Catalina. A kit I later recalled having been vendor who had sold it to him! (a question arose earlier as to how he came to it)

On the right, a reminder where we started, the DISPLAY table !



On the left, “the missing inhuman” in the above shot. That’s recent returnee Hornet Blair Smith’s work Titled “Suburban Commando” subtitled “General Suitor Mutant (Modified)” and in any case, well done



Blair had reported difficulty of trying to procure a proper arm for the one clearly “MIA” in his kit. I attempted to be helpful, offering the one leftover that Blair had sitting on his papers, it seemed as you see, to just irritate the Mutant more.

In case you forgot his appearance, that’s Blair below on right.



The gentleman in grimace and polite stare directly away from camera? Is an old friend of Blair, who said he MAY return to our Nests in the future.

We’ll leave a light on for you

Christine Anderson had these finished “Planes” character models to offer up on the Model Talk Display table. Fine works, but not having seen movie, I can offer only these shots I took as contribution here. The rest of the story you’ll have to pester Christine for, I have no recorded notes.



Chris Bucholtz’s Tuskegee Airman schemed Tamiya P-51D is done. “Bunnie” is splendidly based, complete with “Airman” which deserves equal respect in 1/72 modelling accomplished here.

Mark Schynert had his “P-51, no suffix” completed from the Academy 1/72 kit.



In keeping with a “One Mustang is good, two must be better” theme we have going on here, Mark’s “Twin Mustang” F-82 is being completed from the Monogram kit with a striking red/white/blue scheme.



Cliff Kranz's Formula 1 racer in 1/20 by Tamiya was a joy to behold.

Scheme is Benetton which was Michael Schumacher's first F-1

Directly below it, Cliff's 75mm Russian field gun in 1/35.

In the line of fire, Cliff's 1/72 A-Model Tupelov Tu-28, aka "Fiddler" in the NATO ASCC ID Code Name system.

No matter how you refer to it, she's now done and done well.





Randy Ray's HobbyBoss Panzer III was basically an out of the box build for him to try out some AK filters and other techniques for weathering, washing.

His vehicle will be providing us protection from the now being announced here (missed doing this at the March meeting, the President and the Editor both do apologize for this late notice)

MODEL OF MONTH
WINNER for MARCH 2014

Blair Smith, for his Suburban Commando !

See you next issue – *fini mb*



And if you'd like to see MORE pictures: link on here www.fremonthornets.org (gallery) under Hornets Nest 2014 meets look for MARCH of course
Mick Burton, madman at large – DAZE61283@mypacks.net (sole fool responsible for bad content or rude comment here) “Come for the models *Stay for the Sarcasm*”


FREE HORNETS KENT McCLURE AND GABRIEL LEE APPEAR HERE TO HELP CHEER US ON WITH THIS MESSAGE THANKS GENTS !



REMINDER FOR ONE AND ALL of 2014
FREMONT HORNETS GRUPE BUILD
“ MUSTANGS MUSTANGS MUSTANGS ”

VERY SIMPLE RULES TO FOLLOW

1) MUST USE ANY EDITION OF THE NEW MOLDING OF 1/72 AIRFIX “D”
 Several versions are shown here as example



2) **MUST BE COMPLETED** by **TC-10** so CAN BE PART of COLLECTIONS ENTRY
 That is September 28 2014, so you know now

3) YOU MAY BUILD ANY OR MANY AS YOU WISH. ONE IS GOOD, MORE IS A GRAND THING, NONE IS FINE, TOO.

4) ANY SCHEME REAL OR NOT IS FINE **NOT LIMITED** to **OUT OF BOX**, etc.

5) **FREE HORNETS ONLY, MAY PLAY.**

