

AN UNAUTHORIZED (mostly due to unnecessary, also because I said so being I'm the Author) PUBLICATION

The BUZZ – of The Fremont Hornets V.1

Issue 152



June 10 2026



Somehow managing to wing it for now over **49** years...

Welcome

IN THIS **REGULAR EDITION COVERAGE** ISSUE – You will find:
(basically in the listed order, tho a stream of consciousness device)

LATEST BUZZ (*Issue's Editorial, bearing no relation to the picture on the right*)

Also: What comprises other contents ... Can they be summarized ? YES
Just Enough Room So Far To Give MAY Hornets Nest A Look and ???

ALSO Editorially speaking in some fashion or another

You May Call This BUZZ The “ still Caught Up At The Moment issue ”



ALL INSIDE THIS

CERTIFIABLY ANCIENT PRODUCTION

(well, maybe just the Editor)

Reminder : <http://fremonthornets.yolasite.com/> Just three little pages

Not a lot to dig through , + **Events Calendar web page 3**, ALWAYS

THE **Latest** BUZZ (as of JUNE 10 2026 232 PM)

(a Short Take On Present Buzz) by Mick Burton, Buzz Editor

YES! Now # 153 In case you are a new reader, the Issue number is off by one always, since # 0 was outset of this lark. That clarified or muddied, let's get to some actual important business!



“ ALWAYS TIME TO NERD OUT, I TOO, SAY ”



If any of this seems oddly familiar to any of you, then fantastic, for odd as it may strike some, right here is truly timeless modelling enjoyment. Had a fabulous time on Sunday on the southern coast taking up invite to “nerd out” with compadres of IPMS Monterey Bay, which again stoked a fire to crash through any malaise in my own model pursuits. As now some time before more model shows being somewhat locally available again.

As a proud fan of the 1960 George Pal production of “The Time Machine” which is splendidly adapted from the 1895 ! H.G. Wells novel, amuses me to no end how iconic the prop model has become. On left, the original in film. Next, movie buff/historian/collector Mr Bob Burns, who found the original years after losing out in an auction for it, restored it with help of Mr. Pal.

On left, another replication of it for The Big Bang Theory in 2007 as Mr.

Burns wasn't keen on loaning his restored original out. See you in 802,701 AD or maybe this Friday, modelers. -mb



JUNE 12 2026 Free Hornets MOM & TOM theme:

JUST IN TIME

WHAT? REAL SIMPLE :

Up to FIVE total (**ANY SUBJECT** that fits within this parameter: Anything related to time and your model, e.g. LSR Cars or boats, Real Life “Wonders” like the U-2, P-80, Liberty Ships, entries from model contest for “wonders”, Speed Record holders, Clocks, Race Horses, Cheetahs, Gazelles, Greyhounds, Dragsters, Time Machines... –)

GO WITH IT! ***BE A FURIOUSLY FLEET COMPETITOR***

JUST SO YOU KNOW (and can plan ahead, you savage, you) Here’s what else on:

<https://freehornetsannex2.yolasite.com/tom-july-2026.php> “ ***JIG IS UP*** ”

<https://freehornetsannex2.yolasite.com/tom-august-2026.php> “***AFTER THE RAIN STOPS*** ”

<https://freehornetsannex2.yolasite.com/tom-september-2026.php> “***LIGHTNING BUGS***”

<https://freehornetsannex2.yolasite.com/tom-october-2026.php> “ ***ONLY IN FILM*** ”

YES YES SO OKAY THE EDITOR IS NOT HERE YET, MAY WE BEGIN ??



The Blessed Answer & True Tale Of The MAY 2026 Hornet's Nest by Editor

In what turned out to be a doomed effort to bring along several items to possibly sell for a fund raise, The Editor texted ahead to VP/Treasurer Dave Parks while stuck on Hwy 880 his approximate ETA. With plea to go ahead start meet more on time if he so wished to lead it. After arrival quarter past eight, Burton found the group in deep discussion he figured out was regarding the April R-9 season opener Wine Country Model Expo event. So, while trying to get his other projects into room, he blatantly interrupted converse flow. With some possibly useful interjections to cast light on why some things came out as they did there, and eventually got meshed into the lively back/forth. Many thanks again to Dave for getting meeting going !

Also for smoothly receiving the numerous donation items Burton had brought unbeknownst to all, for TC-18 raffle collect.

As there was no time then, here now for record is what I transported to meeting for Dave Parks to take custody of for TC-18:





Alrighty then, now you all know, and if you like, can consider adding to this group in months ahead. Bob Meyers still has plans to be available to head up the TC-18 Raffle on DOE 11-14-26. He wasn't able to make the May Meeting but did show up to April WCME kickoff (where I passed on 1/16th TIGER 1 that I traded a 1/48th B-17 for from their raffle, to be in ours) All the above sealed kit lovelies you see, were courtesy a sainted member of NNL-West, I was merely administrator of donate.

Not wanting to be too conventional so cause confusion with odd behavior on my part, I managed to get my models ready for a possible quick sale for a project, reason for random armor kits on display in front row here. Anthony Cheung is giving my other items hidden behind a good look over, next page you'll see. Meantime, put two tanks of mine brought to cheer on Larry Heisler on his table as he asked me as favor. While I tried to finish the other pre-arranged business deal so I could resume meeting.





Please bear with the soft focii shot above. As it turned out in end, best pic I had for night of my two tanks there with Stego.

So, in lieu of that, took some “post-Burton outside Irvington” shots to illustrate what I had to share with Larry and y’all.

The “post-Burton” is reference to a sad fact that, after carefully toting the Tamiya M3 Grant and M3 Lee you see here to meet, at departure the pair were flung off their transport to car when paper bag handle (of course!) tore off.

Simple physics demonstration, as any Bomber pilot could attest As heavily loaded bag fell from hand my arm now less burdened sprung up so oh so deftly. Soar away pair of M3 like catapulted!

Smooth concrete walkway meets hapless 1/35th scale ancient polystyrene head on... c’est la vie. Amazingly, the Yank M3 Lee came out virtually unscathed, while my Grant shed the cat whisker antenna and several track bogies. “Pulling a Burton” was old British WW2 slang for a fatal air crash, thusly became what my account of evening’s end outing. This is the post repair Grant...





Basically built out of the box, airbrush for the overall sand yellow and my not ready for prime time hand paint browns for the rest of camouflage. Enamel for sand, acrylics for red brown and dark browns, back then I wanted to be able to remove paint without wrecking whole if felt needed. Didn't plan on years later I may be doing practice bombing with it.



The M3 Lee was same in being OOB with an airbrushed enamel overall OD finish.

While not any expert on these, just a fan of them since I was a youth so built them

Now unearthed recently, inspired by Larry building his, to bring mine in solidarity.



Speaking of **Larry Heisler**, here for a comparison is his progressed 1/35 M3 Lee. It also Tamiya, with crew no less!

Sorry I don't have notes on what he used for paints here, but yes you can see he airbrushed more than I. Larry has some nice subtle weathering also




Larry also shared he has gotten this 1/350th “Very Fire” kit of the USS Montana BB-67. Since these 4 turret monsters that were to surpass Iowa class battleships cancelled before any built, said he will enjoy chance to paint it in a camo that's known, but not likely to have been used at that time real Montana would have seen service. Awesome phantom ship!





Mick Burton also had something NEW built as noted earlier, this Bandai Plannosaurus series Stegosaurus Stenops. Which is the largest and best known popularly of that dinosaur family.

Thanks to the recent new opportunity to “buildfest” at The Plex in San Jose, he managed to stay focused long enough to get this “skeletal version” completed OOB for a tryout. Kit is based on latest palaeontology research, and offers you this plus a “skinned” version option in the box.



This you see has no adhesive. It's all elegantly snap fit and allows you also to remove some of your work to redo with the skins being built onto frame.

Highly recommended if you like at all the subject matter or are looking for a guaranteed fun surprise break from a “usual build”

There are several others in kit family and expect you will be seeing them in months ahead.

You may recall Eugenie had a three horned dinosaur model from this same series for our 2026 opener, two part club contest. I bet she would back me up on recommendation here.

While musing on the subject of club contests, Mikes and their models, here we have **Mike Meek** . With his appreciated entry in “ **MAXIMUM OVERDRIVE** ”

That was MAY's Theme of Month. Mike's Ferrari F1 Turbo Indy Car definitely fit the qualification and won





Next up was **Tamas Nemeth**, who impressively held room's rapt attention as he recounted the long journey to his AEG G.1V





Tamas is a passionate fan of Star Wars and The Great War in his modelling subjects, one could surmise.

His Wingnut Wings 1/32nd scale AEG G.IV (Late) took the same dedication as team of X-wing pilots looking to take out the Death Star in my estimate, after hearing him on what the model took after the no small price tag entry point,

I did not take notes and truly could not have captured near as grippingly well anyways, just engaging to hear tale of getting this award winning big biplane night bomber to the state you see here in.

Superb rendering here Sir Tamas, and thank you for your generous spirit along with ongoing support !

Seeing my Stego in picture below it just dawned on me I have ancient 1/35th scale of the dinosaur Brontosaurus, I may have to try to get it on a table next to your AEG so to show how big this plane is !



Also as to the telling of tales, **Chris Bucholtz** had his two to regale

Note on right the filleted tail of a P-51D-10 with red nose.

Foreground one, earlier P-51D-5 that is sans fillet.

Thusly therein, lies tale of tails!





Chris is using the two kit “Royal Edition” of Eduard in 1/72, and wanted to have one done in time for the upcoming SVSM Club Contest called “Build Your Name” coming 3rd Friday May

His clever (fiendish) plan? Making “SUZY”, a Mustang in the ETO, flown by one Major Buchholz (the original in German, spelling of his last name, translates to “Beech Wood”) that was sadly lost in early April 1945 while on a ground attack run.

All was well and good on the way until he realized that SUZY was a filleted D-10 and he was speeding along with a D-5 ...

So here you see two mightily outfitted lovely NA Mustangs, as one (red nosed, white tailed) races past its predecessor in hopes of being done by next Friday.



Angela Falvey had quite a crew on the march in May, with her B1 and B2 Droid manned Star Wars Legion Separatist Army.

In case you’re not as well versed and need to defend your planet in future, a B1 Droid is the skinnier, German Dark Yellow looking menaces seen here.

The B2 (Super) Droids are the heavy armor, better armed satin black grey warrior types here.


Oh, the dude sitting on left in that odd looking chair? More on them ahead, same genre different outfit.



First, a last look at our battling B1 and B2 crowd, on the left. Then below, closer look at our T.I.E. Interceptor Commander



On the left, more of the WIP T.I.E. Interceptor Angela has on the way, using MPC reissue kit she is enjoying discovery of.





Anthony Cheung said he's nearly done with his current supply exploring the family of the Hawker Harrier with these two birds



As he noted to us, the USMC AV-8A seen above was an original licence build by USA McDonnell Douglas, bears close resemblance to the RAF GR.1

The development of it to AV-8B standard seen on left, featured a supercritical wing, which added pylon on each. Also nose and cockpit reshape, bigger intakes plus a longer fuselage



Stepping from 1/72nd world of Anthony's we next go to 1/48th with this Gloster Meteor F.1 from **Frank Babbitt**.

This is the Tamiya kit which was based on an air museum prototype, so as Frank said, it's quite faithful to that which means it's not completely a true F.1 of World War Two design in some detail. Museum machines are sometimes pieced together like fossil skeletons, from several sources!



Ben Pada not letting up on his pace, he has this new F6F-3 Hellcat 1/48 Hasegawa nearly done in TriColor USN scheme. He said to him the Dark Sea Blue portion of the scheme is the hardest part, as paint makers seem to differ on the shade mix.



Ben does varietize his agonies, as doing the Pre War yellow winged schemes can provide their own headaches in the painting finishes.



He is undaunted however as he proceeds with his Eduard 1/48th F4F-3 Wildcat, which have the white nose ring and green tail for squadron markings to set off yellow wings, alum lacquer fuselage




Ethan Larson gave me a clue by putting on his Editornotes Card that the unpainted here is Magistus Amon.

He is rated a wise choice to command your Thousand Suns Legion on the WH 40K battlefield. I will steer clear of his reliquary force staff...



Although I would also now recommend keeping your distance from his painted subject here, described as “ Night Lords Apothecary ” for their expertise in battle field surgery, related fields can literally cut both ways (savior or fiend)



Aaron Rhetta gave some excellent details regarding his progress to completion of the Warhammer 40K kitbash he had on the left


That is his Darth Vader Samurai miniature there, which includes deft shading and lighting effects as well as decals.

On the right is a WIP from a Bandai kit, known as a “Black Luster Soldier”

He is already improving it with kit bashed wings on the head, and plans to add wings also the body Overall finish intent to be overall gloss black and gold with metallic red highlights on some parts.



Randy Ray had made progress on his Snowman 1/72nd scale kit of the Mk 38 twin 5 inch gun, also shared looks at his “New” kits bought from MegaHobby before they closed up shop: They are 1/72 Zis-5V by Clear Prop, 1/72 BM-21 Grad by ICM and






last but far from least, the Takom 1/16th FA-330 Submarine towed recon platform from WW2 Kriegsmarine service. Also known as a “Rotor-kite”, they deployed some 200 of them!

The idea was to allow an increase of useful view from approximate 5 miles at the surfaced U-boat’s conning tower to about 25 + miles from FA-330, if it reached the altitude of about 360 feet maximum.


The observer/pilot would communicate with ship via wired interphone, and the system had success in operation in wartime, assisting one U-boat in a difficult escape by deploying above a fog bank to help guide it, and at least one assist in sinking one Greek ship that would not have been seen w/o it.

However, I among others found the cover art to be somewhat telling in that artist seemed to capture a less than enthused pilot, as certainly stands out the event of a needed crash dive might leave this soul not in a particularly favorable posting.

I did read up on it later and at least some serious practices were put into place for such situations.



Randy noted that the Mk 38 model is pretty much OOB save for the thin crew access handles, which had to be replaced by hand formed brass when the molded ones proved to be more work getting off sprue than warranted. Looking pretty good !



Okay, so that was the MAY meeting, and we will close with results of the MAXIMUM OVERDRIVE theme contest. -mb

*“ Maximum Overdrive ” MAY 2026 Fremont Hornets TOM/MOM Wins
1st*

Mike Meek

Ferrari F1 Turbo Indy Car 1987 #28 in 1/25th



2026 MAY THEME of The MONTH “ Maximum Overdrive “ ’s (Model of the Month)

Mike Meek

Ferrari F1 Turbo Indy Car 1987 #28






QUITE A SHOW to open REGION NINE 2026 Events YEAR , a LOOK HERE SO YOU KNOW

Wine Country Modelers WC Model Expo was at the Petaluma Community Center main auditorium for the displays and also featured some well received seminars/guest speakers during the day in other smaller rooms. Although this time out they did not choose to allow vendors to use the big room, there were some who got a chance to set up for a variety of model products



Some brought a lot to show as you see, others just one or a few. Either way, lot to see, enjoy along with friends to meet and chance to meet new ones to make. There was a Silent Auction during the day and raffle opportunities as well





Wine Country Model Expo - Model Information Card
(Optional - if used, place this card on the table next to the model)
AJ Coronado

Notable modification:
As a land-based fighter...

A number of folks truly went full on in the spirit of the show, even when dealing with goodly distance with a very large set of their fine 3D artistry to risk transporting to/from. One of my best examples sampled below, Ramon is from IPMS Monterey !



Just so you know, ALL of Ramon's display seen below. Between green AN-2 biplane and red line at "A Higher Call" book. His neighbor on the AN-2 edge? "Builder Bob" Meyers with some nice new stuff you may recall from Hornet meetings



I did not get any pictures of the Gold, Silver, Bronze awards that the curated Judging Teams could potentially place for each individual entrants models they chose that fit the parameters for them, I did get some shots of the Special Awards since some Fremont Hornets happened to have deservedly won them ! Here are two that went our master of the AEG G.IV for the same



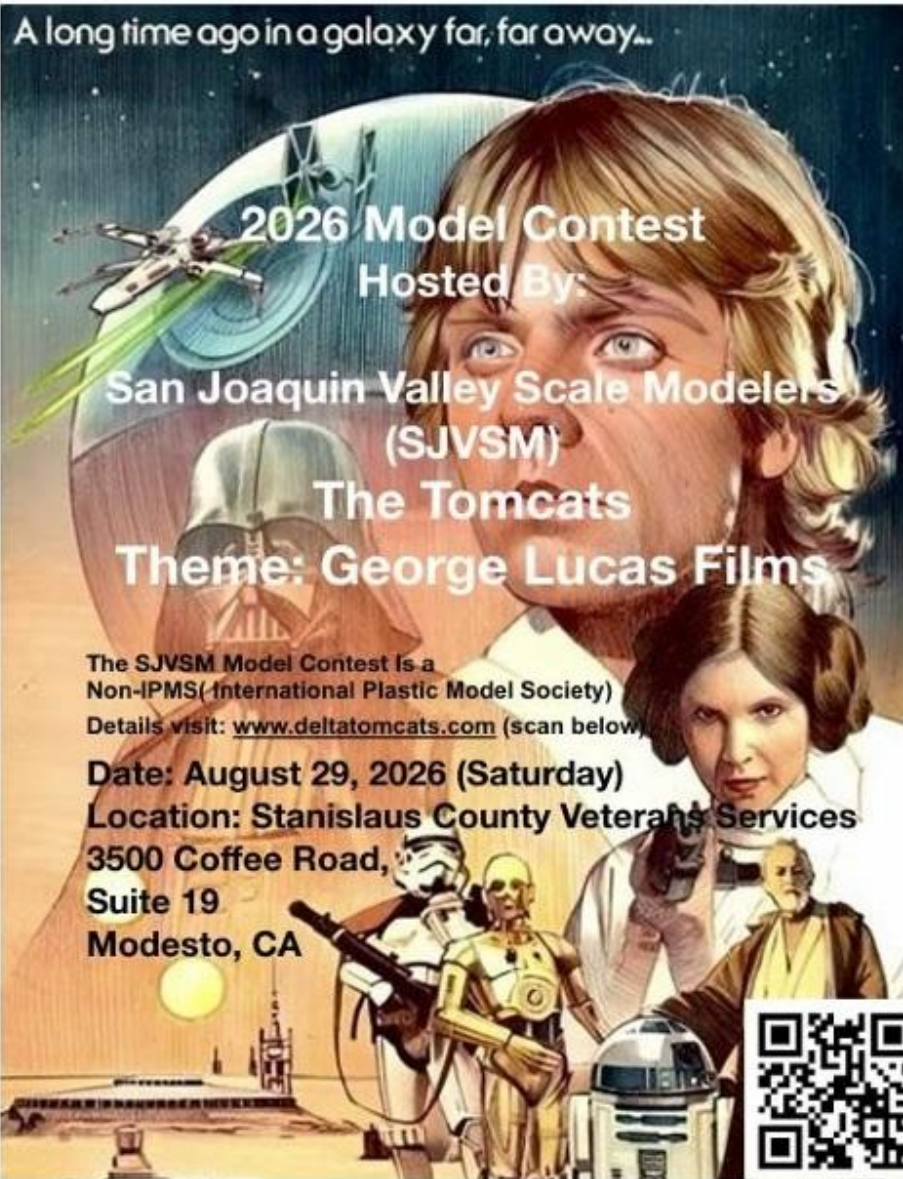
Yes, Tamas Nemeth garnered both those Specials above. Basil Medeiros got two as well, Best Gunpla and Best SciFi, YES !



***Handily as well, our friends here also got a bottle of wine for each of those Specials, definitely a nifty feature of this locale's hosting event
Hope we get another WCME in the future and even more modelers.***

AND NEXT BIG SHOW COMING OUR WAY IS THIS ONE - **GO TOMCATS !!!**


A long time ago in a galaxy far, far away...



2026 Model Contest
Hosted By:
San Joaquin Valley Scale Modelers (SJVSM)
The Tomcats
Theme: George Lucas Films

The SJVSM Model Contest is a Non-IPMS (International Plastic Model Society)
Details visit: www.deltatomcats.com (scan below)

Date: August 29, 2026 (Saturday)
Location: Stanislaus County Veterans Services
3500 Coffee Road,
Suite 19
Modesto, CA



Model Show and Contest Fund Raiser for the Veterans Hall

Date: August 29, 2026 (Saturday)
Location: Stanislaus County Veterans Services
3500 Coffee Road, Suite 19
Modesto, CA

Contestant Admission Price:

Seniors: \$15.00 for unlimited number of models.
(18 and up)
Juniors: \$ 10.00 for unlimited number of models.
(14-17)
Sub-Junior: Free for any quantity of models.
(5-13)
Spectators: Free

Schedule:

7:00 AM: Doors open for vendor set up.
9:00 AM: Doors open for registration.
12:00 PM: Registration closes.
1:00 PM: Judges meeting.
1:15 PM: Judging begins.
3:30 PM: Awards

Amenities:

Free Parking: There is plenty of parking available.
Food: There may be in facility eating available but there is plenty of eating establishments within walking distance.

Raffles:

There will Be Two Raffles during the day which will include models and model related items. Times of raffles will be posted.

Raffle Tickets will be broken into two categories:

Regular: \$1.00 per ticket
\$20.00 per 25 tickets
Premium Tickets: \$5.00 per ticket

Vendors:

Each table will cost \$25.00

Contact: Tony Quartaro for tables & availability.
Phone: (209) 865-6599
Email: Thedeckguy53@gmail.com

San Joaquin Valley Scale Modelers History

The Club was started in 1983 as the "Stockton Tomcats" a Chartered Club of IPMS-USA. Over the years, we have held meetings at numerous places with several goals in mind; share modeling ideas; help other modelers and gather in a very none structured setting. We started at the Seifert Community Center in Stockton, CA were we held several local and regional model contests. Next we met at Modesto Hobby and Crafts for many years until Brad closed the store. Then we started meeting at Alan Weber's hanger at the Stockton Airport. Tony Quartaro joined the club and we started meeting at his house/garage in Manteca, CA. Now we hold meetings at both Tony's or Alan's depending on the circumstances. Many of our club members have entered and won awards and judged at many Local, Regional and National contests. Now we are known as the San Joaquin Valley Scale Modelers (SJVSM). Currently we are not a Chartered Chapter with IPMS-USA but many in our club are Members of IPMS-USA.



Coming Up NEXT


The Next Hornets Nest Night Is **JUNE 12 2026**

REMINDER – WE WILL MEET AT OUR OLD MEET VENUE in FREMONT

Thanks to our Treasurer/VP Dave Parks and a long time Club member this great news:

We will begin meeting at 7:30 PM and end by 1030 PM, that is a surety. In rest of these months of 2026 we are using this site for Model Talk & Club business to discuss, thanks to two Saints.

IRVINGTON COMMUNITY CENTER, 41885 Blacow Road, Fremont CA



Located across street from Irvington High School Corner of GreenPark Dr & Blacow Rd

PLUS IN A FUTURE NEXT EDITION

WE MAY SEE NEW MATERIAL OF WHAT WENT ON AT THE CASTLE/FSM Memorial Weekend Show or JUNE 2026 HORNETS NEST STAY TUNED

ALONG WITH COVERAGE OF MORE NEWS OF OUR HOSTING A TRI CITY EIGHTEEN LATER THIS YEAR

Reminder : <http://fremonthornets.yolasite.com/> Just three little pages.

Mick Burton, madman at large – DAZE61283@mypacks.net

(sole fool responsible for bad content or rude comment here) “ Come for the models Stay for the Sarcasm “

