

AN UNAUTHORIZED (mostly due to unnecessary, also because I said so being I'm the Author) PUBLICATION

The BUZZ – of The Fremont Hornets V.1

Issue 147



March 29 2026



Somehow managing to wing it for now over **49** years...

Welcome

IN THIS **REGULAR EDITION COVERAGE** ISSUE – You will find:
(basically in the listed order, tho a stream of consciousness device)

LATEST BUZZ (*Issue's Editorial, bearing no relation to the picture on the right*)

Also: What comprises other contents ... Can they be summarized ? YES

Just Enough Room for REVEAL of MOST RECENT Hornets Nest MARCH 2026

ALSO an APRIL ONLY look at calendar for 2026, Editorially speaking

You May Call This BUZZ The “still Caught Up At The Moment issue”



ALL INSIDE THIS
CERTIFIABLY ANCIENT PRODUCTION

(well, maybe just the Editor)

Reminder : <http://fremonthornets.yolasite.com/> Just three little pages

*Not a lot to dig through , + **Events Calendar web page 3**, ALWAYS*



THE **Latest** BUZZ (as of MAR 29 2026 1158 AM)

(a Short Take On Present Buzz) by Mick Burton, Buzz Editor

YES! Now # 148 In case you are a new reader, the Issue number is off by one always, since # 0 was outset of this lark. That clarified or muddied, let's get to some actual important business!



“ GO AGAIN AARON , WITH AN UPDATE ! Oh YES ”

Justin
@Pkmonger2

Scan here to Join us on Discord!!!

Scan here to follow us on Instagram!!!

Join our build meetings the last Saturday each month at GTC Store 18 S 8th St San Jose CA 95112 1pm-4pm!!

Andrew
@Stryx

Matt
@Godzillnot

Jose
@Jose-IBO Collector

If this flyer or editorial here at all seem familiar, no surprise.

Master Aaron in the green shirt in center front line with Angela Falvey in red right behind him and Mark Balderrama tall as he can be behind her, members of Fremont Hornets and also active with CFMC.

THIS is NEWEST FLYER sent not long after I published BUZZ 146 with props to Aaron & team

Here they are giving props back at us as picture taken at TC-17 !

CFMC members were quite the contributors entry wise for this event especially and that is very

appreciated. Best part afterward in part for me was getting the newsletter Aaron produced from the whole experience. Link:

<https://freehornetsannex2.yolasite.com/resources/ATC17park/Tri%20City%20Classic%202025%20club%20newsletter.pdf>

Okay yes, I am old fashioned as always, definitely want to support any and all Editors for clubs out there best I can - mb

APRIL 10 2026 Free Hornets MOM & TOM theme:

ACES HIGH

WHAT? REAL SIMPLE :

Up to FIVE total (ANY CRAFT considered a true SPY plane (strategic vs tactical recce))

This excludes some vehicles like Beech F-2, Lockheed F-4/5, NA Mustang F6, Boeing F-13 and the like unless you have documented evidence your entry was thusly employed.

However, there were some craft that never made it into the air which will qualify, and a surprising number of "ferrets" –

GO WITH IT! ***BE A SAVAGE COMPETITOR***

JUST SO YOU KNOW (and can plan ahead, you savage, you) Here's what else on:

<https://freehornetsannex2.yolasite.com/tom-may-2026.php> “ ***MAXIMUM OVERDRIVE*** ”

<https://freehornetsannex2.yolasite.com/tom-june-2026.php> “ ***JUST IN TIME*** ”

<https://freehornetsannex2.yolasite.com/tom-july-2026.php> “ ***JIG IS UP*** ”

<https://freehornetsannex2.yolasite.com/tom-august-2026.php> “ ***AFTER THE RAIN STOPS*** ”

ALL MAYHEM ASIDE, CAUGHT UP for '26 With MARCH

We are able to gather and arrange tables in short order to elegantly fit all, got things running quite productively as you'll see



Our room monitor was again his overly anxious self, but did let us in a whopping ten minutes ahead of our 730 schedule which helped since he didn't have room set up. Did respond pretty effectively when we indicated another table called for before ability to get it in place became an unnecessary conundrum. With that all ranted out, we'll now get going with yes, MODEL TALK !

For preface, Editor/MC reminded all that President's Theme Of Month was "Mechatronic Menagerie". End results at end.





This here represents a first and I am proud of him .

Jackson Brand's been at several of our recent meets along with the TriCity 17 in November with his Grand Dad, whom you may know, our grand VP Dave Parks.


With assist from Grand, I managed to get his laudable effort at first time speaking to us at Model Talk, when I made Jackson's Sherman WIP the first model up.

After he got over the initial shock and gathered we were not letting him off the hook, he got to it. Let us know what it was and his plans for it. Good job kid now if only I had taken some better notes...



Dave Parks was next, with his nice 1/56th scale Panther G from the Rubicon Models kit. Dave has been trying out the 1/56th Wargaming model lines of late and has been quite a positive reviewer in his findings.

For this build, he created a nice display base that featured a removable wall section which he demonstrated (sorry I was in such shock and awe when he got up to show that I entirely missed taking any pictures!)





An enlightening discussion erupted for a while after this, regards to **IPMS Nationals rules or Judge's Executive Fiat** (I never got quite straight what it was either way) with armor entrants getting moved to diorama categories by dint of display bases having “too tall” features
As our next subject on right expresses my dismay quite well, we go on -.

This is a full on look at one of the night's entries for the Theme club contest. That prior picture was my close up of the cockpit area, as yes this is an animal shape fighting suit

It's a Zeon ZOIDS RMZ-001 Blade Liger, in 1/72nd by **Angela Falvey**

Zeon is a reference to Principality or Republic of Zeon. Notable since in a world of Mobile Suit Gundam, Citizenry and Government of Zeon is essentially the Bad Guys, though they are to themselves defending an independence from Earth Federation



So, this particular tech here is a pretty cool advanced fighting suit and offers land along with aerial combat options !

That's right this big beast of a machine can take to flying and this kit offers the features to operate it as such.


Angela was trying this kit out and had decided to choose to use adhesives at some points to reduce stress building it Overall she felt it all went together and her review of how it basically builds in several sub assemblies, to finally all be assembled at once as we see here, made me think it would be a familiar build to a novice like myself, We will see !

Bill Christman definitely went at the competition full tilt. Quite pleasing to the Editor considering he only just joined our lot.



Bill explained he happened to get these two kits while in Japan where they are available, and found their HG (High Grade) rate in the Bandai Gundam technology line to be no misnomer. In other words, how they are definitely designed not necessarily as great choice as start kits for a number of reasons, although admittedly they looked pretty cool when done here.

While he described some of the agony in the process of making them, he said they are essentially out of the box builds, no paint, no extra stuff, fine but as far as I can see they came out just fine and definitely appreciate that he had them for the meeting event



Yes, we are often our own worst critics, hat's off for finishing!

Jeff Mason paid this Tamiya P-38 he's been tackling a high praise. What you see here assembled, it's a dry fit! No adhesive yet



He said of course in the end glues will come into play but kit fit so precisely that what you see here is what you get !



Basil Medeiros made mighty headway on his Sherman dozer



Mark Schynert determined that the CANT Z 501 was just what the doctor ordered, if perhaps his last name is Kevorkian...

A 1/72 scale flying boat monoplane design, how difficult could it be, you say?

You did take note of the struts here, right? More to come and not at friendly angles always either. The entire wing is mounted on them and the outboard rigger floats all at once. Mark is a model of patience dealing with this one.

An elegant looking machine I will give the Italian designers that nod for sure




Aaron Rhetta had this fabulous collection of Gundam with each having a tale of his exploring techniques or paints, very nice

Wish I had been able to record his briefing. As I had no room in this issue to feature them all, here's my favorite one overall



Trio of American WW2 beauties in 1/72 here from **Chris Bucholtz**. TBD Devastator, JB-1 testbed, PV-1 Ventura twin.





Northrop (of course, it's tailless, right?) came up with this answer to USAAF looking for a pilotless radio guided flying bomb. This was the JB-1 manned testbed glider, an eventual JB-1A twin turbojet (they were in middle where pilot is here) did come to pass but test failures of engines proved Ford had the better idea with the "Loon" (American V-1 copy). A lovely Muroc Model.



Chris has managed to kit bash and aftermarket an astounding number of items to bring an original 1973 Airfix Douglas TBD to incredible life. To bear scale witness to the doomed heroes of Torpedo 8 at the Battle of Midway in a display at the USS Hornet



Right you would be to suppose the Devastator dive and torpedo bomber was not a small single engine aircraft.

A three man crew, pilot, bombardier and rear gunner all shared that space. But yes it looks even larger when you have the diminutive JB-1 to compare it with. An average height man today would be seated in Northrop so face in the wind !

In case you wondered, the center section on JB-1A was basically as if you faired over the pilot seat area and cut a slit for intake and exhausts for the turbojets inside. An HE warhead was packed into each of the wing modules

Some of the fun that Chris had with this Devastator included the gap fills and fitting the “poseable” wings on this kit since it’s a corrugated surface.

Also the thick like parody coke bottle glass lenses canopy that he luckily had an old New Zealand aftermarket answer for.’

Great work in getting that scale gunner ring done and he said he has found it settles itself into the groove just like real deal

So he has to use a different adhesive as PVA too compliant.





Peter Long is proving supreme at making Tamiya F-14 Tomcats. Pete says this is number 3 for him so far

He explained a technique he's used on this one, that inarguably makes a spectacular finish when done, still I am one who will have to pass on it.

Some present at the meeting knew of this "sanding the decals after the applique" as well. I definitely see it works well, congratulations all






Mark Balderrama had two 1/144 wonders to share. The P-51D “Sparky” (Jelly Belly) took a third at TC-17 in Air Racers



That's an F-111 with LGBs underwing, next to P-51D




Randy Ray brought in a sweet box of new paints he won in an essay competition from a new paints supplier with his tale of woe regarding his first airbrush experience.

He related the entire tale that won the prize as well as the amusing one that followed it years later as they sent him more paint after realization he hadn't received full prize


Randy also shared progress he's making with the 1/72 scale twin barrel AA cannon turret for use on ships. He is enjoying the kit but has learned that certain detail parts are best replaced versus trying to use supplied plastic replicas.

Although I didn't take pictures to show, just imagine if you've ever been on military ship or seen photos, those skinny rod steps for feet and hands. Yes, that's the part



Larry Heisler has a new release M3 Lee tank underway, and he is finding no end of fun with the roller assemblies, as yes seems as if the model mold designers think we all have three hands...

His finished USA tank with the center turret and 4 machine gun turrets on the corners of upper center body, I didn't get the ID on nor could I find a way fast to divine it from the Internet. Here it is done and one day I will remember to ask what it is for my own sake.



Ben Pada has another Tamiya edition Lockheed P-38 on way. it's planned to be Thomas McGuire's "Pudgy" of the PTO.

Right behind it (well in timing, yes it's beside it here in the box) he has another J2M Raiden in 1/48th scale, 1973 Hasegawa kit?

Nice try there Ben by the way. But even I know what a Fw-190 is and that there's no Focke Wulf 190 ! (two many engines...)

Next up was Anthony Cheung's latest and you may be asking what is under all this, right ?







Then we segue to:

“ Mechatronic Menagerie ” MARCH 2026 Fremont Hornets TOM/MOM Wins

3rd

Bill Christman

2 GUNDAM directly from NIPPON



2nd

Aaron Rhetta

Super Group of Creative Exploration Gundams



1st

Angela Falvey

Zeon ZOIDS RMZ-001 Blade Liger 1/72nd



2026 MARCH THEME of The MONTH “ Mechatronic Menagerie “ ’s (Model of the Month)

Angela Falvey

Zeon ZOIDS RMZ-001 Blade Liger 1/72nd



IF YOU MISSED LAST BUZZ YOU MISSED THIS ANNOUNCEMENT

DON'T MISS THIS SHOW AND HERE'S HOW NOT TO !

“ MODEL Expo EVOLUTION REVOLUTION Opens REGISTRY Oh YES ”

Again I am excited to see how this works out as this is a common chokepoint for all clubs staging events and even the USA Nationals have found it still can be administrative snarl, and they get a few days to run we get a few hours.

PLEASED TO ANNOUNCE and HELP PROMOTE EVERYONE trying out this offered improvement for R-9 opener show

Wine Country Model Expo – April 11, 2026 (Petaluma, CA)
Pre-registration is now open for the upcoming April 11 Wine Country Model Expo
hosted by the Wine Country Model Club.

Preregistered modellers may check in at the Preregistration Packet Pickup line for fast, no-wait pickup of registration packets, table display placards and name badges — then head straight to the display tables

Your materials will be ready when you arrive. No filling out forms at the door.

Here's the link for pre-registration:

<https://www.zeffy.com/.../ticke.../wine-country-model-expo-2>

More information:

www.winecountrymodelexpo.com

Many thanks to the Exec of this show for sharing with me this newsletter ready to publish handy tool , see you there! – mb

See also NEXT page for their OFFICIAL FLYER

COMING UP IN APRIL TWO SHOWS two weeks apart OUGHTA BE GOOD ROAD TRIPS

This is the OFFICIAL flyer, too !



**WINE COUNTRY
MODEL EXPO**

Petaluma Community Center
3250 N. McDowell Blvd.
Petaluma, CA 94954

- **Exhibition-Style Display**
All of each modeller's works displayed together
- **“Juried Evaluation”**
Using open system based on a standard of excellence
- **Free Seminars & Presentations**
Featuring nationally recognized modellers and historians
- **\$20 Entry - Unlimited Models**
One entry fee - bring as many models as you'd like

Preregister for Fast Packet Pickup

Preregistration closes midnight April 6

REGISTER NOW:

www.winecountrymodelexpo.com



THE DATE'S OFFICIAL

This Flyer is not



Saturday April 25 2026

Calling All Model Car Enthusiasts!

As passionate builders and lifelong fans of the scale modeling hobby, we're excited to invite you to a brand-new gathering that picks up where NNL West left off—celebrating creativity, craftsmanship, and community. Whether you're a seasoned pro or just starting out, we invite you to join us for a gathering that celebrates detail, style, and shared passion. Bring your builds, share your stories, and connect with fellow artists who appreciate the beauty of the art. Let's showcase our work, inspire each other, and keep the model car scene thriving!

<https://www.leftcoastscaleclassic.com/>

Unofficial Flyer courtesy MIRANDCO

All information deemed reliable but not complete

Ventura County Fairgrounds

at Seaside Park



Ventura County Fairgrounds

10 West Harbor Boulevard

Ventura, CA 93001

NEARLY 21,000 Square Feet of exhibit hall all within walking distance of historic downtown Ventura.

Coming Up NEXT


The Next Hornets Nest Night Is **APRIL 10 2026**

REMINDER – WE WILL BE AT OUR OLD MEET VENUE in FREMONT

Thanks to our Treasurer/VP Dave Parks and a long time Club member this great news:

We will begin meeting at 7:30 PM and end by 1030 PM, that is a surety. In rest of these months of 2026 we are using this site for Model Talk & Club business to discuss, thanks to two Saints.

IRVINGTON COMMUNITY CENTER, 41885 Blacow Road, Fremont CA



Located across street from Irvington High School Corner of GreenPark Dr & Blacow Rd

PLUS IN A FUTURE NEXT EDITION

WE MAY SEE NEW MATERIAL OF WHAT WENT ON AT THE APRIL EXPO or APRIL 2026 HORNETS NEST *STAY TUNED*

ALONG WITH COVERAGE OF *MORE NEWS OF OUR HOSTING A TRI CITY EIGHTEEN* LATER THIS YEAR

Reminder : <http://fremonthornets.yolasite.com/> Just three little pages.

Mick Burton, madman at large – DAZE61283@mypacks.net

(sole fool responsible for bad content or rude comment here) “ Come for the models *Stay for the Sarcasm* “

