



The Monterey Bay Muddler



Lester phones it in ...

The International Plastic Modelers Society Central Coast-Monterey Bay Chapter held its monthly meeting at the Monterey Public Library Solarium on Sunday, September 8, 2019 at 1:30 p.m. Present were Vice-President Larry Marcum, Treasurer David Conneau and members Ramon Lomeli, Oliver Lomeli, Evan Conneau, Anthony Moltini, Sean Bybee, Robert Kragenhagen and (live and in color by phone) President Lester Tockerman. Our Chapter President, Lester, is currently undergoing stem cell transplanting at UCSF over a three week period and will thereafter require an additional month of partial isolation during which time we will be allowed short visits to plague him. In the meantime, our Chapter will be in the capable hands of our Vice-President Larry Marcum, who called the meeting to order at 2:00 p.m.

TREASURER'S REPORT: The Chapter Treasury as of September 8, 2019 stands at \$185.93.

There were two main topics of discussion; the annual selection of Chapter Officers for the coming year and the Monterey County Fair display. Chapter Officer Nominations are an annual excuse for most of us to miss that month's meeting. Relax. These positions are titular in that we need five people who have current IPMS/USA membership to place their names on the roster so the National Board will certify us as an active chapter. That's it. So please come, get involved and bring in some new and fresh ideas. You're among friends. So let's hold this dog and pony show in October. One other thing: it would be helpful (and a lot easier) if you have access to the internet when considering running.

The Monterey County Fair Display garnered a 2nd Place ribbon for our Chapter. The judges determined that we displayed "nice variety-no duplicates". But special mention was given for "excellent signage!" and for that we owe a special debt of gratitude to Ramon Lomeli who produced a beautiful collection of "excellent signage!" Other areas of the 'Fair Experience' discussed were the uncertainties around when to go out to display and when to pick up your models. Pick up is the simplest; the day after the Fair. Where we seem to run into confusion is when to set up. In the past, the SOP has been from the Sunday before the Fair opens right up to the day before the start of the Fair. This year setup was Sunday, Monday and Tuesday up until 12:00 noon that was later extended to Tuesday at 6:00 p.m. Confusing, isn't it? First and foremost: **DON'T ASSUME ANYTHING!** Don't expect the Fair to invite, write or call you. It is your responsibility to stay on top of the info and get yourself there. That's why we regurgitate the same old same old two or three months in advance at our monthly meetings. Because of good planning we can have, among other things, excellent signage. Don't expect there to be supplies or equipment or help. Bring your own first aid kit in the form of an x-acto knife, tweezers, extra glue, dusting cloth, soft bristle brush, flashlight, tape, etc. Supply your own power source, if necessary, whether it's batteries, power cords or isotopes. Remember, you're on your lonesome and you're in competition. Each year we get a bit more savvy and street smart. 2019 is the Tenth year we have participated in the County Fair. During the past decade we have taken 2 Best of Show, 7 First Place, 3 Second Place and 2 Third Place. By far, however, the greatest achievement has been to attract and add some of the best builders in the area which was, and continues to be, our original intent.

After beating that horse to death and there being no further business we moved on to...

SHOW AND TELL!!!

OLIVER LOMELI began with a trio of WIP's:

Eduard 1/48th scale Dassault Mirage IIIC with two optional Armee de l' Air schemes: Natural metal EC 2/10 Seine, Cazaux, April 1976 or Desert Camo EC 3/10 Vexin, Djabouti, October 1984. Overall, Oliver described good fit, detailed cockpit.

Hasegawa 1/48th scale McDonnell-Douglas RF-4EJ Phantom II of the JASDF 501SQ based at Hyakuri AB. This is one of those shark-mouthed beauties.

Kinetic 1/48nd scale McDonnell-Douglas F/A-18 Hornet which Oliver intends to finish in the Dark Ghost Grey over Light Ghost Grey with a Black spine tail fin markings of the U.S. Marine Corps' VMFA (AW)-225 Vikings.



Next was a collection of completed subjects:

Kopro 1/72nd scale Mikoyan-Gurevich Mig-15 Fagot which entailed some scratch building of the cockpit (seat belts) and a liberal amount of super glue to fill in the gaps.

Airfix 1/72nd scale Hawker Hurricane Mk.I, in the temperate scheme of 615 Sqn., RAF Kenley, August 1940.


Airfix 1/72nd scale Supermarine Spitfire Mk.I of 610 Sqn. (County of Chester) Biggin Hill, July 1940.

Tamiya 1/72nd scale Focke-Wulf FW-190 bashed into a diorama of a field-stripped bird receiving a major overhaul. Oliver delivers attention getting dioramas.



EVAN CONNEAU returns with his WIP, a AMT 1/48th scale AIRWOLF helicopter. Currently, Evan has some interior work such as installing the cockpit glazing, after which comes adding the exterior details and final paint touch up.





RAMON LOMELI is progressing on his commission of a Hasegawa 1/48th scale Grumman F-14D Super Tomcat “Vandy 1” of the U.S. Navy’s VX-9 Vampires. So far Ramon has completed the cockpit, modified the bulkhead and will give the ‘Cat’ a slightly weathered finish to denote a working bird. Ramon describes the project as a labor of love.


Also in the mix is an Airfix 1/48th scale Supermarine Spitfire PR XIX of 81Sqn, RAF Seleta, April 1954. In the same vein, Ramon has decided to tackle Monogram’s venerable classic, the Supermarine Spitfire Mk.IX which first appeared in 1962. Ramon intends to upgrade this classic by installing an aftermarket cockpit from Hasegawa.. This was a great kit in its day and we look forward in anticipation to the magic Ramon will bring to this Spit.






ANTHONY MOLTINI presents his collection starting with a blast from the past: a Hawk 1/48th scale Northrop F-5A Freedom Fighter. Originally debuting in 1966, Hawk released this kit as one of their chrome-plated kits in 1967. In 1973 Hawk was bought out by Testors which produced the kit up till 1996. However, in 1976 Italaerei popped out the kit as the F-5A Little Tiger which is probably this kit pictured here with its very interesting “lizard” camouflage scheme. Since 1998 the kit is still available from Italaerei.

Anthony has assembled what can only be described as the evolution of a thoroughbred, in this case, the General Dynamics F-16 Fighting Falcon. Starting with the 1976 Monogram F-16 Air Force Fighter, Anthony lined up his examples from the earliest to the most recent Hasegawa offering which will sport Two Bobs decals to a Mitsubishi XF2A Falcon of the JASDF that will be turned out wearing Afterburner Decals’ Test Vipers. It is fascinating to check out the design refinements of this air superiority fighter.



SEAN BYBEE takes us where no man has gone before; he actually COMPLETED an example of a Polar Lights 1/350th scale USS Enterprise NX-01 Starship! Not only that, Sean installed an extensive array of steady burning as well as flashing LED lights. This baby with its unique pattern is a feast for the eyes!





DAVID CONNEAU has at long last completed his 1973 MPC (1963 Airfix) Profile Series 1/72nd scale Consolidated B-24J Liberator. Rather than relate once again the history of the most produced American aircraft of World War II, Mr. Conneau-it-all gave a short description of the why and wherefores of the plane's markings. The United States Army 8th Air Force comprised 3 Air Divisions. The 1st and the 3rd were equipped with B-17 Flying Fortresses. The 2nd Air Division, made up of B-24 Liberators, contained 6 Combat Bomb Wings each containing generally 3 Bomb Groups, though sometimes as many as 4 Bomb Groups or as few as 2 Bomb Groups, and within the Groups were the various Bomb Squadrons. David's model is identified by the following: the red 'Z' is the plane in Group ID, the black T9 denotes the 784th Bomb Squadron while the horizontal white band on the rudder denotes the 466th Bomb Group. The red tail and cowlings represent the 96th Combat Bomb Wing of the 2nd Air Division. Wasn't that easy?

This model is destined for the Veterans Transition Center.

Muddlers Mucking About



Our next Chapter meeting will be at Monterey Public Library Solarium on Sunday, October 6, 2019 at 1:30 p.m. Now go build something.

-David

President: TBD
Vice President: Larry Marcum
Treasurer: David Conneau
Secretary: Lee Marcum
Layout Artist: Ramon Lomeli