

The Monterey Bay Muddler

Present at today's meeting were the Marcum brothers, Lee and Larry, Ramon and son, Oliver, Kelly Avery, Jaime D., and me. There was no Old Business, but Kelly had some new business to discuss. He thought that a field trip to an Air or Armor Museum would be a great way to spend a day together. We talked about Museums all up and down the West Coast. If any of you have any good field trip ideas, e-mail me and we'll get it on next months' agenda. We chatted while enjoying Papa Murphy's pizza, and hero's from Safeway, and I got Randy M. on the phone and we all had a great chat with him.

After snacking, we went right into Show and Tell. Unfortunately, what happens at 1217 Wanda Ave, doesn't stay at 1217 Wanda Ave...



Randy Miller stops by to say hello...



AAAAANNNDDDD, now on to Show and Tell!



Ramon brought his 1/48 scale Airfix AH.7 Lynx helicopter, which he will build to represent a bird deployed to Afghanistan. As with his Lynx from last year, he must scratch build the skid pilot steps and search light out of card stock.



Ramon also brought his 1/35th scale Academy UH-60A/L Black Hawk, which he is building to represent a bird he was a crew chief on in his more adventurous days. This project is a labor of love and will involve lots of scratch building and correcting, including a cabin radio console built from scratch.



Oliver continues to wow us with fine quality work. His Airfix 1/72 scale Sea Harrier, Falklands War era, is looking good, and it may be finished by next month. Oliver used wine foil to scratch build the intake trunk and give depth to the engine face. Can't wait to see it!





Lester came next, and yes, your eyes do NOT deceive you...the SdKfz 162 is finished, weathered, and ready for the shelf. I gifted it to Oliver so he could study it and get some weathering ideas to expand upon.




I also presented several busts, (not breasts, you nin-compoop!). A Medieval Pikeman, c. 1350 c.e. All the armor was first painted with dark gunmetal and then burnished with silver bronzing powder. Next is a photo of a Mongolian Warrior, c. 1200 c.e.





Next is a photo of a Viking, c. 1200 c.e. The next pic is of a Etruscan Hoplite, c. 600 b.c.e. You can see the Grecian influence on his helmet, body armor, and shield. The last photo is a W. I.P. a Zulu Warrior, c. 1879 c.e. He will eventually wear a cheetah skin shirt, and several feathers in his hair. Big thanx to Jaime D., for the tip of adding purple to my browns and blacks to get that very dark skin tone. Also on the table is a kit I just got in the mail of Achilles during the Trojan War, (1200 b.c.e.) The bust is based on Brad Pitts features. I'm still having fun mixing oils and enamels, and getting some very nice results.





Larry brought in a Monogram Ford Tri-Motor kit that he bought on e-Bay. The kit was partially completed, and he probably won't do too much with it. He also brought in an Airfix, 1/72nd scale Blenheim MK IV. He says the kit is remarkably well scribed, and is a pleasure to work on.



Last but not least came Kelly. He brought in a box of kits he wanted to sell, and had some sales luck. He also brought in an OOOOLLLLDDD Aurora kit of a Boeing F4D4 that he wanted someone else to finish...no one took him up on it no matter how hard he begged, cried and stamped his feet! Wow, talk about a temper tantrum!



Next meeting will be on the first Sunday in March, at the Monterey Library, at 1:30 p.m.

Big hugs
-Lester

President: Lester Tockerman
Vice President: Larry Marcum
Treasurer: David Conneau
Secretary: Lee Marcum
Layout Artist: Ramon Lomeli