

# The Monterey Bay Muddler

Present at today's meeting were the brothers Lee and Larry, Brian and son Ari, David, Ramon and son Oliver, and Tom, and of course, ME! We discussed changes in time /place /date for our meetings. As I've not received any responses from most of the members with ideas/suggestions for a new venue, we decided to keep the 1st Sunday of the month, at the Monterey Library, at 1:30p.m.

We did discuss ways of attracting new members. Some of these ideas are to have a show (not contest) at Del Monte Mall, and the Monterey and Salinas Airports. If any of you have other suggestions, please forward them me. Brian Telford volunteered to get us on social media by setting up a site for us. He has text and will have photos to help him put the page together. Ramon will be helping with the layouts.


David gave us a Treasurer's report, and reminded those of us whose memberships in IPMS are almost expired to re-up our memberships. He also noted that the club has some funds to help those who need a few extra \$\$\$\$\$.




**As the herd grazes, one Muddler feels the camera's focus and remains motionless while trying to blend in with the foliage in the foreground...**

# AAAAANNND, now on to Show and Tell!


Tom, as usual, wowed us with a model of a Lotus 72. This particular car won several world championships. The kit is from Ebbro of Japan, and Tom says that the parts fit puuurrrrrfectly together. A real gem of a kit. The company has 3 or 4 other car kits for those who might be interested, AAAAAND, they're about \$60.00 a pop.





Lester ws up next with a a a a a a a a, no, can't be...it's not a bust, it's a a a a TANK! To be more precise, an Sd. Kfz, 164 German self-propelled gun. As you can see, it's not quite complete, but should be in time for our next meeting at the Monterey Library. Also shown, aaaah, that's better, 2 busts. One of the pirate Barbosa, from the movie (series), Pirates of the Caribbean, and the other, a 4th c, bce Frankish warrior.





## **Dragon's Sd. Kfz 164 Hornisse, self propelled artillery gun. Submitted by Lester Tockerman**

There are always two or three things you can always count on with Dragon kits: extra fine casting, great detail, and, LOUSY, SCREWED-UP INSTRUCTIONS! This model is no different. The instructions are on high quality paper, in 4-color. It is beautiful, but rife with errors and/or omissions. Parts are mislabeled, mis-numbered, or misplaced! Having said that, the kit sculpting and molding are superb, as is the parts fit.

As bad as the instructions are, they are in a logical sequence, and do build up to a proper 164. The model is painted standard ( Model Master) Sandgelb RLM 74, with German brown and green for the camo. The model was over-sprayed with gloss coat before decaling and weathering, and then over-sprayed with dirty dull-coat. Further weathering was completed with pastels and powders. The treads went together nicely, and were sprayed with Model Master black, washed with Tamiya Brown, and dry-brushed with steel. The model will stand well on its own, or do very well in a vignette or diorama.



Ari showed us a model of a Visible Great White shark, but really WOWED us with a LEGO model he designed and built of the “Clemson Univ. Soccer warm-up stadium”. A great deal of time, energy, and thought went into this engineering feat. Me thinks we have another future master modeler in our midst! The model measures aprox. 14” X 14” and is about 6” high. I’m not sure how many pieces went into the making, but I’ll bet just 2 or 3 short of a bazillion.





Papa Brian brought in Elsie the Visible Cow. He told us the model was a gift TO his wife when she graduated from Veterinary School, but she didn't like building models. He decided to marry her in spite of her flaws.



Oliver, our never to be deterred inventor, brought in.....THE HAND! A robotic masterpiece made from wine corks, wire and a rubber glove. The fingers actually move. According to Papa Ramon, the idea was completely his, as was the execution. He also brought in a finished F-20, which he says went together very well.




The SR-71 Blackbird was a father and son collaboration that looks just like the real thing. Beautiful work by a very talented team.



Papa Ramon re-showed his Airfix Lynx, showing us the changes he will make on his next Lynx variation. Not being into helicopters that much, I wasn't sure if he was describing the golf lynx, or sausage lynx, but we'll find out before the century is over.



He also brought in a model in 1/35th scale of the UH-60 Blackhawk, by Academy, which he swears will be finished by March, 2525. I'll believe that when I see it!



Last, but not least, came David, with a kit that brought tears to my eyes and nostalgia to my heart (and mucus to my nose). One of the first kits I ever built, way back when the Woolly Mammoths were going back to Canada, was the Aurora P-40. I'm talking about 1955. Yeah, the Dark Ages! As usual, he gave us a wonderful walk down Memory Lane. Unfortunately, my map of that street is pretty faded, but Dave's is still pretty sharp!



See you all, hopefully, at the Monterey Library, next month.

Best from your editor-in-chief,  
-Lester

**President:** Lester Tockerman  
**Vice President:** Larry Marcum  
**Treasurer:** David Conneau  
**Secretary:** Lee Marcum  
**Layout Artist:** Ramon Lomeli