


AN UNAUTHORIZED (mostly due to unnecessary, also because I said so being I'm the Author) PUBLICATION

The BUZZ – of The Fremont Hornets V.1

Issue 98

September 13 **2022**



Somehow managing to wing it for now over **45** years...

Welcome

IN THIS ISSUE – You will find:
(basically in the listed order, tho a stream of consciousness device)

LATEST BUZZ (*Issue's Editorial, bearing no relation to the picture on the right*)
LAST ROUND TABLE MEET, NEWS FROM THE NATS By BEN PADA,
SOME MENTION of a TRICITY, **LOOK AT UPCOMING YEAR EVENTS**

*You May Call This BUZZ The **“VALIANT RE-TRY AT A HOLIDAY EDIT”***

ALL INSIDE THIS

CERTIFIABLY ANCIENT PRODUCTION

(well, maybe just the Editor)



Reminder : <http://fremonthornets.yolasite.com/> Just three little pages.
Not a lot to dig through , + **Events Calendar web page 3, ALWAYS**

THE **Latest** BUZZ (as of September 13 2022 1159 PM)

(a Short Take On Present Buzz) by Mick Burton, Buzz Editor

YES! Now # 99 In case you are a new reader, the Issue number is off by one always, since # 0 was outset of this lark. That clarified or muddied, let's get to some actual important business!



“ SO FOR NOW, WHAT ? WHEN, WHERE, AND WHY NOT NOW ? ”

Believe it or not, that was the Editorial headline I put here December 2019, when I was musing hot headed over the potential premise of holding forth TriCity 14, which was already on two years hiatus. Little could I have imagined running across this without recalling that in fact the Editorial and the Buzz it was within, be both NEVER PUBLISHED... thanks to the very well known (if not understood) travails that followed.

During the past two months, now and again, question of what is the now the next TriCity Classic (Number 14) has been finally answered such as it is, and this Contest Director (and again President) couldn't be any happier, considering all that has transpired. Still, this is a time crunch, I have plenty who are working as ever hard to make this show happen as good as it gets, in our lovely new venue we hope to make home for a while in years ahead. But I have just come from the days following the similarly plagued SVSM SV Classic, the show whose predecessor I had helmed a few times (in fact twice while also helming TriCity Classic) and whilst I again enjoyed it, came away slightly bereft and saddened some. For there I learned that friend Mike Woolson (he too, a “dual passport” so member of Free Hornets and SVSM) who again directed the SVC as he so ably has done since taking the reins from me after 2013, is calling that show his retirement gig. In no uncertain terms, effective IMMEDIATELY. He has moved to Odessa, Texas and was only coming out to complete his responsibility to the event. So I will not be able to lean on him to last minute assist me with the new locale show coming our way November 5th. I was looking forward to having his unique presence and take on things again in a process we both enjoy, in a new environs. Alas, I wish him all the best and thanks for building the memories we have. He'll be stuck with getting the BUZZ in future until he changes email. THANK YOU MICHAEL WOOLSON stay in touch now and again. We'll have a beer in your honor ☺

mick



A Drive By Look At August Hornets Meet For Now

A Last “ FEED ” Nest Of Our Return Year 2022 Finds Us Getting A Groove Going !

Text/Photos: Mick Burton

After suffering with many months of not being able to secure a reliable meeting space for “F2F” community, we Free Hornets enjoyed the five opportunities this year we have had. Four of the times were at this, the Newark Round Table Pizza.

Well, as it happens, this August meeting was not to be missed, not only for the fact we got quite a turnout of folk and models, but the exciting news that we were now on offer to have us another meeting space!

As you see, VP Dave Parks as ever, took a good roll of attend among his many good deeds that day. Members who showed up early on included Editor, Dave, Randy and Eugenie Ray, Gabriel Lee, Peter Long, Cliff Kranz and the Balderrama Clan, most of them at least at table.



Just D.J., bless him, found a good solo.

When food arrived, more at table. Ben Pada showed up as too did Mike Meek!



Another nice surprise was having a true Free Hornet Alumnus make it again to a Nest. Yes, that's "Trucker" Cliff Kranz above, at the Round Table, with an array of new work



Cliff wasn't the only one to bring models to show that evening. But, we'll see Pete's P-38 soon



For right now, the Editor is going to indulge in a relaxing photo gallery essay ...



I never knew there were two different Cement Mixer trucks available...live and learn

This Fire Truck is a specialty function vehicle too, I know little more than that. However Cliff did show that you can remove the huge equipment bed to see more of the base truck





Building one Kenworth Aerodyne COE and extended flatbed trailer gave me appreciation even more for those modelers who make many of these, as they are pretty parts intensive.



Our dear friend Peter Long had his Tamiya 1/48th late model P-38J Lightning done



A splendid natural metal scheme PTO bird, as he built it as “ Marge ”, the mount of famous American Ace of the Pacific, Richard Ira Bong.



*Next up, a car WIP
by Max Balderrama*

*Sorry, I did not get
the make & model.
But, it does say it
Looks Complete...*

3.00
looks complete

KY GARAGE

- Modeling skills helpful if used
 - Ready to assemble pieces
 - Illustrations not to scale
 - May contain small parts
 - Glue and paint are not included and must be purchased separately
- *実際のキット内装とは異なる



ROADSTER

Ver. KY

Gabriel Lee soldiers on with his Latin American Fighting Falcon, a Hunt for Red October and perhaps, some more beverages as these seem exhausted at this point.



Beautiful Puerto Rican Air National Guard scheme on Gabriel's 1/72nd F-16, and this time I captioned it correctly. Gabriel kindly and correctly pointed out I owe my Borinqueneer readers apology. Yes and I do humbly apologize for mislabeling this bird as being Peruvian AF while it was still a Work In Progress, in BUZZ #98. ☺



The machine may be small in scale but it looks outfitted for large amount of payback...

When Gabriel first arrived, this was how I found his submersibles WIP.





Gabriel is discerning the many ways the base kit of an actual Soviet Union Cold War period Ballistic Missile Submarine differs from the fictional one in “The Hunt For Red October” book & film. It is a challenge, but our intrepid and implacable gent is making great progress.

Then, there's Gabriel's quad of "dimensional submarines", they are a kit set, and of course, the legendary Japanese series "Space Cruiser Yamato" is their origin basis. Thusly, we conclude our coverage of what may prove to be Our Last Round Table Nest



Damn, But Don't Those Decals and Airplane Look Awfully Familiar for Some Reason

Dropping In At Al's on a Saturday is always a Good Idea, Bonus Deal When It's Week After the USA NATS !




Free Hornet 1st VP Dave Parks looks over recently finished and returned from Omaha NE USA IPMS Nationals 2022, P-51D "Ridge Runner" by Ben Pada



You have correctly surmised if you think that the NATS Special Award and Ben's P-51D are paired. He set out and again met his goal of winning that very niche award, with the IPMS SemiCON 1998 Decal Sheet #2. Which featured "Hollister Mustangs" and "The Whales of Alameda" (The Warbird Mustangs of Hollister Airport and the A-3D Skywarriors of NAS Alameda)



Ben has now won at 2021 LV Nats with his razorback Thunderbolt from Sheet #1, and here with this. While there are several he could choose from left to do, I personally lobby him to do the yellow cowled (no checkers) Bubble Top T-bolt from Sheet #1, if he intends to make a third time's a charm attempt at this award for the IPMS Nats 2023 in San Marcos TX.



Ben also had this treat which was apparently an exclusive at the 2022 IPMS Nats for the raffle. In long ago days, HAWK Model Company did several 1/48th releases of kits they produced “normal” in a “Metalized” edition. The F-104A, F8F Bearcat, U-2A and Westland Lysander I know for sure. Anyways, then as now, if you planned to do “our methods” of building these kits, you’d be hard pressed to get seams disguised, mismatched fits resolved, add mod parts since no way to keep the finish you received in kit. However, coolness factor alone, who cares, don’t build it, enjoy having.

www.dreamcatcher.com
www.dreamcatcher.com
www.dreamcatcher.com
www.dreamcatcher.com
www.dreamcatcher.com





Mr. Ben Pada, Sr. (in case you don't know The Cuban)

BONUS ARTICLE – SUPPLEMENT RESEARCH to better frame BEN’s BIG ADVENTURE
Seeing How 1998 IPMS Nationals in Santa Clara took place during the LAST Century

Text/Photos: Mick Burton

Actual Decals Research: Chris Bucholtz, Mike Meek

Special Thanks owed to: Richard Pedro, Angelo Deogracias, Jim Lewis

Well, with all this fairly recent hubbub over the IPMS-SemiCON 1998 Decals I thought it might be helpful to recount/review what these were, especially having been part of “behind the scenes” work going on in getting them to come to pass.

We originally planned on having THREE sets of IPMS National Convention Decals, going into the game. To best of my recollection then and now, a neat trick that’s not been done. (Far as I know, it STILL HASN’T). Convention Chair Chris Bucholtz was in charge of the project, and had found this exciting material for an ETO P-47 Thunderbolt Group that had never been done before. It would be the lead dog of the set as things would roll out, all around a great product and if it had been our only sheet to end up with the attending conventioners, simply a great ambassadorship. Set #1 was done by AeroMaster. Sets 2 and 3 would be coming to us from Flightline and a long time support company then treated as royalty by previous Nats Hosts and then IPMS USA HQ, known as Scale Master, of Southern California. Set # 2 was some extra fun and tied directly into the upcoming Convention Program, with article about “The Mustangs of Hollister” courtesy of Mr Mike Meek, with support by Mr Chris Bucholtz. The other part of that sheet would be giving a nod to the one of the greatest twin jet designs, Ed Heinemann’s Douglas A-3 Skywarrior, with nickname “The Whale” used as catchphrase in that sheet: “The Whales of Alameda”, with new 1/72nd Hasegawa kit and the also very capable RarePlanes vacform being available to use this.

The originally thought to be “falling out of bed easy peasy” (in terms of subject matter and to create) Sheet #3, produced for us by ScaleMaster, was to provide among other things, SJPD vehicle modeling support, Liberty Ships like the USS Jeremiah O’Brien which was about to be appearing in model kit form thanks to Tom’s Modelworks, and some other items I no longer recall

Well, as it worked out over the rough & tumble year which passed from summer 1997 where we (Convention Chairs Jim Lewis & Chris Bucholtz, Facilities Chair Angelo Deogracias, and Registration Chair/Convention Layout Chair Mike Burton) were in attendance at the Columbus Nationals to support our 1998 event, sheet # 3 would become the bane of our experience here.

I know first hand, as I ended up having to take over duties getting to SV post office box to pick up all our important correspondence for everyone as Angelo became too busy (I had retired March 1998). So I had the onerous experience of getting the art proofs sent to us twice which proved to be anything but easy productions for the finally cancelled Sheet # 3. This unhappy months in making travail would end up with petty drama at the actual Convention, as ScaleMaster and adherents be making sure in documented form that those rebellious upstarts who were hosting event responsible for creating bad blood with “friends of the Society” and the lack of this Convention Decal sheet. In the end, much “popular opinion” went the way it often does and today history casts the upstarts in the stodgy old guard bin, and many of the “knowing elders who were so rudely treated” now gone from this plane or no longer assumed to have been on superior position in critical mass by”fans” Sheet # 1 as I said, became the legendary sheet later but was the blessed timely arrival for me and others to have on hand to neatly stuff into conventioneer packages (yes, in Chris’s living room on the floor at nearly the last minute, 600 plus manila envelopes, oh the joy!) Sheet #2 would in fact arrive during Convention, and Chris made a single sheet double sided printout in black&white to support it. Those sheets ended up rarer than decals themselves... I will try to locate 1 copy I’d found years back for reproduction at a later time. But yes, Ben Pada has had possession of both the 1998 sheets, helped greatly to promote the lovely end results possible. So now you know mayhaps a bit more of the 1998 sheets, let’s go with my original intention, produce a full color tribute to them, all thanks to Mr Richard Pedro who sent me scans of his set years ago when I was making a tribute CD with PowerPoint presentation with the FIRST EVER USA Nationals to go digital. Yes, photos taken for us by a professional team we hired, sadly we never got to show them properly that night.

AeroMaster.

IPMS-98

IPMS Santa Clara



IPMS 98

AeroMaster Decals

3615 NW 20th Ave • Miami, Florida 33142 • USA
Tel. (305) 833-7399 • Fax (305) 858-4197

IPMS Santa Clara

1795-08

1. P-47D-11-RE *Quaker's Quaker* flown by Captain George "Doc" Ross, 337th Fighter Squadron, 87th Fighter Group, based at Hurler, England, April-June 1944. This Thunderbolt carried the standard color scheme of Olive Drab upper surfaces with Neutral Gray lower surfaces, with a 34" White cowling ring. White ID bands on the vertical and horizontal tail surfaces, and a White wingtip around the guns on each wing. Rubbed thin red and blue and orange markings were natural metal. Black and White fuselage stripes were carried from 2 June 1944. Ross also carried a selected commercial artist who did all the logo art. Based on this date sheet, he carried the color P-47D on 27 June 1944 when, (British Decals) was carried by aircraft 419.



Artist: George "Doc" Ross
Art: Bob Cunningham (Aeromaster)

No full photos of 88-0 are known to exist. The drawing represents George "Auntie" Damon's Decal as it probably looked after 11 June 1944. Use White but avoid dark the runway. Material: Monogram Thunderbolt.

2. P-47D-11-RE *Star Boy* / The Tennessee *Donner* Decal, flown by Lieutenant "Red" McCarty, 337th Fighter Squadron, April-June 1944. Painted in the standard color scheme of Olive Drab upper surfaces with Neutral Gray lower surfaces, with White cowling ring. White ID bands on the vertical and horizontal tail surfaces, and a White wingtip around the guns on each wing. Rubbed thin red and Yellow. Black and White fuselage stripes were carried from 4 June 1944.



3. P-47D-11-RE *Sky Joe*, flown by Lieutenant Joe Jenkins, 337th Fighter Squadron, April-June 1944. Painted in the standard color scheme of Olive Drab upper surfaces with Neutral Gray lower surfaces, with White cowling ring. White ID bands on the vertical and horizontal tail surfaces, and a White wingtip around the guns on each wing. Rubbed thin red and Red. Green markings were natural metal. Fuses in front of wingtip were sealed with Gray Blue. Black and White fuselage stripes were carried from 4 June 1944.



Material: Red and Yellow (Aeromaster) P-47D, but wingtip around the guns.

4. P-47D-11-RE *Swag*, flown by Captain Robert Egan, 337th Fighter Squadron, March 1944. Painted in the standard color scheme of Olive Drab upper surfaces with Neutral Gray lower surfaces, with 30" cowling ring. White ID bands on the vertical and horizontal tail surfaces, and a White wingtip around the guns on each wing. Rubbed thin red, Blue, Orange was carried on 23 March 1944 when Lt Robert McKee first landed in England after being hit by the anti-air defenses.



Black decal numbers are for 1:48 scale
Red decal numbers are for 1:72 scale

Copyright © 2008

5A. P-47D-24-RE *Five by Five*, flown by Colonel Joe Laughlin, 55 of the 388th Central Postal Directory, based in England, Florida, in February of 1945. Neutral metal finish covered with Olive Drab and gray paint and black ID bands on the vertical and horizontal tail surfaces. Cowling was yellow and red of the vertical tail. Red fuselage stripes and panel around wing guns were yellow. 44-24287 was the last of the P-47Ds flown by Col. Laughlin, all carrying Primary colors. Five by Five was 44-24287. Black stripes were clearly applied to the cowling.



5B. P-47D-24-RE *Five by Five*, as based in England, Germany in May 1945. As shown on the white cowling was marked black in the colors of both of the squadrons in the Great West for the 377th, flown by the 377th and Yellow for the 377th Fighter Squadron. The Red vertical to base was a Group ID marking. The letters in the name Five by Five were changed to a lighter color, possibly blue, for better contrast with the black cowling. The actual number of each of the fuselage stripes is unknown.



Note: Panel markings include correct application of nose camouflage stripes. 25L ID bands are shown from the center line. Black stripes on cowling are 24-24287 and 44-24287.



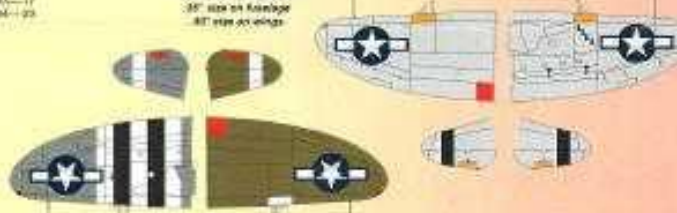
AGP-1-1
A550-13
A550-17
A550-19

Type application of later fuselage stripes



Type application of each side black horizontal ground stripes

National insignia application
30" size on fuselage
48" size on wings



Research by Clark Bachiler

References:

- The North Air Force in Colour, by Roger Freeman
- Laughlin's Tears, by Captain George Ross
- One Lucky Fellow, by Major Robert McKee

Special thanks to: Ed Abdallah, "Andy" Anderson, Jim Armit, Tom Brown, Bob Carpenter, Bob Gray, Rocky Goach, John Kelly, Joseph Laughlin, Neil Lusk, Chuck Mann, Martin Maghin, Bob Noble, Damon Rice, Al Superczynski, and Tom Young.

Suggested Kits:

- 1:48: Monogram P-47D Thunderbolt Academy / Minicraft P-47D, Hasegawa P-47D-30
- 1:72: Hasegawa P-47D (Soviet) and Bobbing

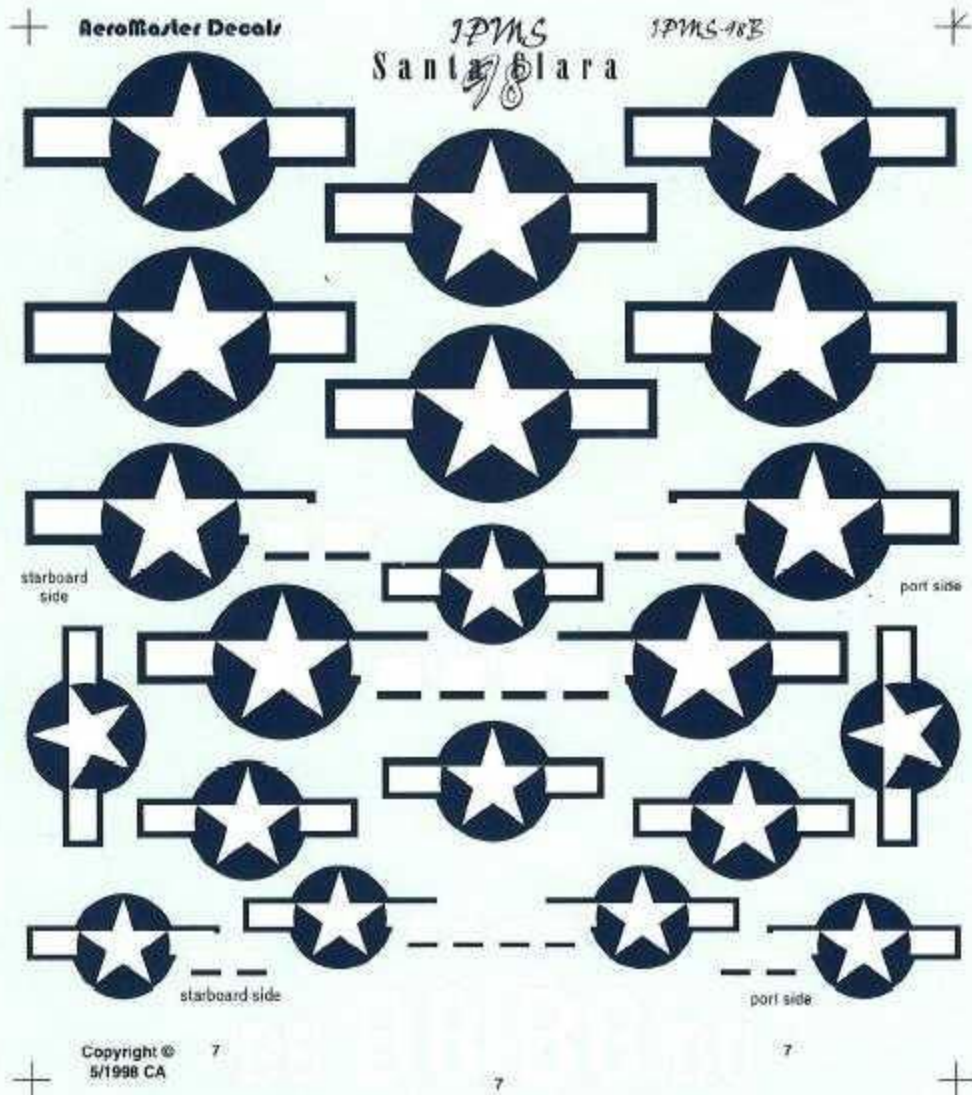
| AeroMaster | Part Number | Scale | Material |
|------------|--------------|-------|----------|
| AM-1 | Black Decal | 1:48 | Red |
| AM-2 | White Decal | 1:48 | Red |
| AM-3 | Yellow Decal | 1:48 | Green |
| AM-4 | Blue Decal | 1:48 | Green |
| AM-5 | White Decal | 1:72 | Green |
| AM-6 | White Decal | 1:72 | Green |
| AM-7 | White Decal | 1:72 | Green |
| AM-8 | White Decal | 1:72 | Green |

| AeroMaster | Part Number | Scale | Material |
|------------|--------------|-------|----------|
| AM-9 | Black Decal | 1:48 | Red |
| AM-10 | White Decal | 1:48 | Red |
| AM-11 | Yellow Decal | 1:48 | Green |
| AM-12 | Blue Decal | 1:48 | Green |
| AM-13 | White Decal | 1:72 | Green |
| AM-14 | White Decal | 1:72 | Green |
| AM-15 | White Decal | 1:72 | Green |

If you have suggestions for future subject matter, AeroMaster would like to hear from you. Our goal is to provide high quality, well researched decals of unusual and interesting subjects. We value our customers' input, so if you have specific suggestions or photographs of unusual subject matter which you would be willing to share, please contact:

AeroMaster Decals
3615 NW 20th Ave • Miami, Florida 33142 • USA

IPMS-08



AND THERE YOU HAVE IT, ALL THAT ENDED UP “in the bag”
WAAAAAAAY BACK IN THE LAST CENTURY at the 1998 Nats



COMING UP

The Hornets Nest Night Friday In **OCTOBER 14 2022**

REMINDER – Al Gerace has generously offered us the use of Hobbies Unlimited shop space After Hours to hold our meeting! Treasurer/VP Dave Parks has generously been willing to provide the chairs and transport to/from of these, as well as be in charge of attendance and access for the meeting at the Hobby Shop. Be Respectful of all that

“ WOW AGAIN WE MADE IT. ”

AND WHO KNEW EDITOR WOULD SNEAK OUT ANOTHER BUZZ

PLUS IN A FUTURE NEXT EDITION

WE FINALLY AGAIN RETURN TO CONTINUING A LOOK IN DETAIL AT FREE HORNETS

WAAAAAAYYYYYYY

BACK WHEN



And possibly, some mention in more detail of FREE HORNETS TRICITY 14 event occurrence...

- Mick Burton, madman at large – DAZE61283@mypacks.net

(sole fool responsible for bad content or rude comment here)

“ Come for the models Stay for the Sarcasm “