

AN UNAUTHORIZED (mostly due to unnecessary, also because I said so being I'm the Author) PUBLICATION

The BUZZ – of The Fremont Hornets V.1

Issue 75

Sept 23 2017



Somehow managing to wing it for now over **40** years...

Welcome

IN THIS ISSUE – You will find: (basically in the listed order, tho a stream of consciousness device)

A FIRST LOOK AT SOME STATS for TC-13 Contest and Show (In the latest BUZZ editorial page)

A GOOD SOLID LOOK OVER of THE SEPTEMBER HORNETS NEST NIGHT BEFORE RENO SHOW

PLUS a completed in depth Look Back at the 1992 Free Hornets

ALL INSIDE THIS, THE ISSUE THAT WAS MEANT TO JUST PRECEDE TC-13 EVENT, NOW FIRST Post Mortem


Reminder : <http://fremonthornets.yolasite.com/> Just three little pages.

Not a lot to dig through , + Events Calendar web page 3, ALWAYS

THE **Latest** BUZZ (as of September 23 2017 evening)

(a Short Take On Present Buzz) by Mick Burton, Buzz Editor (& Hornets Treasurer a Deux, Current Contest Director for 2016/17 season)

YES! Now # 76 In case you are a new reader, the Issue number is off by one always, since # 0 was outset of this lark. That clarified or muddied, let's get to some actual important business!



“ MORE IN WIN COLUMN for FREE HORNETS FOLK ”

A QUICK BRIEFING ON SOME TriCity Classic Thirteen “Australia” HIGH POINTS since was held -

60 entrants

245 entries (more than that in total models on table...by at least 10 percent)

Awards actually nearly on time for ceremony (not much past 4 pm, fini at 10 after 5 PM)

SA21 – Joe Callahan Mem Award “A Stop At Willoughby” – Jim Sigman for his F-86

SA20 – Kenneth Jung Mem Award CD’s Choice – Mark Glidden for “Kondensator Soviet Atomic Cannon”

SA19- Steven A Travis Award for Service to R-9/Hornets – Jack Riggat “Original 40 year Free Hornet”

SA18- John McLane Mem Award of IPMS Monterey Bay- Jack Riggat for his B-25D Desert USAAF

SA2- Junior Best Of Show – Vincent Cheng for his Artilleriewagen

SA1-Best Of Show Senior - Mark Glidden for his Assault Breaker Vehicle

Congrats and Special Thanks to J Priete/K Hsieh (Head Judges) K McClure/B Sakai (Registration Heroes)

F Beltran/M Woolson/G Lee (Raffle Magicians)Kris, Dave & Balderrama Family (for many vital things),

L Orselli (Vendor Champion) W Ferrante & G Plummer (Special Ops Exec for CD), Vlad for pics – mick fini

The Hornets Nest Night Friday **October 13 @ Irvington Locale**

PLANNED TO BE

BUILDFEST and a Minimum of Business PLUS CLUB CONTEST “Airless Airfix ”

The Free Hornets President **REMINDS OF THE AGREED UPON CHOICE HERE** FOR THOSE THAT MISSED THAT PART



2017 Gruppe Build Officially is “The Cat’s Meow”



(anything, anyway, feline or related, any scale, any subject as long as you can claw your way in...)



C’mon, think about it. You didn’t know that you can find something in “your line of work”? Autos? JAGUAR doesn’t give you any rhythm? Fine, then scratchbuild a scale Fender “git”, and yes, I’ve seen a collection of them in the past, so don’t think it’s just a “funny” here. The Aircraft folks can’t miss, but ARMOR has some surprising choices too. French EBRC, yo?! Stay tuned, Captain will have more “prompts”

COMMISSION OPPORTUNITY

YOUR CAPTAIN BURTON is seeking a 2017 Gruppe Build XO (Exec Officer)

Duties include: Reminding others of the project, wrangling them into shape for entry at scheduled events for 2017/2018, being at October 14 USS HORNET EXPO in time to make sure this entry is made in COLLECTIONS CATEGORY, ALL ITEMS go into it!!

Pro: No Pay, No Thanks, No Appreciation, Plenty of Harassment & Grief during year

Con: What the Captain is attempting here, under guise of “delegating important work”

Our President will be glad to review anyone who still hasn’t determined what’s what here, just email at daze61283@mypacks.net with your query...

COLORFUL REMINDERS OF UPCOMING EVENTS

2017 USS Hornet / Silver Wings Model Expo Contest Categories:

- Biplanes, All Scales, All Eras
- Single Engine Prop 1/72 and Smaller
- Single Engine Prop 1/48
- Aircraft 1/32 and Larger, All Eras
- Multi Engine Prop, All Eras, All Scales
- Jets 1/72 and Smaller
- Jets 1/48
- Rotary Wing, All Eras, All Scales
- Military Vehicles, Soft Skin, Wheeled and Track, All Eras, All Scales
- Military Vehicles, Armored, Wheeled, and Semi-Track, All Eras, All Scales
- Military Vehicles, Armored, Fully Tracked, All Eras, All Scales
- Artillery, All Scales, All Eras
- Diorama
- Figures, All Scales, All Eras
- Civilian Vehicles, Stock
- Civilian Vehicles, Custom
- Civilian Vehicles, Competition
- Motorcycles
- Ships, All Scales, All Eras
- Railroad, All Scales, All Eras
- Sci-Fi, Space Fact and Fantasy
- Junior Models, All Scales, All Eras (11-16 yrs)
- Sub Junior Models, All Scales, All Eras (up to 10 yrs)
- Out of the Box, All Scales
- Miscellaneous
- Special Category (Theme)
- Collections
- Civilian Airliners, All Scales, All Eras

SAVE THE DATE!

INAUGURAL MODEL EXPO & OPEN COCKPIT DAY

ABOARD THE USS HORNET SEA, AIR & SPACE MUSEUM

Saturday, October 14th, 2017
10 AM to 4 PM

In Celebration of the U.S. Navy's Birthday, come aboard for an IPMS Sacramento, Silver Wings Sponsored Model Contest, Food, Model Vendors, and Family Fun!

For more info, please contact Kimberlee at Outreach@uss-hornet.org or Joe (IPMS 17470) at JMH3GUY@hotmail.com



SATURDAY OCTOBER 28

Antelope Valley Group's 21st DESERT CLASSIC in LANCASTER
THEME WILL BE "The Psychedelic Sixties"

Hornets Digging In For Doing September Right: A look back at Nest

For President , A Challenge in Presenting Business Portion with Membership So Heartily Engaged, Hate to Break Focus



Text/Photos: Mick Burton

Above, a look at how extremely busy September 2017 Free Hornets Nest was on night before the Reno High Rollers 18th High Desert Classic and 9 Days away 'til our TC-13

President Burton having arrived fairly early this time due to having day off so could sojourn through magnificent Milpitas for a scheduled pickup of several key awards for the upcoming event, helped set up room with other “earlyies” . Then selfishly, he had a big helping of “ just enjoying the party ” for next hour and 15, only doing the business of collecting room dues as Treasurer...



Before resuming post as President, so broke the mood and called business meeting to order. Mostly a fruitless effort, as main effort was to remind that Reno HR show was in a few hours, that congrats were due to IPMS USA President



Re-Elect Ron Bell for his success with long hard effort to get "Club Fed" (IPMS USA) into 21st Century with amendment that basically rewrote entire Constitution. All that was good.

Lastly, a reminder that in little more than a week, Free Hornets TriCity 13 was to be set into motion despite the latest attempt by petty bureaucrats at the event site to derail things, again.

Pleasingly, within a short while, members present managed to steer the President off business, and he resumed relaxing in front of room. After a few rounds of raffle tick sales had passed, Burton decided to get as much "Model Talk" underway as could be in time remaining. As seen at right, there's a few on table to discuss. Herewith then...





Burton's review of some of the TC-13 Special Award pieces on the table, from the upper left: SA19 SAT Service Award (Sponsor Mirandco), SA17 Best Ship or Spaceship (Sponsor Kent McClure) SA21 "Willoughby" for J Callahan , SA11 "Lightning", SA12 "Tasmanian Titan", all sponsored by Mick Burton this year. Onto the models to be talked on, with Cliff Kranz leadoff:



Takom's 1/35th scale V-2 finished in yellow/black scheme for post WW2 version as used by the USA in White Sands testing. White/black V-2 in 1/72nd is also White Sands vehicle by Cliff His Czech Skoda PA-II in 1/35th from Takom proved a hit, too





Cliff has just completed two more lovely 1/72nd scale Piasecki HUP “Retrievers” from newer release kit (not the fiendish Mach 2 molding this Editor and he have managed to build in past, despite the molding...).

The USN Navy in Gloss Dark Sea Blue is HUP-2 with finlets on the rear, the chrome yellow is a USMC HUP-3 Rescue Bird . Cliff noted when asked by a member, that no, the engine detail was not provided in kit, so he worked it up from another source.





Gabriel Lee has nearly finished this “civilian” MiG-17 for the TriCity Thirteen coming up, and he is still quite pleased with the kit and results.

This Editor, having seen the real deal at Reno National Championship Air Races event, is eagerly awaiting seeing this finished for that aforementioned TriCity, as he is a major fan of MiG-17s, Reno NCAR, Director of TC-13 and a believer in “Stoli” (for purely medicinal applications, like countering the onset of post model meeting or post model event darkness...)



Joining Gabriel on the Model Talk Table was David Parks with great

1/72nd scale Stalin JS-3 Soviet Heavy MBT.



I didn't note what kit this was. I did record he made, installed all those characteristic handles of which real deal displays prominently around the flattened round turret !

Next page, see how he displayed this so well ☺





The low slung deadly purposeful heavy main battle tank mission silhouette of the JS-3 is well captured by Dave, no?



Right beside Gabriel, Cliff and Dave was this fleet by Jordan Li. Mission here was to make sure one time at least – *Two F5Es* !



As in, here he would have two Chinese Air Force (Taiwan) F-5Es together BUT NOT in an easily realized/first thought of as pairing.

Namely due to one being Northrop F-5E you see below. PAGE BELOW, the *OTHER F-5E*, this being one Lockheed Lightning recce.

To the left, a F-5B “Bomb Truck” as they are used by Taiwanese AF, in a manner similar to F-16s and F-15Es of USAF, IDF/AF





This Lightning F-5E of course, is the one Jordan started out as Academy P-38. Then grafted on DML F-5E nose he obtained from Mick Burton, deal being he'd complete it soon . He fulfilled that and then some. This F-5E had the West's first look at the Soviet MiG-15, and was only one of two on that recce mission to return with the goods. Other was lost on return leg ...

Jordan's definitely a Free Hornet, his FAV F-16XL here is from another Mick Burton sourcing (Jordan had been seeking one at less than arm & leg financing, his articles are appreciated so it was worthwhile supplying). He arranged to match Gabriel Lee in the business of "whiffing" and spiffing up our opinions of Latin American Air Forces as subjects, mission accompli!





Peter Long and our dear Al Gerace of Hobbies Unlimited again came through with three fine raffle offerings to vvy for.


President has two already of this grand Roden NC-123K and yet he had to buy tickets to try to win this one too !

Chris Bucholtz wanted it too and went for tickets, Jim Priete ended up winning it (which converted it into “credit fodder”) alas. Bob Meyers swept off with the M10 later, I didn’t recall who won the Tiffie TF 10.



Not a raffle item but very cool to Editor was this Haynes for the Thunderbirds Agent’s TM

I believe Cliff Kranz had this, but we’ll find out someday. Okay, have to wrap up now.



Mick Burton, madman at large – DAZE61283@mypacks.net
(sole fool responsible for bad content or rude comment here) “Come for the models Stay for the Sarcasm “

OUR BIG FREE HORNET SURPRISE OF SEPTEMBER

Congratulations to

SEPTEMBER

Model of the Month Winner,

Jordan Li

Mickb-fini





THE TIME MACHINE Of The Free Hornets



LOOKING BACK AT FORTY- *Where's Our HUD, Mr. Roy ? News @ 6*

Yes, 2017 marks the 40th year for charter of IPMS/Fremont Chapter, Region Nine of the International Plastic Modeler's Society, USA aka "The Fremont Hornets" or as President/Editor likes to refer, "Free Hornets". While this Editor hasn't been a member for the entire span, he has been lucky enough to be friends with some who have. Also, known several of the Hornets who will be part of this continuing series on our history.



FOR OUR NINETEENTH INSTALLMENT:

Well you may recall that we HAD NO NEWSLETTER named The HUD (or anything else) FOR first SEVEN MONTHS of 1992, which left us no clue directly from Fremont how things went for "The First Ever (and apparently LAST EVER) East Coast Style Regional Contest". With three clubs involved, it fell mostly upon SJSM to manage to give us some idea how that whole concept ended up, with ONE photograph and a smattering of data to be found in a couple of newsletters.

To recap and also further demonstrate the value of having a club publication for preserving history, here's the "Bottom Line" for the NINECON I as unofficially recorded in '92 SJSM Styrene Sheets:

IPMS Clubs Fremont Hornets, SF-Golden Gate & San Jose Scale Modelers joined forces to stage on SUNDAY April 26, 1992 a Model Show and Competition at the Union City Holiday Inn in Union City. Successfully staged by all verifiable historical evidence, in that at least one SJSMer (Bill Ferrante) had his LS Models 1/72nd scale Dinah take a third in its class as shown in photograph/caption, that several SJSMers were chastised for a lack of showing off after the event in newsletter from then President McDowell, that Rodney Williams for SJSM (but also then a Fremont modeler) reported post event the three clubs only lost 75 dollars apiece when income vs. expenses were finalized.

The true measure of how well this turned out though was to be fact that when plans for first quarter of 1993 were in serious execution mode, SJSM was clearly stating their position that "Although there has been discussion about another 'Bay Area menage a trois' in 1993, NO ONE HAS YET STEPPED FORWARD TO LEAD. If there is a joint affair in April, okay, but SJSM will have a February contest." In other words, since no one was communicating or otherwise SHOWING LEADERSHIP, NO SHOCK we never were to see another "3 Club Regional" repetition. Lesson here ?

THE HUD

a publication of:
IPMS FREMONT HORNETS

Sept 92

August 1992 saw finally a return to a somewhat "regular" letter from the Hornets, but not until this **September 1992** issue was there ANY words on Regional passage. *Note that "Month/Year" seems to still evade Editor Roy*

The Hornets meet on the Second Friday of every month at the address shown on the reverse side. Membership is not required, but being that it's free, is worth every penny. We are dedicated to promoting the enjoyment of plastic model building, or at least talking about it! We are charter members in both the Canadian and U.S.A. branches of the International Plastic Modelers Society. Meetings consist of club business, news, show and tell, videos, raffles, monthly contests and ear-bending. Bring your models, completed or not, we love to see 'em.

DEBRIEF

Make plans to attend this Friday's meeting. This is one you don't want to miss!!! I don't use three exclamation points lightly. Such a display of editorial hysteria is usually reserved for earth-shaking events such as Bill Andrews finishing a model! The triple exclamatory was prompted by the double-whammy of guest speaker **Buzz Birdsong** and the return of **Pizza Night**.

Mr. Birdsong, as you may recall, was the featured speaker at Ninecon last spring. He flew B-17's during WWII, and his crew was the first to complete 25 missions. He went on to fly in the Vietnam conflict and has flown many types including the B-29, B-47, B-58, B-52, F-111 and the Skyraider. He also will be showing some video from his flying days. Those of you who missed his talk at Ninecon (most of us, as we were busy running the contest) will get a second chance Friday night. How many times do you get a second chance in life?

After Mr. Birdsong's presentation, there will be Pizza and sodas served, so bring your appetite. Please try not to make a mess, as we don't want to incur the wrath of the Library (or scarier still, the Librarian), and possibly lose our nice, free room.

We will be having our usual show and tell session, but the raffle may be postponed if time constraints prevent it. Please plan for the meeting to start on time for once...Do you hear that Roy? Oh, thats me...yes, well...I'll be on time. Really!!!

Start giving some thought to what we could do as a follow up to our hugely successful group P-47 project. Thanks to all who completed theirs, and anybody who still intends to build one is encouraged to do so. Maybe the next project we will avoid natural metal schemes. Any ideas?

CHECKIN' SIX

Last months turnout was surprisingly large for a August meeting, with 2 chock-full display tables. Yes, the turnout of chocks was very impressive.

Model of the month went to Bill Dye for his Esci 1/72 Blinder (Russkie supersonic bomber) with a superb natural metal finish. Bill is no stranger to daunting projects.

Greg Guild brought in his video of the IPMS Nationals in Seattle. The format was "video snapshots" set to a cool jazz-fusion soundtrack. Nicely done, Greg.

Dave Shirley announced the firming up of plans to submit a bid package for the IPMS Nationals in 1995. It will probably be a joint effort between our club, San Francisco and San Jose. Our experience with Ninecon 1 shows that we can successfully work together. More as information becomes available...

The topic of elections was brought up at the August meeting. The general lack of response leads me to beleive that Dave and I have your enthusiastic and overwhelming support as your quasi-official, almost-elected leaders until further notice. Either that, or you were all asleep.

Due to banking regulations pertaining to non-profit organizations, we would have to apply as a chapter for said status in order to open an account under the **Fremont Hornets** name. As this is more work than we want to do, and fearing the IRS as every healthy American should, Gary Bentson has kindly agreed to open a separate account in his name to handle our finances. Thanks, Gary.

The contest calender for the rest of 1992 looks rather bleak, with only the bi-annual Sacramento contest in December. Does this mean that we are going to be inundated by contests in the spring and early summer? This hurts attendance of all contests as modelers are overwhelmed and unlikely to show up at them all. Can't all the clubs get together and plan a more sensible schedule? Enough bitching.

NEW KIT NEWS

The release last month of the DML Fokker Triplane has been reported to be very well received. Encouraging sales has DML considering

a whole line of WWI aircraft in 1/48 scale. So says the grapevine. The New DML FW190A-5 special is in the stores now, as is the Hasegawa FW190D-9 in 1/72. The just-released EA-6B Prowler from Monogram is really impressive and big. Also from Morton Grove... the retooled DC-3, also very nice. The much anticipated release of the all-new JU-88A-4 from Italeri is reported to be by the end of the month! I've been waiting for a good JU-88 for a long time. The DML DO-335's are expected next month. Has this has been the year of the Luftwaffe, or what? Again, for new armor and other stuff news, talk to Keith Lew on Friday.

KIT REVIEW

The new 1/72 Hasegawa FW190A-8, FW190A-8 R11 and the newest FW190D-9 are all first class kits and share some common sprues. As such, I will lump them together into one review. The moldings are some of the best I've seen. No flash, mold mismatch, sinkmarks, or ejector pin marks mar these releases. The surface detailing is exquisite, with fine engraved panel lines overall. The outline accuracy is very close to perfection, and the fit is almost too good to be true.

The only improvements you need to make is to scrape or file the port underfuselage area at the rear of the wingroot to improve the fit of the wing. Also, the tailwheel is fully extended, and should be shortened by about 3/64" to correct the sit. The cockpits are a little sparse, but Cooper Details will be releasing a detail set to fill that void next month. (Cleverly disguised plug) Airwaves also has a photoetched set for this kit. Detail fanatics can busy themselves with opening up exhaust ports and adding stubs, and scratchbuilding new wheelwells, as the kit ones are a little shallow and oversimplified.

The D-9 includes the regular and blown canopies. The regular canopy is the same as in the A-8's and is one of the most optically clear canopies I've seen. Unfortunately the same can not be said of the blown hood. Minor imperfections on the inside mar the finish. Some careful sanding with 47 million grit sandpaper and a coat of future should do wonders for it.

The decals are nicely done and appear to be accurate with the exception of the 190D-9 with the red and white striped undersurfaces. The number given is "white 1", which is a bogus scheme. The only three known D-9's had red numbers with white outlines, one being "red 13". There is a beautiful decal sheet for the D-9 from MSAP with 5 colorful schemes. MSAP's next releases will include a sheet for A-8's in 1/72 and 1/48.

At \$14.00 these kits are not cheap, but I strongly feel that they are worth it. They are a pleasure to build and look fantastic when completed. If you plan to build a bunch, you may want to get them from a discount mail-order place, to cut the costs. As you can tell, I like these kits. Now, how about a line of 1/72 Spitfires from Hasegawa...

MODELLING HINTS AND TIPS

Unless you are building a model that will have a high gloss or natural metal finish, don't waste your time sanding down to 2000 grit sandpaper. Anything past 600 grit is a waste of time, as the first coat of paint will fill those tiny imperfections. If you love sanding, on the other hand, knock yourself out!

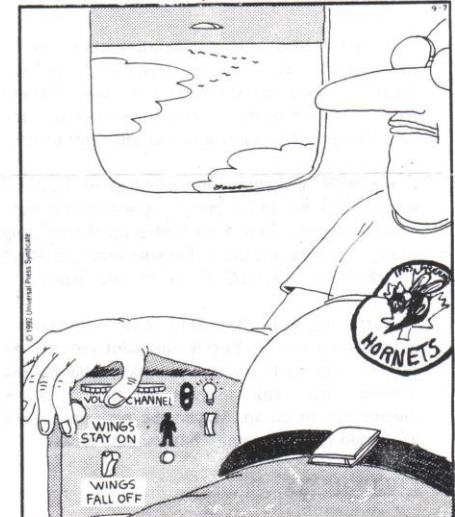
FINAL APPROACH

Once again, it is getting late, and other duties call me. Hope to see you at the meeting. Dave would like me to remind you that we need volunteers for the monthly seminars. If you have something you would like to share, see Dave or I during the break. See you this Friday. Until then...

Happy Modelling!

Roy S.

THE FAR SIDE • Gary Larson



Fumbling for his recline button, Ted unwittingly instigates disaster.

Roy does note here a bit about news of a NATIONALS BID plan ...

THE HUD

Oct 92

a publication of: IPMS FREMONT HORNETS

The Hornets meet on the Second Friday of every month at the address shown on the reverse side. Membership is not required, but being that it's free, is worth every penny. We are dedicated to promoting the enjoyment of plastic model building, or at least talking about it! We are charter members in both the Canadian and U.S.A. branches of the International Plastic Modelers Society. Meetings consist of club business, news, show and tell, videos, raffles, monthly contests and ear-bending. Bring your models, completed or not, we love to see 'em.

DEBRIEF

As you know, if you attended last months meeting, featured speaker **Buzz Birdsong** was not able to attend. He had a serious angina attack earlier, and obviously was unable to attend. Last week he underwent major heart surgery, and regrets he will not be able to appear at Friday's meeting. We all wish him a speedy recovery.

Well, the summer is over, and it's time to dust off those projects and get back to some serious building. Or at least pushing some stuff around on the old workbench, and pawing through your reference materials, and dreaming of projects to come. Ahh!!! The feel of plastic, the smell of paint and glue, the sweet sound of sandpaper on styrene what do you mean "get a life?"

This months meeting will feature part two in our Modelling Seminar Series featuring the lovely and talented **Roy Sutherland** (one man's opinion) discussing the art of detailing cockpits (what else?).

Fans of Luftwaffe aircraft will not want to miss the new season of **Wings** on the Discovery Channel, Wednesday nights at 6 and 9 PM. They are running a 13-part series entitled "Wings of the Luftwaffe". Last weeks installment was on the BF-109. Roy-Bob says Check it out.

I need your help in locating two members. **Cecil Spain** has moved, and left no forwarding address. **Rich Brumm**, through no fault of his own, was misentered in the new roster and the old information was 86'd. Can ya help?

I will be handing out ballots for the new club project on Friday, so try to bring something to write with, to speed the voting process. The object will be to build the kits out of the box (or as close as you can get) and get them done in a reasonable period of time. Get involved!!!

CHECKIN' SIX

Last month's turnout was not as large as has been the norm in the past few months, a surprising

fact in view of the Pizza bash and guest speaker. The pizza feeding-frenzy went well and all 10 "zas" were quickly consumed. Two slices went unclaimed, so they will be raffled off Friday to anyone who missed out. Yum!

"Club Project: The Sequel" was discussed, and suggestions taken for subject matter. Proposed were; Phantoms, Mig-21s, Shermans, F-104s, Me-109Es, Skyhawks, F-86s, and Iskras. Any others?

The usual jam packed model tables yielded many finished and in-progress projects, as follows.

Cliff K.- an impressive battery of four Nike Hercules missiles on a large base.

Jim P.- his major reworking of the old Airfix Hampden w/ full scratch interior
Joe M.- a nice Hasegawa 1/72 Curtiss SOC Seagull. Joe's first biplane...

Doug R.- a 1/48 Sea Fury featuring the Cooper Details set, dropped flaps. In progress work lookin good, this guy's fast!

Gary B.- an almost done Sdkfz 251D engineering vehicle. Another winner, Gary

Joe C.- A tiny 1/72 Polikarpov 153, cute...
Gene P.- first time visitor and future member, we hope, with a pretty 1/48 Zero
Roy S.- the new Hasegawa 190D-9 in 72th in progress, plus a reworked frog DH Hornet and a Heller T-6, both in 1/72

Robin M.- the prolific Mr. M. had two 1/35 in the AFV dept, a DML SA9 Gaskin and a Tamiya M-48A2. When's he sleep?

Jim L.- Model of the month winner with a scratch Hummer in 1/35. Details galore.

Ray W.- three with a USN theme in 1:72, Matchbox Skynight and F4U-4, and a converted Hase F9F-5. Sea blue glossfest.
Bill F.- A *manly scale* Hobbycraft Bf-109B in progress from Mr. 72nd! Blasphemy!!
Bill D.- A very clean Heller Ouragan in 72th. This guy can crank them out!

Dave H.- Dave had 4 works in progress; A Hobbycraft F-89C, an Airfix F-86L conv, and a Hasegawa P-47 and an almost done Hellcat, all to 1/72. Impressive...

Ben P.- A 1/48 Hasegawa P-51D in progress. What, no 109s this month, Ben?

Thanks to Cliff's archiving skills, you can be assured this is Roy's HUD of October 1992. It will be a feature for '92, this inability to include date...

We welcomed first-timer Gene Pasqual to the club. Gene is re-entering the Hobby after a long absence. His interest is WWII fighters in 1/48.

Due to a communications screwup, we wound up with 2 seminars last month. **Dave Shirley** did a how-to on masking and shared a new find in primer he discovered in the Auto parts store. **Gary Bentson** did an informative seminar on washes and drybrushing. Thanks guys. We need a volunteer for November's seminar. How about you? We all learn a lot from these displays, how about sharing something from your bag of tricks? Pretty please?

MISSING MAN FORMATION

Some sad news came my way last week. Carlos Hernandez, a talented builder of 1/48th aircraft from the Sacramento club succumbed to Cancer after a long fight last week. I have sent a card to his wife from the club, but if you knew him personally, you may want to send one yourself. Send to: Paula Hernandez, 8512 Creekmont Way, Sacto, CA 95813.

NEW KIT NEWS


Not a lot of news right now. The DML TA-152H is due this week in 1/72, with their DO-335 touching down next month. Minicraft's FW-190 and Hellcat in 1/72 are in the stores now. Skip the 190, it really bites, but the 'cat looks good. Still no sign of the Italeri JU-88! Ask me about Monogram...

KIT REVIEW

I can almost hear you moaning "not another FW-190 review!". Yes, its back, and more boring than before. This deals with the new DML 1/48 release of the FW-190A-5 "special".

This is basically a reissue of the Trimaster A-8, one of the best 48th kits ever produced, with a couple of new sprues of parts. One to replace the white metal parts found in the Trimaster release, and the other with parts specific to the A-5, namely Tropical and special intakes, twin 20mm gunpacks, and the earlier MG17 upper cowl. A new decal sheet for two a/c is also included. Unfortunately, DML dropped the ball on this release.

The upper cowl is basically correct in shape but the gun breech blisters are way too small. The Twin gunpacks are a little off in shape, the undercut to clear the flaps being missing (see diagram). Also misshapen are the special intakes, which should not taper at the



front lip. They should look like open coffee cans. Fortunately, none of these problems are too difficult to fix. Don't get me wrong, this is a very worthwhile kit of an important variant.


The box art is a stunning rendition of Hermann Graff's colorful mount by Koike Shigeo. The kit decals are well done for this bird, the research seems correct. The alternate scheme, "black 13", however, is full of errors. It did not have special intakes, it had inner gear doors and early style wheels (not supplied), no outer wing-mounted guns, and to top it all off, the markings are all bugged up. MSAP will be releasing the correct markings for this aircraft in about six weeks, with markings for 3 or 4 more A-5s on a new 1/48th sheet. Happy Happy!! Joy Joy!!

FINAL APPROACH

See you at Fridays meeting, where I promise to keep the talk of FW-190s to a bare minimum. If anyone would like to submit a handwritten or typed kit review of any kind, I would greatly appreciate it. Otherwise, there is always the DML TA-152H to review.... That's not a threat, that's a promise!!!

Happy Modelling!!

Roy S.



How to be Politically correct #1
this is an AFV GOOD
this is a TANK FAIR
this is a CREEPY-CRAWLY POOR
this is a TARGET NO! BAD!!

Pages of HUD now have reached 3 total with this issue! See next one-

Calvin and Hobbes □ Bill Watterson



NO HUD of the “ Early Sutherland Period ” would be an authentic one without his signature Calvin/Hobbes clip ☺

As I headlined this installment seemingly cryptically, now it can be better illustrated by these two HUD issues shown

“ *Where’s Our HUD, Mr Roy? News @ 6* ” is real simple:

Roy identifies himself as the now incoming Editor of our Club newsletter named the HUD. Takeover 6 months past last issue coming from Bill Andrews while noting that first effort was put out as a favor by Joe Manibusan since Roy was busy with Nationals attendance. The “trick six” News bit was that when Roy first actually publishes, pretty much now at 6 months since the “Regional” he set into motion took place, any first news of that event appears in a HUD.

In these first issues now just shown we’ll quickly review:

Roy points out September meeting was to have a Guest Speaker Buzz Birdsong (whom apparently was featured at the NINECON 1, first news of that being found here since) Also that at August meeting, elections were spoken of but “ quasi official, almost elected “ officers Roy Sutherland & Dave Shirley to lead until further notice seemed okay. Same meeting we learn that plans for “ 3 club IPMS USA ’95 Nationals bid “ was being firmed up, Dave Shirley was then flight leader. The three clubs involved in this effort? Oh of course. The “Ninecons”; Fremont, SF, San Jose and more info would become available we’re promised. Lastly Roy’s filled out the September issue with his signature FW-190 passions.

Next issue, an expression of surprise that September meet was less crowded than Editor Roy expected especially in view of announced Guest Speaker and Pizza night. Then it is revealed that the Speaker didn’t make it after all. Next a mention of “ Group Build Ideas” which will be decided in future. Remember “Skyhawks” now are on list. Of course,

IPMS FREMONT HORNETS



next meeting:
This Friday - October 9th, 1992
7:30 -10:30

location:
Fremont Centreville Library
Behind Brookvale Shopping Center
3801 Nicolet Ave. Off Fremont Blvd.
Fremont, CA



IPMS FREMONT HORNETS
ROY SUTHERLAND
4308 HOLT STREET
UNION CITY, CA 94587



Cliff Kranz
3616 Hoover St.
Redwood City CA 94063

more FW-190 passion is primary focus of this issue, and Roy promises that next meeting would perhaps have a little less. Let’s go ahead and see...

November 1992 shows no sign yet Editor found means to actually time stamp, so be glad Cliff K wrote with pen on his issue. This HUD has LOT in it, as ELECTIONS held. *The Skyhawks won.* Wasn't referring to E board!

Nov 92

THE HUD

a publication of:
IPMS FREMONT HORNETS

The Hornets meet on the Second Friday of every month at the address shown on the reverse side. Membership is not required, but being that it's free, is worth every penny. We are dedicated to promoting the enjoyment of plastic model building, or at least talking about it! We are charter members in both the Canadian and U.S.A. branches of the International Plastic Modelers Society. Meetings consist of club business, news, show and tell, videos, raffles, monthly contests and ear-bending. Bring your models, completed or not, we love to see 'em.

DEBRIEF

Another month has come and gone as we blaze through the fall on a collision course with the dreaded holidays. Started your shopping yet? Me neither... Autumn is great. The weather turns cold, and you can hole up in your modelling room, and ignore all those household chores that really should be done before winter (such as it is here in California) sets in.

News from Pat Sharpe on the condition of our guest speaker, Buzz Birdsong, is that he is progressing well after his surgery, and is looking forward to making his presentation as soon as he is better. We wish him a speedy recovery.

This month's seminar on natural metal finishes by member Bill Dye has been postponed till December's meeting, as business takes him out of town. He sends his regrets, but I'm afraid that's just not good enough, Bill...

Been watching Wings? If not, you're missing some incredible original footage of Luftwaffe aircraft, including some real oddball stuff. Wednesday nights on the Discovery channel at 6 and 9 PM.

Dave has finally received the packet of information on hosting the Nationals from the E-Board of the IPMS. It is quite a package, and more than a nights reading. Dave will discuss this further at the meeting. We have to get rolling, if we really plan to do this.

Also included as an extra free bonus in this month's Hud, is a welcome report from our previous leader, Bill Andrews. Is this a great country, or what? OH NO!!! I'm getting carried away with the function keys!!! It's passing... I'll be okay now. My apologies.

Still looking for new addresses for members Cecl Spain and Rich Brumm. Can you help?

CHECKIN' SIX

The elections are over, and the back-stabbing, mudslinging, backroom deal making and payoffs are finally behind us. And all that, just for a stupid club project! If you missed the last meeting, the winner, after a tie breaking second vote was... (drum roll please) the A-4 Skyhawk in 1/72 (wimp) scale. Over 20

people expressed an interest in participating. More discussion to follow.

The superdetailing seminar to be put on by Roy Sutherland (me) was preempted by a sanding and grinding seminar by same, as he was unable to squeeze in the time to adequately prepare. But we forgive him (me), don't we?

Dave S. showed a couple of new books he had just purchased, New kit news was discussed, as was the warbirds restoration scene. The total destruction of Kermit Week's Museum, and all but two of its vintage aircraft, by Hurricane Andrew, came as a shock. His collection of airworthy aircraft included a B-17, P-51Ds, T-6 Texans and a host of other rare and one-of-a-kind aircraft. A tragic loss, but still, a hell of a place to put an air museum.

Model turnout was, as usual, very good. Here is how it looked:

Dave S. - An in-progress F-86H from Ventura, a manly scale Falcon Re-2005 vac in the early stages.

Dave H. - An Italeri EB-57B with a DB conversion kit in the works, more 1/72 Hellcats, 1 Hasegawa and 1 Minicraft Ben P. - A total rework of the 48th Monogram P-38 with scratch interior (looking good), and a DiviL 1/48 Fw-190A-5. This man is prolific.

Mike O. - A 1/72 Italeri C-130 in progress. Not a small kit, even in 1/72.

Ray W. - Hasegawa's 1/72 scale F-18 in CAG mkgs, and a 72nd Fujimi F-4B. Nice.

Robin M. - A TI-67 (right?) with Verlinden barrel and extra detail. Super paint job.

Jim L. - Surprise! 3 Hummers in 1/35 scale. All scratchbuilt and very detailed.

Roy S. - Two old ones, an Me-410 and a Heller Tempest V. Also more progress on the 190's in 1/72, an A-5 and a D.

Brian S. - Model of the Month winner with an superb Hetzer in 1/76. Great paint job.

Bill F. - Showed his now completed 1/48 Hobbycraft Bf-109B. Very pretty.

Toby G. - An in progress Hasegawa Yak-9 in 1/72 with much extra cockpit detail.

NEW KIT NEWS

The Chicago toy Fair took place last week, and the news has started to roll in. I will bring you up to date at the meeting. At long last, the Italeri Ju-88 is starting to filter into the states. I have a copy, and it's mostly good news. The Minicraft B-50 is finally out, should hit shops this week. The Hobbycraft Vampires are here and Dave Hansen reports its not good news. New MSAP decals out soon, I will bring pre-release sheets on Friday.

ADDENDUM

As an update to last months review of the DML Fw190A-5, the following additional corrections need to be made to correctly represent Graf's aircraft. Inner gear doors, early style wheels and Mg FF cannons and bulges need to be added. All parts are available in Medallion Models' Fw190A-4 conversion, available through Aero Research.

LIFESTYLE CHOICES

Member Dave H. announced at last month's meeting that from now on, he wishes to be known as... "The Velvet Mongoose." I feel that this is a good time to remind all members that we do not discriminate on the grounds of race, color, creed, national origin, sex, fabric, or species. Congrats, Dave! We stand behind you... way behind you.

KIT REVIEW

**MINICRAFT F6F-3/5 HELLCAT,
KIT NO. 2121, 1/72 SCALE. \$7.00**

Many years ago, shortly after the earth cooled, Minicraft announced a series of WWII pacific war aircraft. Well, the Hellcat has finally arrived. Compared to the bloated F4F and TBF, the kit's a jewel. Comparing the kit parts to Squadrons U.S. NAVY CARRIER FIGHTERS OF WWII, the kit scales perfectly in wingspan, and very close in length. The only glaring error is in the profile of the vertical fin, which companies seen to have a lot of trouble with. It is easily corrected with some sheet styrene, crazy glue, and a flexi-file.

Consisting of around 40 parts, the kit is obviously a clone of the Hasegawa F6F-3/5, but with some very important differences. The surface detail is all recessed. (Happy-Happy! Joy-Joy!), and the wings are split across the mean aerodynamic chord line. This makes it a lot easier to reposition ailerons, flaps, and rudder (Hint Hint - Double clue!). In addition, you get some side console detail that gets glued to the sidewalls. Personally, I would recommend replacing this with sheet styrene strip, bar stock, and wire. Or, you could use the excellent Eduard photoetched cockpit detail set available from Squadron. The kit instrument panel is represented by applying a decal to an otherwise flat board. This results in a rather convincing representation of the real thing-NOT!!

This kit, like all others, has good points and bad points. On the plus side, the engine and airscrew are very cleanly molded, and the sliding portion of the canopy is separate from the windscreen. An interesting addition to the kit are tiny lights on the clear sprue meant to be added after painting the model. The tailhook is also a separate piece. You also get some rockets to hang under the wings for the -5 version, and they are quite useable. Remember that late -5's had metal covering on the flap undersides, so check your references carefully.

On the minus side, the trailing edges are a bit thick, and the fabric ribbing on the control surfaces is a little too pronounced. The canopy is a bit thick, and is best replaced by a vacuformed one. There are several raised rivets on the forward fuselage and tail. These are Dzus fasteners and should actually be slightly recessed (oops!). Detail in the wheel wells is minimal to say the least. The sway braces on the drop tank are overscale and should be replaced. Finally, the wing/fuselage saddle should be filed down a bit to improve the fit in this area. In all fairness, it should be pointed out that all these things are rather easily corrected by the average modeler, with the possible exception of the wheel wells.

Overall, for seven bucks, this is a pretty nice kit, especially when compared to the Wildcat and Avenger from Hell. Given that the Hasegawa kit is now over ten dollars, it would be interesting to see how well this kit sells. Overall, a totally log kind of kit and highly recommended!

The Velvet Mongoose
a.k.a. Dave Hansen

FINAL APPROACH

Gotta run. See ya'all at the meeting this Friday. Thanks to Dave H. for the review, and having a good sense of humor. You do have a good sense of humor don't you? Dave?? Anyone who wants to write a kit review has my gratitude. Until then...

Happy Modelling!

Roy S.



How to be Politically Correct #2
this aircraft is... uh, FUNCTIONAL GOOD
this aircraft is BUTT UGLY FAIR
this aircraft is just BRITISH POOR

November 1992 AGAIN yes. BILL ANDREWS returns ! SON OF THE HUD indeed. Did I not tell you November HUD had a lot in it ?? Here tis:

Son of THE HUD
View From the Valley

News and opinions from a former Hornet president
currently in exile at a remote central valley location.....

The opinions expressed by the author of Son of Hud may not necessarily reflect those held by the officers of IPMS Fremont and may have been unduly influenced by extreme valley temperatures or chemicals sprayed from low flying agricultural aircraft. But here it is anyways.....

Hello, Hornets!! Just thought I'd add a word or two to the newsletter and brief you on some of the modeling activity occurring here in the outback. As the sweitering sun subsides, throngs of Riverbank modelers (OK, so ONE isn't exactly a throng) seek out those plastic kits which have been stored in a place colder than a 100+ degree garage and not suffered extensive warpage. Once that task is accomplished, we clear the work bench, stock up on all the latest COOPER DETAIL products, and prepare for hobby hibernation and intense periods of fall and winter modeling!

A person possessed by these deviant traits is also compelled to occasionally interact with other creatures exhibiting similar aberrant and compulsive behavior. The result? An infusion of desire and motivation which can only climax with a single possible result! The Completion of a Model Project!!

And towards this end.....
On Sunday, Oct. 11, a new IPMS group held its first meeting. This new chapter (forming) will be called IPMS Castle and the first meeting was held at the Castle Air Force Base Museum. Dennis Bruno and

Geoffrey Murphy are the driving force behind the new chapter and they certainly will fill a void in the area. There were 13 modelers present during the inaugural meeting. Persons attending were from the Merced/Atwater area, a large percentage of the Riverbank modeling populace, (me) as well as members of the Stockton Tomcats travelling south from Modesto, Manteca and Stockton. It was an enjoyable event with discussion centered on modeling in general, getting the new chapter flying, a show and tell session, raffle, and general gab session. And what great atmosphere for a meeting! It had been quite a while since I had visited Castle, and I'd really forgotten what a great museum they have put together. I plan on arriving a little earlier next time and catch up on some of the more recent A/C put on display.

The next IPMS Castle Meeting is scheduled for 1 PM on Sunday, Nov. 8. Once the club is airborne, there may be plans in the works for a contest in conjunction with another chapter, perhaps the Stockton Tomcats.

Model Crime Update

Oakland, Calif. As some of you may be aware, I have been in law enforcement in the City of Oakland for more than twenty years. (Don't applaud, form a pool and send more ammo!) On the following page you will be come shockingly aware of the desperate times in which we live. Be ever vigilant and take what ever measures you can to protect your most vital asset in these dark times..... The Completed Model!!!!
Only you can prevent model terrorism!

See yaa'll soon.

Bill Andrews
Ipms Fremont, Castle, and points north and south.....

HERE IS NEWS of a NEW CHAPTER IN REGION 9 of which some of you may recall : IPMS – Castle. As in that notable Central Valley CA SAC Base, where now a museum has been born. Riverbank CA set a new record high with the 100 PERCENT PARTICIPATION OF THEIR MODELERS (thanks Bill !) along with some familiar names of the Fresno, Merced and Atwater modelers who had existing clubs.

Bill here also helpfully outlines the signal traits of The Now Revealed Riverbank Modeler, and how one possessed by the “deviant traits” may in fact seek out others of similar aberrant, compulsive behavior. Can you see Bill’s evidence of being an enforcement officer in his past? By this I meant HUD Editor, not his other work at this time in life, as in Law Enforcement.

Speaking of Air Museums, Model Clubs, Law Enforcement and Bill Andrews PLUS of course OUR FREMONT HUD, why, look left and SEE ALL IN ONE SINGLE COLLECT !

Well, okay, in the semi coherent and rambling manner of this series, Editor today speaks ahead of that a bit. Museum will be more obviously in collection with refer to next page. My bad.

That is still correct though, Bill has included in this Son Of HUD an actual “true crime “ tidbit that even today may have interest for you in audience.

NEXT page LEFT will be the last page of “Son Of HUD” and evidence of a real crime against real scale modelers & museum

ON THE RIGHT NEXT Page – EVIDENCE I wasn't kidding about Editor (and then “Quasi Prez”) Roy Sutherland's madness for FW-190 in every chance to include...a possible true crime!

MODELER CRIME ALERT !!!

Don't let this happen to you! In these recessionary times, thieves will go to any extreme to steal completed models and sell them for a huge profit on the black market. As most of you know, legions of underground collectors seek these prized plastic trophies, and will stop at NOTHING to get them. As you can see from the report below, you must take steps to protect yourself from these bandits. One note however which may ease the minds of some of you. If you build armor, you have nothing to worry about because no one would bother to cross the street to rip off one of them things!
 If you would like further information on model aircraft security techniques for the 90's send \$10 to Bill Andrews, Riverbank, Ca.....
 Don't Delay!!!!!!

CRIME REPORT
OAKLAND POLICE DEPARTMENT
 536-251 (2/91)

1. ASSIGN TO		RD NO. 92-69	
2. REPORTING AGENCY	BEAT 29	INCIDENT NO. 1078	NO. PERSONS ARRESTED 0
PERSON 1: <input checked="" type="checkbox"/> COMPLAINT <input type="checkbox"/> BUSINESS			
3. LAST NAME WESTERN AEROSPACE MUSEUM		FIRST	MIDDLE
4. HOME ADDRESS 8260 BOEING ST.		CITY	ZIP
5. CRIME: COMMON NAME BURGLARY		SECTION 459 PE	CODE
6. LOCATION 8260 BOEING		7. SUSPECT NAME	

8. NARRATIVE - LIST ADDITIONAL PERSONS, CHARGES, SUSPECTS, VEHICLES, ITEMIZE LOSS, GIVE ITEM VALUES AND TOTAL LOSS VALUE, EVIDENCE, ITEMIZE, WHERE FOUND, BY WHOM, DISPOSITION, SUMMARIZE DETAILS OF THE INCIDENT IN A...
LOSS: 1. (50+) MODEL AIRCRAFT HAND MADE MILITARY AND CIVILIAN SEA PLANES.

This Report Reviewed **VALUE CAN NOT BE DETERMINED**
 By: **J. Mari 6783CA**

Summy:
 AT APPROX 100 HRS I WAS DISP TO INVESTIGATE A REPORT OF A BURGLARY AT THE WESTERN AEROSPACE MUSEUM. UPON ARRIVAL I CONTACTED THE R/P, MOSER WHO ADVISED ME THAT THE MUSEUM HAD BEEN BURGLARIED MOSER STATED THAT OVER FIFTY MODEL AIRCRAFT HAD BEEN STOLEN FROM THE DISPLAY CASES.

MASCO

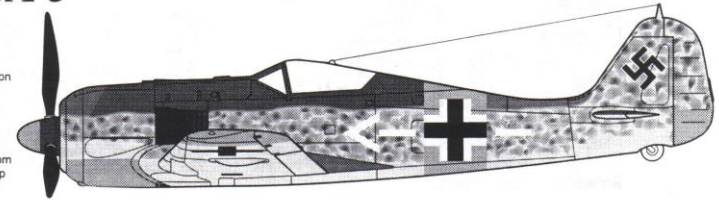
That wraps up SON OF HUD but then next page of November 1992 HUD was this freakish appearance, in that how anyone would think Editor Roy would have anything about FW-190s in his newsletter ...?

While Bill does make a tongue in cheek pitch for funds to help solve security issues for modelers, he did in fact include this as a reality check: a crime report for a real crime perpetrated against Western Air Museum at Oakland Airport, with OVER FIFTY BUILT MODEL AIRCRAFT being stolen from display cases. Some folks will go to an extreme to have "finished models" to show, one might say.

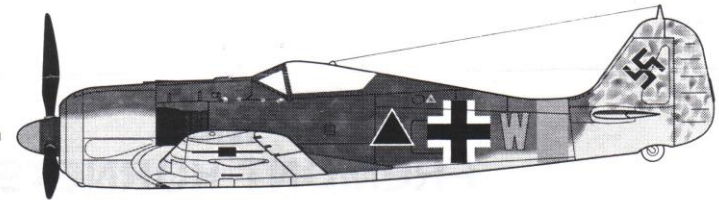
Focke Wulf
FW 190A-5

MINISTRY of SMALL AIRCRAFT PRODUCTION

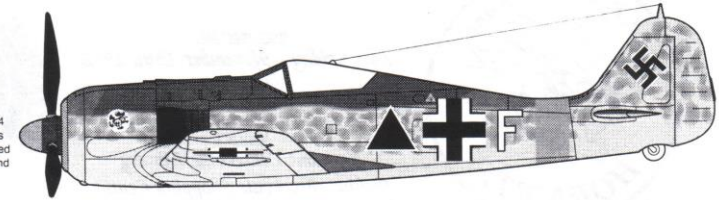
FW 190A-5 of an unidentified unit on the Eastern front. Finish is Grey-Green 74 and Grey-Violet 75 uppersurfaces with Light Blue 76 undersurfaces and sides. The fuselage sides have been heavily dappled with the darker grey. Bottom of rudder, underside of the nose, tip of the spinner, fuselage band, and wingtips (approx. 1m) are yellow.



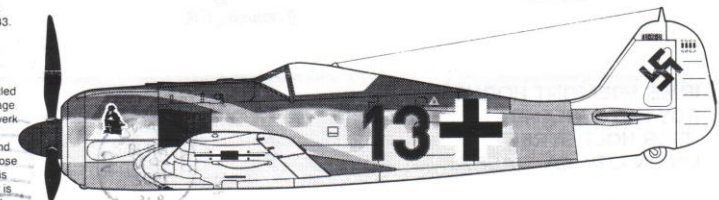
FW 190A-5 of Sch.G 1, Russia 1943. On this aircraft the upper-surface colours of Gray-Green 74 and Gray-Violet 75 are carried well down the fuselage sides, with the exception of the nose area. Undersurfaces are Light Blue 76. Fuselage band is yellow, as is the spinner nose.



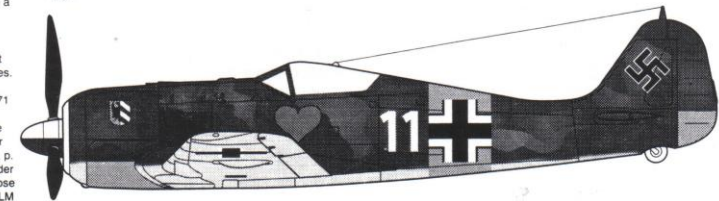
FW 190A-5 of I/Sch.G 1, Russia 1943. The aircraft uppersurfaces are camouflaged in Gray-Green 74 and Gray-Violet 75. Undersurfaces and sides are Light Blue 76, mottled with the darker grey. Fuselage band is yellow, as is the spinner nose, and armoured cowling ring.



FW 190A-5/U-12, 410266, of Obitt. Erich Hondt, 2/JG 11, October 1943. Aircraft is finished in standard scheme of RLM 74 and 75 uppersurfaces with 76 sides and undersurfaces (including the uic doors). The fuselage sides are lightly mottled with the darker grey. The aft fuselage and vertical tail is white, with the work number on a patch of grey background. The fuselage band and stripes (constant width) atop the nose and down the sides are yellow as is the bottom of the cowling. Spinner is black/green 70. (Note-This aircraft has the small inboard undercarriage doors. These parts are included in a resin conversion kit produced by Medalion Models.)



FW 190A-5 of JG 54 in one of that unit's unusual camouflage schemes. The machine appears to have an uppersurface pattern of RLM 70, 71 and a lighter colour half way between 71 and 02, with light blue 76 undersurfaces. (Refer to colour photo in Luftwaffe Painting Guide, p. 48) The fuselage band, lower rudder and lower nose are yellow. The nose ring is white, and the spinner is RLM 70 with a quarter white segment.



LAST PAGE OF NOVEMBER 1992 HUD I PROMISE !

Another great "modeler's true life" in cartoon form thanks to another Bill (Watterson) courtesy of Roy



PLUS LOOK, MA!

NO MORE FOCKE WULF REFS from here on until...

IPMS FREMONT HORNETS



next meeting:
This Friday - November 13th, 1992
7:30 -10:30

location:
Fremont Centreville Library
Behind Brookvale Shopping Center
3801 Nicolet Ave. Off Fremont Blvd.
Fremont, CA



IPMS FREMONT HORNETS
ROY SUTHERLAND
4308 HOLT STREET
UNION CITY, CA 94587



Cliff Kranz
3616 Hoover St.
Redwood City CA 94063

Roy Sutherland's first Holiday HUD edition, the gift being NO FW appearances anywhere, and a secret message in the Personals (really!)

THE HUD

a publication of:
IPMS FREMONT HORNETS

The Hornets meet on the Second Friday of every month at the address shown on the reverse side. Membership is not required, but being that it's free, is worth every penny. We are dedicated to promoting the enjoyment of plastic model building, or at least talking about it! We are charter members in both the Canadian and U.S.A. branches of the International Plastic Modelers Society. Meetings consist of club business, news, show and tell, videos, raffles, monthly contests and ear-bending. Bring your models, completed or not, we love to see 'em.

DEBRIEF

Ho Ho Ho Ho Holy Underwear, Batman!! There's only 13 shopping days till Christmas! Even worse, there's only 2 modelling days until the Sacramento contest!! Who's idea was it to have a contest so close to a traumatic national holiday? Not that I won't be there. It's been 5 months since I've been to a contest, and I'm getting withdrawal symptoms. Are you planning to attend? The way it looks, it may be quite a while until the next contest. If you need information on the Contest, there will be a flyer on the front desk.

This month's get-together will feature free food and drink to help you get into the Holiday spirit. It won't be dinner, more like coffee and doughnuts. That ought to bring in Bill Andrews (a cheap joke referring to Bill's law enforcement vocation). Humor on the edge, that's what you get from me. The next **Hud** will most likely be hastily scribbled on Alameda County Correctional Dept. stationery, as I try to avoid the amorous advances of Bruno, my cellmate.

Bill Dye is back, and says his demo on natural metal finishes is ready. This should be a great one. Bill is an experienced builder, and his natural metal finishes are nothing short of spectacular. Save a space for me in the front row!

If you are a model of the month winner for the months of January through July of 1992, could you please note the month on your plaque, and let me know during the meeting, as I would like to publish the winners for 1992 in next months **Hud**. I need the scale, type and manufacturer, and, of course, your name.

We also still need volunteers for seminars for future meetings. Here's a chance to show your stuff. It doesn't necessarily have to be on modelling techniques. Got a subject you know well? You could review all the Sherman or Mustang kits, and let the others benefit from your knowledge.

CHECKIN' SIX

Another great meeting with good attendance, and jam-packed model tables. The raffle table was overflowing, due to a great take on last month's raffle, combined with donations from Roy Sutherland and a pile of kits from Dave Weizer.

Dave Shirley did a lot of research and preparation for the A-4 collection. He listed each variant, and narrowed it down to 24. These were numbered and a drawing was held to determine who builds what. Results on page three.

As, usual, the model tables were buckling under the weight of the following models;

- Bill F.- A Fujimi A-4C, a TA-4F in 75th anniversary mks. Also a super DML Ta-152C!
- Greg G.- A freshly started DML Ta-152H.
- Roy S. - Two 1/72 Hase Fw-190A's and a 190D-9 in prog. A 1/72 vac Welkin started
- Rodney W. - 24th Mustang wings with super detailed wheelwells. Awesome dude!
- Javier R. - A nice 1/72 Hase P-47 for the Club collection, bringing the total to 14.
- Keith L.- 4 guys in 1/35 (Israeli paras). Also a resin Ferret (tank, not critter) 1/35
- Doug R.- His superb 1/48 Aussie Sea Fury finished. **Model of the month** winner.
- Robin M.- Compltd 1/35 Tamiya Mathilda & an M-2 Bradley in progress. Nice, Bro.
- Dave H.- Italeri EB-57 coming along, as well as the Spit 18 w/paint & decals.
- Jim S.- An in prog 1/48 Hase F-4? with an identity crisis. Make up your mind, Jim.
- Kevin S.- A very neat diorama of a sci-fi armored fighting suit in 1/35(?) scale.
- Ben P.- The 1/48 Monogram P-38 painted and decalced. Almost done, lookin good!
- Dave D.- A 1/72 Hase Heckcat in the works, and a cute 1/72 Revell Stearman.
- Jim P.- A Shallow Airwick (or something), A 1/72 Contrail vac in early stages. Hmm.
- Huer U.- An assortment of oddball small airforce models in 1/72. Interesting...

CALLING ALL P-47's

If you have built a P-47 for the first Club project, could you please bring it to the meeting Friday. If you are not going to Sacramento, please make arrangements to have someone who is going to take it up for you, or see me. Let's show the other clubs what a group project looks like.

KIT REVIEW



DEHAVILLAND VAMPIRE FB.5 HOBBYCRAFT 1/48 SCALE

Well, after 1 year of patient waiting, the Hobbycraft Vampire arrived on the market with all the hype of the new Batman Movie. I couldn't wait to build a series of this totally cool jet fighter. An FB.5, perhaps a two-seat trainer, perhaps... Then reality set in. Put bluntly, the kit stinks.

Starting with the overall proportions, the kit is okay in span and length, but in the contours, the kit's a disaster. First off, the fuselage is perfectly round, instead of the flattened bottom of the real thing. (Attaching the model to a six-foot string and dragging it behind your car at sixty miles an hour will fix this problem. In profile, the aft fuselage is okay, but the nose is way too bulbous, Looking more like the nose of a Sea Venom than a Vampire. In plan view, the forward fuselage is way too wide, tapering to a Bulbous shape too far forward (the forward fuselage on the Vamp is more or less flattened on the sides) The canopy rails are mistakenly cast away from the sides of the cockpit sills - I think the pattern maker mistook them for aerodynamic strakelets. By contrast, the canopy is not too bad.

The cockpit has some snazzy vertical panels for the side consoles and a fairly nice instrument panel. The control stick resembles a broomstick handle, and you get an elevator trim wheel that looks like an ashtray.

The wings are more or less okay in plan view (but 9° too far forward- Ed. Well, really, my name isn't Ed, it's Roy), but the wheelwells taper to too narrow a shape for the wheel cutout. The wheels themselves resemble that of a Hot Wheels car, but at least they are round. The intake at the wingroot is nothing more than a gaping hole, but at least it

isn't the patented Venetian blind style of intake found on the supposed 1/48 Glencoe Venom.

Moving to the empennage, the tail booms...er...well, they're...tail booms. The bullet fairings that the stab and rudder blend into, aren't even close. At least they're symmetrical.

As you can probably guess, I'm not too thrilled with this kit. However, it does have one good point. The wingtips are separate pieces, and I'm using them for blister-type bomb racks on my Spitfire XVIII. As far as I can figure out, when Hobbycraft copies some company that did it's homework (like the F-89's or the BF-109 series), the results are pretty good. On the other hand, when they go it alone, the results are pretty mediocre. If Hobbycraft intends to make all of their British aircraft this bad (witness the Spit 14 or the Seafire 15), I wish they would step aside, and let somebody like Airfix or Emhar do them. At least they would look like the real thing.

The Velvet Mongoose
a.k.a. Dave Hansen

MODELLING HINTS

In an earlier issue, I stated that finish sanding much past 400 grit was a waste of time. This applies only to Enamels such as Modelmaster and Pactra. If using the new acrylics such as Tamiya (my new favorite) or Gunze, you will need to go to 600 or 800 grit, and a quick polish with a heavy cloth. The acrylics are a much finer paint and will not as readily cover minor blemishes.

PERSONAL DEPARTMENT

Seasons greetings and a friendly hello to the Velvet Mongoose, from the Polyester Wombat.

FINAL APPROACH

See you at the year end, Christmas season party-blow out bash this Friday. Be there...or I'll eat your doughnut!

Happy Modelling!!

Roy S.



Calvin and Hobbes □ Bill Watterson



IPMS FREMONT HORNETS



next meeting:
This Friday - December 11th, 1992
7:30 -10:30

location:
Fremont Centreville Library
Behind Brookvale Shopping Center
3801 Nicolet Ave. Off Fremont Blvd.
Fremont, CA



IPMS FREMONT HORNETS
ROY SUTHERLAND
4308 HOLT STREET
UNION CITY, CA 94587



Cliff Kranz
3616 Hoover St.
Redwood City CA 94063

DECEMBER 1992 seems to come to an end with another signature cartoon classic from Bill & Roy.

As you may have read, the Model of the Month for January through July weren't recorded so now Roy was asking for them to make themselves known.

BUT WAIT ! This is yes, the end page of the HUD for December 1992 shown here, and the way Roy signed off Page 2 above, one could be forgiven for thinking this Editor here was actually wrapping the issue up "as written"

BUT NO !

Not at all the case, and if you read the page one of the Dec HUD carefully and fully, you'd know why

In "Checkin' Six" Roy states clearly that other "quasi Prez", Dave Shirley, has compiled a list of Douglas A-4 Skyhawk variant for the 1993 Group Build of the Fremont Hornets, as voted upon at the last meeting (NOVEMBER)

He has narrowed the list down to 24 versions to be built for this, our most ambitious effort yet, and as a part of this plan, the list was numbered and thus a drawing was held to assign who builds what

The end results of that drawing and research was to be found on the page 3 of this December HUD

Since this particular Group Build happens to hold a place in infamy with this Editor and a few other Members, thought it be better to highlight and be featuring better the whole start of this project now

Sail forth to next page here for "Page 3 results"

Here you go – the 24 Skyhawks of December Group

All to be completed in time for the Atlanta '93 NATS, as you can read below the list on this, page 3 of the HUD

As stated in that supporting text, several folk (which were Bill Gifford, Brian Sakai, Mike Braun, Dave Shirley and Roy Sutherland) were now having to build more than one A-4 for this, so likely glad to pass on one if someone else who missed out on this wanted to “join up”

Note also the Fremont Hornets club was subsidizing this so kits (already purchased discounted from \$17.50 list) be only \$5 each for those who were going to be “ playing ”

See the fairly ambitious plan coverage here, which had two very early Skyhawks included that actually got done before the deadline (March '93) that were not “out of the box easy” even by today’s measure. Mr. Bill “Rocket Science” Dye chose to do the prototype XA4D-1 which was a really generous move, as it meant some difficult conversion with no aftermarket help and topped off by a mandatory Natural Metal Finish. This with starting from Fujimi A-4B kit, as was Dave “Got Vought” Hansen who was doing the A-4A, again a no small feat with no decals even if the conversion effort wasn’t quite as onerous.

NOW YOU HAVE THE LAUNCH POINT, do follow on along in upcoming issues to see where this all went...

Meantime, we really close the '92 wrapup with a tip of the hat to Al Gerace and his Hobbies Unlimited , well earned

Okay, last page of this issue’s Time Machine coming, I do promise that.



A-4 SKYHAWK COLLECTION

A GROUP PROJECT IN 1/72 BY THE FREMONT HORNETS



modeler	variant	building notes	nation
Bill Dye	XA-4D1	new windscreen, instr. probe, etc.	U.S.A.
Dave Hansen	A-4A	A-4B, no refuel probe, solid rudder	U.S.A.
Brian Sakai	A-4B	out of the box	U.S.A.
Keith Lew	A-4C	out of the box	U.S.A.
Dave Weizer	A-4L	A4-C with hump from A4-E	U.S.A.
Joe Manibusan	A4-E	A4-E, no hump (Marines) out of box	U.S.A.
Ray Williams	A4-E	A4-E, humped (Navy) out of box	U.S.A.
Dave Weizer	A4-F	out of the box	U.S.A.
Dave Shirley	A4-M	out of the box	U.S.A.
Walter Hearn	TA-4J	out of the box	U.S.A.
Lyle Tsuji	OA-4M	out of the box	U.S.A.
Brian Sakai	A-4F	Blue Angels - wing slats fixed shut	U.S.A.
Greg Guild	A-4KU	out of the box	Kuwait
Roy Sutherland	A-4P	A-4B with special antenna	Argentina
Ben Pada	A-4G	A-4E with no hump	Australia
Jim Priete	A-4H	A-4M no hump, sq. tail, no nose avionics	Israel
Roy Sutherland	A-4P	A-4M with tail supressor, no tail avionics	Israel
Mike O’Leary	A-4K	A-4F with squared tail	New Zealand
Mike Braun	A-4S	A-4B with special antenna	Singapore
Dave Shirley	TA-4S	special two-seat conversion	Singapore
Bill Gifford	A-4PTM	A-4C with avionics hump	Malaysia
Bill Ferrante	A-4E	out of the box	Indonesia
Bill Gifford	A-4E	aggressor markings. out of the box	U.S.A.
Mike Braun	A-4M	last Skyhawk built. out of the box	U.S.A.

SON OF THE COLLECTION

The above is a complete listing of the people and models involved. If you have any questions about the model you will be building, see Dave Shirley. If you want to build one for the collection, but missed out last meeting, let us know before the meeting, as we have a few people that are building two, and will probably be glad to let you have one of theirs.

As we stated earlier, we were able to get the kits at discount prices, and the club will be subsidizing the cost of the kits, with the resulting price to you of only \$5.00. Such a deal!! A kit that retails for \$17.50 for a five-spot. All that we ask in return, is that you build it, and in a timely manner (completed before the march meeting). It should be a really great collection. Dave and I plan to bring it to the IPMS Nationals in Atlanta for the club project category. Please bring \$5.00 to the meeting to pick up your kit.

SPECIAL THANKS DEPARTMENT

At the Holiday time of year, we stop to give thanks for what we have, and to remember friends and family. We at the Fremont Hornets would like to extend our sincerest thanks to Al Gerace at Hobbies Unlimited in San Lorenzo, for all his support over the last year. He has steered new members in our direction, sold us all the kits for the monthly raffle at his cost, enabling us to have much better raffles, and most recently procured all the Skyhawks for the above mentioned collection. We are very lucky to have such a great shop and a good friend. Please remember his shop next time you have money burning a hole in your pocket. Thanks, Al.

SPECIAL EVENT DEPARTMENT

Gary Bentson will be hosting a "Guess the Tank Contest" this meeting. Winner gets a free model!!


THAT does it for this installment of **The FREE HORNETS News and DIRECT HISTORY** for Region Nine in the year of 1992.

COMING NEXT – A START AT YEAR 1993 WHICH IS GOING TO SHOCK YOU I BET, IT'S FULL OF WHIMSY & ACTION !!!

Calvin and Hobbes □ Bill Watterson



Calvin and Hobbes □ Bill Watterson



The San Jose Scale Modelers Present Their:

(almost) **Annual Model Contest**

OH, SORRY ...



The ALERT Horns sounding?

WELL appears my time here is up,

must join with associates for a look to the future...

See you next issue - mickb

I.P.M.S. STOCKTON TOMCATS
PROUDLY ANNOUNCE
OUR SIXTH **PLASTIC MODEL CONTEST**
AFFILIATED WITH:
SEIFERT COMMUNITY CENTER
CITY OF STOCKTON
PARKS AND RECREATION
SATURDAY MARCH 20 1993 10:00am-4:30pm at the





STARTING OFF THE NEW YEAR !

IPMS SilverWings SILVERCon Event located

at

Town & Country Lutheran Church and School

4049 Marconi Avenue

Sacramento CA

Contest Chairperson's Name:

Scott Bell

Phone:

916-599-5520

E-mail:

skotnjudi@aol.com

SILVERCON 2018

SATURDAY

FEBRUARY 17 2018

A BIT MORE GOOD NEWS FOR NEXT SPRING

SILICON VALLEY CLASSIC V MARCH 31st, 2018



"FEEL THE FURY" – NAPREDAK HALL - 770 MONTAGUE EXPY. SAN JOSE CA. 95131

CONTEST THEME COVERING HAWKER FURY BASED AIRCRAFT, NAA FJ FURY AND F-86 JETS, PLYMOUTH FURY AUTO'S, COLD WAR, CUBAN MISSILE CRISIS, ICBM, ATOMIC WEAPONS, MONSTER TV&MOVIES, GUNDAM, GUN TRUCKS ALL ERAS, F-8 CRUSADERS/ BEARCATS, NAUTICAL SUBJECTS IN BATTLE, PEOPLE WHO CAUSE BATTLES BY THEIR ACTIONS, BAJA & OFF-ROAD COMPETITION VEHICLES, OPERATION URGENT FURY (MILITARY HARDWARE USED) MORE SUBJECTS TO BE ADD.

9AM DOORS OPEN, 12 NOON REGISTRATION CLOSES, 1:05 JUDGES MEETING, 3:30 AWARDS 2 RAFFLES HELD AT 11AM & 2PM.

COMPETITION OPEN TO PUBLIC (IPMS MEMBERS OR NOT) IN 48 CATEGORIES OF SENIOR (18 & UP), 5 JUNIOR CATEGORIES (13-17), 4 SUB JUNIORS (12 & UNDER). SWEEP ALLOWED.

SENIOR \$12 UNLIMITED NUMBER OF MODELS, JUNIOR \$2 UP TO 5 MODELS 6 OR MORE \$5 FLAT FEE, SUB JUNIOR. \$1 UP TO 5 MODELS 6 OR MORE \$5 FLAT FEE.

VENDOR TABLES CONTACT MIKE WOOLSON swingwingklvk@gmail.com

TABLES ARE VERY LIMITED. A VALID STATE OF CALIFORNIA TAX FORM/PERMIT REQUIRED.

<https://www.boe.ca.gov/info/reg.htm>

www.mickbmodeler.com & www.svsm.org for more information

COMING UP

The Hornets Nest Night Fridays In **OCTOBER & NOVEMBER 2017** Are *PLANNED TO BE CLUB CONTEST Theme Events as outlined:*

October 13- “ **ANYTHING Airfix EXCEPT AIRCRAFT** ”

Our Free Hornets are deviously creative in devising schemes, as you may surmise by the above theme. Simply put, you are challenged here to find at least ONE non-aircraft kit of Airfix catalog to enter. Just so you know, someone has already asked, and NO: ROTODYNES or ANY Helos are in the **not** eligible list, as they ARE AIRcraft. ONE EXCEPTION in Airfix catalog does exist, it's not either of those aforementioned, but it is an air-craft.

Intention here is to stretch your imagination and craft, and when you actually take a look at the number of ships, autos, armor, figures and other type Vehicles/oddities that Airfix has offered, you may get into the spirit of this wholeheartedly we'll just bet. Oh and by the way, all the “Airfield and Air craft support” models ARE ELIGIBLE ... there's some potential old and new gold in them thar kits. Just saying.

November 10- “ **HOLY MOLEY MEN It's 1977 All Over Again** ”

For the last regular Free Hornets Nest of 2017, we're going to close the 40th anniversary year out with a contest theme thought up earlier in year by a long time Hornet, and it's another fiendish one. Models from the year 1977 catalog or of 1977 schemes of earlier or later moldings, any kind or scale.

One way to see where we've been and where we're going, you might say. ENJOY in any way.

PLUS IN NEXT EDITION

MORE RETURN TO CONTINUING A LOOK IN DETAIL AT FREE HORNETS

WAAAAAAYYYYYYYY

BACK WHEN

And possibly, some mention in more detail of A Rumored TriCity Thirteen event occurrence...

- Mick Burton, madman at large – DAZE61283@mypacks.net
(sole fool responsible for bad content or rude comment here)

“ Come for the models *Stay for the Sarcasm* “

