

AN UNAUTHORIZED (mostly due to unnecessary, also because I said so being I'm the Author) PUBLICATION

The BUZZ – of The Fremont Hornets V.1

Issue 68



July 06 2017



Somehow managing to wing it for now over **40** years...



Welcome

IN THIS **BONUS** ISSUE – You will find: (basically in the listed order, tho a stream of consciousness device)



A Short Take on Present BUZZ (Issue's Editorial)

A Long Time Free Hornet Invites You to Meet “ Cindy ” ,
a Quarter Scale Gal Pal from “ Down Under ” here to help
promote participation in upcoming TriCity Classic XIII ...


Another Years Span Journey In Hornets Times of Old, when more surprises come our way you might say today

Reminder : <http://fremonthornets.yolasite.com/> Just three little pages. *Not a lot to dig through*, + Events Calendar web page 3, ALWAYS

THE **Latest** BUZZ (as of July 06 2017 evening)

(a Short Take On Present Buzz) by Mick Burton, Buzz Editor (& Hornets Treasurer a Deux, Current Contest Director for 2016/17 season)

YES! Now # 69 In case you are a new reader, the Issue number is off by one always, since # 0 was outset of this lark. That clarified or muddied, let's get to some actual important business!



“ WESTERN NATS A YEAR and Days Count Down ...Plenty Time to Plan the Way ”

That's right, last I have intel wise is that 08-01 through 08-04, 2018 are the days for Phoenix Fun In The Sun, also known as the Fourth Time our dear folks in Arizona have blessedly hosted the IPMS-USA Nationals for us.

So dear readers, if you have NEVER managed to make it to a “NATS”, here's your best ever chance to do so, and having been myself to two of the three previous hostings (2010, 2004, regret that I missed 1983, always) have plenty of joyous memories, experience to reinforce my recommendation to be attendee at Best in West!

Perhaps another not so tough reason to consider making this event ? How about that for all the kvetching and bemoaning that has gone on in several certain model community circles about “waa waaa waaaa, WHY IS NO ONE HAVING A NATIONALS ON THE WEST COAST OR THE TRUE WEST WAAAA WAAAAA...” FACT is ONLY PHOENIX CREW SEEMS TO BE CONSISTENT IN BIDDING FOR THEM in many of the recent cases. So it would not surprise me to find they, like the extremely successful IPMS TideWater teams that held so many “Virginia Beach” soirees, may be just about to the point even they'd like a break from the “fun” of hosting ☺

If you didn't quite get where that above last was going, here: IF CURRENT TRENDS HOLD, expect likelihood that another “closer or better, less hot clime” Western IPMS Nationals actually coming to bid and award if the Phoenix team decides to retire from Field of Battle, is on par odds with my first term in the White House - mb

=====

The Hornets Nest Night Friday **July 14 @ Irvington Locale**
OUR SUPER AUCTION and a Minimum of Business

COLORFUL REMINDERS OF UPCOMING EVENTS

JULY, AUGUST, SEPTEMBER AND OCTOBER for sure !



THE FREE HORNETS

INVITE YOU & FRIENDS
TO OUR

2017 TRICITY CONTEST

FUNDRAISER AUCTION

CURRENTLY SCHEDULED TO BE HELD ON
OUR MEETING NIGHT OF **FRIDAY JULY 14 2017**
AT OUR USUAL MEETING LOCATION

Irvington Community Center, 41885 Blacow Road, Fremont CA

There will be a FIVE DOLLAR DOOR CHARGE , and plenty of bargains to be had !

Business begins promptly at 8 PM and everything must be concluded by 10 PM

ADD TO THE FUN !

BRING AN UNSTARTED MODEL KIT (or two!) THAT YOU WOULD BID MADLY FOR TO GET BACK, AS A DONATION

Queries may be directed to our contact – DAZE61283@mypacks.net please allow for 2-3 days response time

18TH ANNUAL MODEL CONTEST
 Theme: **RECORD BREAKERS & FAMOUS FIRSTS**

LOCAL EVENTS
VENDOR TABLES
2 BIG RAFFLES

Date: Saturday - September 9th, 2017
 Location: Desert Heights Elementary School
 1394S Mt. Bismark - Reno, Nevada
 9:00AM - 4:00PM

Entry Fee: Free to All Non-Entrants
 \$5.00 for First Model
 \$1.00 for Each Additional Model

Vendor Tables: \$25.00 (register early)
 Contact: Neil Hulse for reservations - knk41063@att.net
 Chapter Contact:
 Douglas Summers
 1045 Lasso Way - Fernley, Nevada 89408
 (775) 835-0140 - ghpltd@att.net

Visit us at www.renohighrollers.com

SAVE THE DATE!

INAUGURAL MODEL EXPO & OPEN COCKPIT DAY

ABOARD THE USS HORNET SEA, AIR & SPACE MUSEUM

Saturday, October 14th, 2017
10 AM to 4 PM

In Celebration of the U.S. Navy's Birthday, come aboard for an IPMS Sacramento, Silver Wings Sponsored Model Contest, Food, Model Vendors, and Family Fun!

For more info, please contact Kimberlee at Outreach@uss-hornet.org or Joe (IPMS 17470) at JMH3GUY@hotmail.com

OPEN COCKPITS
 FAMILY FUN
 MODEL CONTEST
 SHIP TOURS



SATURDAY OCTOBER 28

Antelope Valley Group's 21st DESERT CLASSIC in LANCASTER

THEME WILL BE "The Psychedelic Sixties"

Australia is Our Theme for 2017 Free Hornets “Big Game” (TriCity 13)
and Helpfully as ever, “Red” Williams Happens to Have An Entry Done !



***1/48 SCALE HASEGAWA P-40E WARHAWK
MODEL & PHOTOS BY: RODNEY J. WILLIAMS © NOVEMBER 1, 2008***

Free Hornet Alumnus doesn't let his Sarcastic Community down , has Royal Australian Air Force Fun on Ready Ramp !

Text/Photos: Rodney J. “Red” Williams

Upon first receipt, The President/Editor/Contest Director was advised by the article author that this material in different form, had appeared on a specific website some years back. I assured him that it's very likely not a lot of cross over, given the amount of time passed plus the sheer number of modeler sites alone. When you also factor the concept that plenty of sites also go "private or defunct", providing another chance for at least a few to see what they may have missed or simply wouldn't endeavor to search for, never seems to me a negative action in share.

SO with that editorial preface and notation that this is a rewrite/update by RJW, here we go Down Under in a Warhawk:



This model was built during 2008 and was posted on Brad Hegan's P-40 website on March 5, 2009.

Since it has been many years since I built the model I am at a loss for words as to what I really did, but I recall contacting people in New Zealand for data, photos and of course "stencil-type" decals. Thank goodness that I wrote on some of the photos, which helps out on the building sequence.

THE 3 ORIGINAL PHOTOS CAME FROM BRAD HEGAN'S P-40 WEBSITE.

((www.p40warhawk.com))



A decade or more before I built this model, my 1/32nd scale "Flying Tiger" model was posted by Brad.

So I built this model while I reviewed some of those photos for help.

In the early 1980's I purchased 4 sets of some very fine jewelry files, which had 12 files per. This gave me 48 files at my disposal.





When I filed plastic, I used water and when I filed any type of metal I used a common household oil called “3-N-ONE” here in the U.S.A.






One image shows me sanding the air intake part with one of several grades of sandpaper in my “Flex-i-Files,” while other images show me using these “jeweler” files.




I invested USD \$300.00 for these files, and they were in use until I quit modeling in late 2016. All 48 files are still in “like-new” condition some 35 years later.

(Rodney has adopted a “good pictures tell a thousand words” approach in article writes of late, so we take up with that here:)




The cockpit and other parts had been finished and painted with my Tamiya Acrylic paints. I see a photo showing that I have added Waldron's seat and harness buckles to some home-made straps (most likely I used some paper and/or lead foil).






(OOB “blunt faced” exhausts, gun tubes just aren’t RJW’s style, as you can see here... *ed.*)

As usual, I took extra care working on the clear parts. Then polishing them with my long time favorite polishing cream called “Blue Magic Metal/Plastic Polishing Cream.”




10:28-08 AUSSIE P-40
 Y48 Ventura 00000 000000000000000000
 V4851 00000 000000000000000000
 8 inch serials
 British WW2 to present

22222222	22222222	22222222
33333333	33333333	33333333
44444444	44444444	44444444
55555555	55555555	55555555
66666666	66666666	66666666
77777777	77777777	77777777
88888888	88888888	88888888
99999999	99999999	99999999
AAAAAA	AAAAAA	AAAAAA
BBBBBB	BBBBBB	BBBBBB
CCCCC		





I used another old favorite item called "Future Floor Wax" to glue in the rear side windows, including the windscreen and canopy.


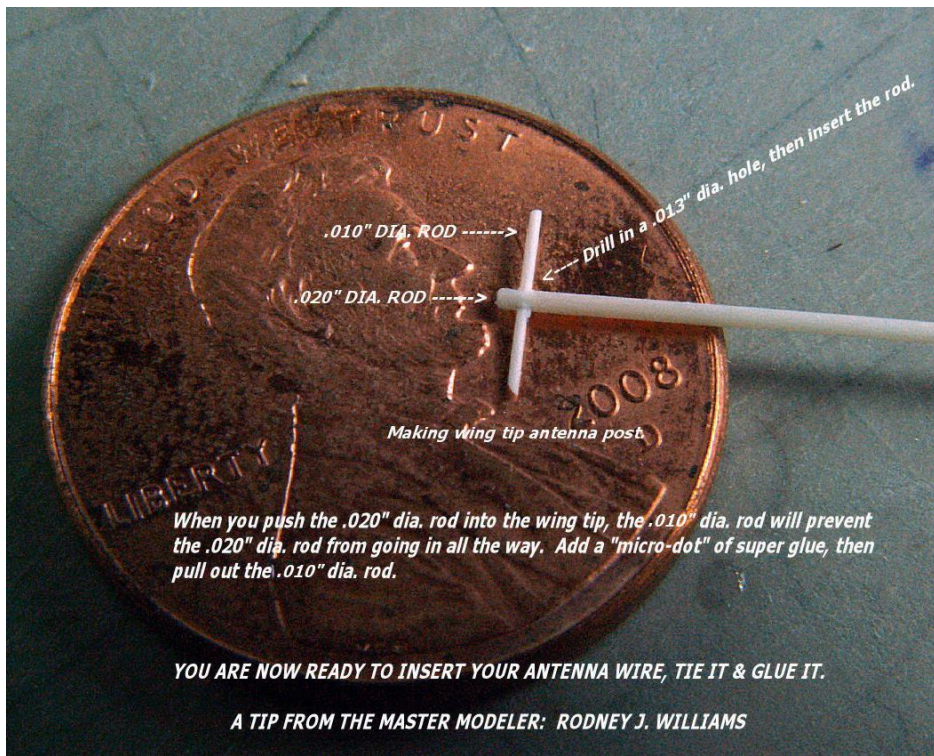



I assume everything went together with no problem on the kit and I don't remember if the painting of the insignia is for Australia or New Zealand?

However I have an inked-in note on the stencil decals saying "AUSSIE."

More favorites that I have used for a long time that are present in this build: "Lady's long black hair" for my antenna wires, real human hair strand which glues real nice using super glue (cyanoacrylate). Microdots of Elmer's (PVA) white glue are applied to represent the antenna wire insulators.







I used Tamiya bare metal and other colors of paint for this model

Enjoy!

Rodney J. Williams,
Master Modeler

Life Member of: SVSM/SARH/Fremont Hornets & IPMS/USA.

©Copyright: May 21, 2017

THE END



A "BIG THANK YOU" goes out to the following people. Without them, this model would not be.

BRAD HEGAN - U.S.A.

MARK DAVIES - NEW ZEALAND.

PETER MOSSONG - NEW ZEALAND

MALCOLM @ VENTURA PUBLICATIONS - NEW ZEALAND



*1/48 SCALE HASEGAWA P-40E WARHAWK
MODEL & PHOTOS BY: RODNEY J. WILLIAMS © NOVEMBER 1, 2008*

BUT WAIT ! – YES, THAT'S RIGHT, THERE'S MORE...

GALLERY NUMBER ONE

– SOME FULL ON LOOKS OVER AT RED’S “ OZ GIRL CINDY ” IN HER FINE FINISH















GALLERY NUMBER TWO
– A FEW MORE LOOKS AT RED’s “ OZ GIRL CINDY ” IN DETAIL

















THANKS AGAIN FOR CONTRIBUTING THIS TIMELY TOPICAL PIECE , OG “RED” – OG “MICKB”

N.B. – Note to “BUZZ” readers: *For A Limited Time, additional photos not used here will be in a gallery* at www.mickbmodeler.com on home page!



THE TIME MACHINE Of The Free Hornets



LOOKING BACK AT FORTY – *Hornets Had Company In '82, See How!*

Yes, 2017 marks the 40th year for charter of IPMS/Fremont Chapter, Region Nine of the International Plastic Modeler's Society, USA aka "The Fremont Hornets" or as President/Editor likes to refer, "Free Hornets". While this Editor hasn't been a member for the entire span, he has been lucky enough to be friends with some who have. Also, known several of the Hornets who will be part of this continuing series on our history.




FOR OUR TWELTH INSTALLMENT:


Very little on hand to share for this year, as I noted in 11th Time Machine (Buzz # 68) Fremont Hornets part was "Golden Memories" mostly, in form of yellowed newspaper clippings and some text flyers for events in 1982 that the Club was integral in being part of.

All is not lost though, thanks to **Cliff Kranz**, Archivist.

MAY '82 news clipped here, finds IPMS Monterey hosting their 8th Annual show, keep in mind this club was already 15 years running by this point, while Fremont has now made it FIVE years in continuity (which means we'd already outlasted the average for 1/3 of R-9 clubs...)



MONTEREY PENINSULA SCALE MODELERS IPMS MONTEREY PRESENTS ANNUAL CYPRESS SCALE MODEL SHOW



PLEASE NOTE THE CHANGE IN DATE

The 8th annual Cypress Scale Model Show will be held at the Monterey Peninsula Armed Services YMCA, corner of El Estero and Webster just off Fremont in Monterey. The date is Sunday 9 May 1982.

PROGRAM: 9:00 am to 1:00 pm - Registration. 11:00 am to noon - Door Prize Presentation Noon to 3:00 pm - Lunch. 3:00 pm to 4:00 pm - Presentation of Awards.

ACTIVITIES: Contest, demonstrations, films, slides, swap table, wet T-shirt contest. Mother's Day Dinner.

CONTEST RULES
Divisions: Sub-Junior, under 11 years of age. Junior, 12 to 16 years of age. Senior, 17 years of age and older.
Awards: First thru fifth place in each category. Best of Show in Junior and Senior. Special Awards. Master Modeler Trophies in each Senior category.
*Categories: Aircraft: 1/72 & smaller prop; 1/48 jet; 1/48 prop; 1/32 & larger. Military Vehicles 1/72 & smaller; 1/48 and larger. Civil Vehicles. Figures. Diorama. Fantasy. Open.

Special Categories: Craftman (scratchbuilt, vacuum, major conversions). Out of the Box.

Special Awards: Honor - subtle or blatant. SAFCH Trophy - best model in a Polish theme. Russian a/c. Helicopter (2). Utility a/c 1915/1955. Recon a/c 1905-present. Naval WW II a/c 1/48 scale.

DOOR PRIZES: One free door prize ticket will be given for each model entered. Extra tickets on sale.

*New categories will be created as necessary.
See back of page for detailed rules and possible categories.

inside:
Detailing Outhouse Dioramas

TRASH NEWS

Number 2 Summer 1982

New Airbrush Power Source

-page 8

Also joining us for a look back in what was happening Summer 1982 is the second issue of this. Fiendish bit of model fun from the MidWest yes, but actually a clearinghouse for several of the West Coast model writers, too. "TRASH NEWS" will be examined a bit more closely...

New Airbrush Power Source

by Jack Gunnar

The use of the individual in-ventor was not yet here when I started modeling. I had used the standard spray gun for the aircraft, but for modeling such a variety of subjects, I had been looking for a more versatile airbrush. I had seen the "Hobby Boss" airbrush in the store, but it was too expensive. I had seen the "Hobby Boss" airbrush in the store, but it was too expensive. I had seen the "Hobby Boss" airbrush in the store, but it was too expensive.

TALK TO JACK

Dear Jack,

The nature of your local chapter is very important. I am interested in the way you handle your affairs. I would like to know how you handle your affairs. I would like to know how you handle your affairs.

The modeling tool of the future... here today!




Only \$3.99 per dozen!

ORDER FROM **the rim shop** P.O. Box 829, New York, NY 10011

A sample of the sort of serious discussion being found inside this mighty tome. Contributors from IPMS-Org County and Seattle would join later

kit review

by E. Wadsworth Sloppiseconds IV, Esq.
TRASHnews Product Reviewer



MODEL AIRPLANE
manufacturer: ?
scale: ?
price: £1.70 (\$3.95)

The latest release from an as yet unidentified American manufacturer is called simply "Model Airplane." The kit is just the latest example of the so called "plain label" or "generic" products that are so popular in the colonies.

I simply must start this review by telling you how simply appalled I am at the kit box. To begin with the bloody thing wasn't covered with nice, neat cellophane. It was held closed with a pair of rather beastly bits of clear tape. And the box! My, my. The box is an ever so flimsy affair that most certainly won't stand up to being shipped. Simply appalling!

The kit parts look as though they were simply dashed into the box without a thought to the sensibilities of the modeller. I do so hate to open a new model and

find the plastic trees in disarray. I was so upset that I couldn't enjoy my tea and biscuits. Unfortunately more upsetting surprises were yet to come.

The instruction sheet consisted of a smallish square of paper with the words "construction is straightforward" carelessly printed on the one side. However, I don't feel that even detailed instructions would have helped since none of the parts appear to match. In fact some of the plastic trees appear to be armor parts. In all fairness I must add that the rivet detail is subtle and very well done. Also, the kit contains a nicely moulded three-blade prop and one of the most detailed jet engines I've ever seen.

I really got my knickers in a twist when I got a good look at

CONTINUED: page... oh, who cares!

SAFE-T-GLUE

No Muss! No Fuss!



Designed to rigid OSHA specifications!

•Childproof•
•Adultproof•

Red Tape Products Inc.
NURD MEMORIAL Blvd.
ACME, WYOMING
82830

COMING SOON!

MODELING
INQUIRER
69¢
AMERICA'S TACKIEST NEWSPAPER

**Sex, Drugs,
Rock & Roll
Modeling!!!**

INSIDE ~
Storing Models
For The Coming
Nuclear Holocaust



**Elvis' Last Day:
GRACELAND
BATHROOM
DIORAMA**

WORLD EXCLUSIVE



Air Force Sergeant Builds 1:1 Scale Bomb



**ALSO/ SEVEN TOP PSYCHICS PREDICT
MODEL RELEASES FOR 1990!**

See your sleazy newsdealer

Here is what you might mistake as a complete parody, sorry, it's not. The Editor (me) actually has a copy of this book under review, near mint!

I was really quite disturbed to find out that I wasn't getting all the use I could from my completed models. Up to now I was just building the kits and then displaying them or occasionally entering one or two in competition. I really didn't know how much I was missing until I ran across an old copy of The Complete Book of Plastic Model Kits.

This little volume, published over twenty years ago by the Advisory Board of the Aurora Plastics Corporation, covers the whole spectrum of plastic modeling as practiced in the late 50's and early 60's. Except for some basic modeling technique, most of the information is dated and of little use. However the section on making use of your finished models is what really started me thinking.

The chapter began innocently enough with a discussion of how most modelers run out of shelf space as their collections grow. We have all had to face that problem. Then the authors began to suggest how the enthusiast could solve this dilemma with both functional and decorative uses for the completed kits.

Finished models have a place in any home's decorative scheme, the book states with an air of authority. Now who can argue with that, I thought. Certainly not my wife who allows me no input into our home's decor since the incident



THE BOOK

Book Review

by Jack Gurner

TRASHnews Literary Critic

In the first issue of TRASHnews we showed you how to take ordinary household junk and "trashbash" it into fabulous models. Now read about how models can be turned into ordinary household junk.

with the nude fantasy figures.

I skipped quickly over the section about ship models on mantles and tanks poised menacingly on shelves. That kind of thing is old hat. What really interested me was the lamps, bookends, ashtrays, tieracks and other functional as well as decorative goodies.

I did linger briefly over the section on mobiles. At one time or another most modelers have hung a plane or two from the ceiling in a simulated flight position. One plane might not qualify as a full fledged mobile, but it could be considered decorative.

Recently I tried hanging Monogram's B-36. The Peacemaker really looked impressive hanging there with its over 38-inch wingspan. Late one night, unfortunately, it made an unscheduled landing on the family cat. When I explained to the veterinarian that Fluffums was an aircrash victim, he threatened to report me to the FAA. The incident did little physical damage to the feline, but now there's an aircraft identification chart taped to the kitty litter tray.

Getting back to the functional, the section on lamps proved a bit of a disappointment. Most of the recommended models, such as the totem poles and the Winchester rifle, have been discontinued and are only available as expensive collectors items. I did briefly entertain the thought of making a

nightlight for my mother-in-law from one of those life-size human skull kits.

The ideas on making bookends seemed very sound. It's simple enough to attach a model to an appropriate wooden base. You just do two alike and you've got a pair of bookends. Then I remembered that I wouldn't have any use for bookends since most of my books are reference materials. Like most modelers, I traditionally toss that stuff into cardboard boxes and store it in the most inaccessible corners of my basement or attic.

For the smoker there are several interesting ideas. A model car, tank or jet cemented to the top of a plain wood, metal or plastic cigarette box will make a handsome addition to a coffee table, according to the book. It goes on to say that some plastic models, such as sports cars, army tanks (if the top turrets are left open) or helicopters (if the glass fronts are not installed) make attractive open cases for a few cigarettes.

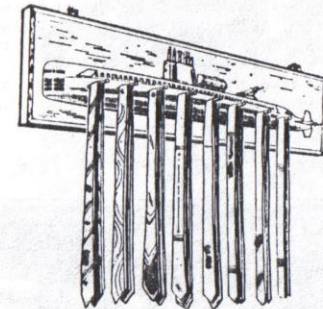
Even simple ash trays can be made more attractive by the addition of finished models, or so the book says. Their example shows a jet flying guard over a smoking cigar. Truck fans could simply pour sand into the beds of their favorite pick-ups and position them strategically around the house. The book adds an ominous warning: Plastic models must not come into

direct contact with a lighted cigar or cigarette. Maybe the Surgeon General should make the kit manufacturers print that caution on their boxes.

My personal favorite has to be the submarine tierack. The authors even change the word functional to utilitarian to describe this jewel. The rack is made by assembling half a sub kit and cementing it to a flat piece of wood. Holes are drilled in the sides of the sub and dowels inserted and cemented into place. The unused half of the kit can even be used to make another rack which will, of course, face the opposite direction.

A lot has changed in the years since the book was published and modern lifestyles dictate additions to the list. Plants are very "in" now and what would make a better planter than one of those large scale armor kits. There are also more swimming pools, so how about a floating chlorine dispenser made from a battleship kit. It could even be rigged to spew the chemicals from its big guns. That would make an impressive show for pool-side guests.

Gosh, I can't wait to whip up a batch of these things. They'll add a touch of class to our home and I know my wife will just love them. And the ones that we can't use I'll give to friends. Won't they be surprised and delighted!



THE TIERACK

ILLUSTRATION COURTESY AURORA CORP.

TALK TO JACK

Dear Jack,

The members of our local chapter are having a small disagreement. We can't seem to decide on a proper definition for our "diorama" rule. What do you think?

Wondering

Dear Wondering,

Webster's New World Dictionary defines "diorama" as "a scenic display, as of three dimensional figures against a painted background." So, I guess that means that the darn thing has to have dimensional figures, specifically three of them, and it must be against a painted background. That Webster fellow is THE MAN so don't let anything else pass as a diorama. Got it?

Dear Jack,

We are a club consisting of older, serious modelers. Lately we have had several young, enthusiastic modelers show up and spoil our meetings with their endless questions. We have made it clear to these young upstarts that they can never hope to obtain our level of excellence. Luckily, we have been able to rid ourselves of most of these pests. Do you have any ideas of how we can discourage the remaining few.

Award Winning Craftsman Modeler

Dear AWCN,

Hey, you guys are doing just fine.

Dear Jack,

While your dictionary is still out, please define for us the term "hobby dealer."

Really Doesn't Care

Dear RDC,

Boy, that's an easy one! A hobby dealer is the person who lets your local chapter meet in his shop, buys the trophies for the contest and then gives gift certificates to all the winners. He is also the guy who has a big picture window in the front of his shop so that he can wave to all the club members as they drive to the local Scum-Mart™ to buy all their kits at a two-bit discount.


Dear Jack,

What's the scoop? I hear there is some sort of colossal conspiracy going involving all the IPMS officers.

Conspiracy Buff

Dear CB,

I'm sorry, it's all a big secret. They have let me in on it and I'm getting a piece of the action. Nosy guys like you are going to have to watch your tails when we take over!




JACK SAYS:

"Tools are just bits of metal. In the hands of a competent modeler they become precision instruments."

If you really want to get as complete as possible picture of just how much "past is prologue to present", how about reading the Advice page. I especially enjoyed with rueful bemusement the serious true nature of the "Award Winning Craftsman Modeler" letter which is splendidly answered in brief but deadly accurate manner. Also very painfully true then and even more now is the "define Hobby Dealer" answer, actually now 35 years later appears eerily prophetic...

NOW back to the West Coast, Region 9, and August 1982 with an invite to then IPMS Fresno club's 4th annual Fashion Fair Mall located show.

Please note if you're fairly recent to R-9 community, club now known as "IPMS Fresno (Central Valley)", so distinct from younger IPMS Fresno Scale Modelers club, "The Griffens". Both are still with us today, thanks !



INTERNATIONAL PLASTIC MODELERS SOCIETY
U.S.A.

IPMS FRESNO 4th ANNUAL MODEL CONTEST
AUGUST 22, 1982
FASHION FAIR MALL 9:00 - 5:00

SCHEDULE
9 A.M. - 1 P.M. - Regis
1 - 2:30 Judging
2:30 - 3:30 Door Priz
3:30 - 4:30 Awards
4:30 - 5:30 Clean Up

TROPHIES : All categories, first-third; Ribbons, fourth-fifth

FEES: 50¢ sub junior, .75¢ junior, \$1.00 senior

DOOR PRIZES: One ticket per model. Others can be purchased.

SPECIAL AWARDS: Best of show senior and junior.
Best weathering senior and junior.
Best domestic kit, contest director award.

JUDGING: Point System.
CATEGORIES:

Sub junior (under 12)	SR Aircraft 1/72, 1/48, 1/32 Jets
Beginning junior (12-16)	SR Aircraft 1/72, 1/48, 1/32 Prop
Beginning senior (16-up)	SR Aircraft 1/72 Multi Engines
Jr Aircraft 1/72, 1/48, 1/32	SR Aircraft civil All scale
Jr Armor 1/72, 1/48, 1/35-up	SR Armor 1/72, 1/48, 1/35, 1/24
JR Civil	SR Diorama All Scale
JR Misc: ships, figures, etc.	SR Figures
JR Diorama	SR Misc: ships, sci-fi, fantasies
JR Out of Box	SR Out of Box
Craftsman (master): Vacuform, scratchbuilt, conversion	

OUT OF BOX RULES

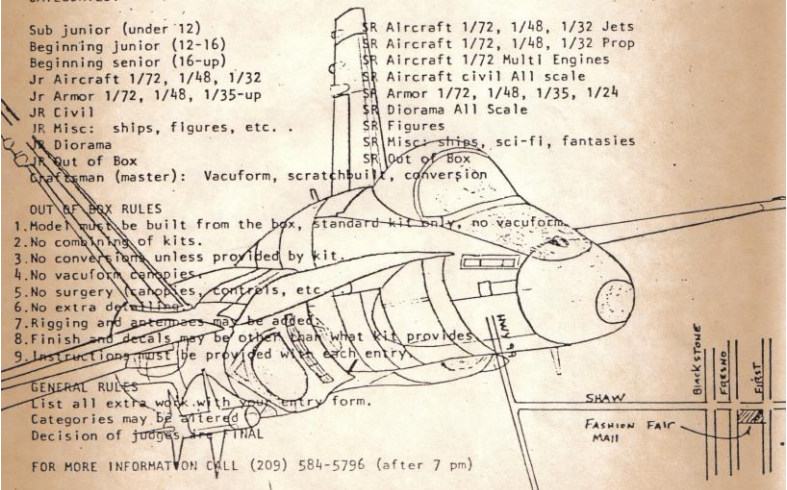
1. Model must be built from the box, standard kit only, no vacuform.
2. No combinations of kits.
3. No conversions unless provided by kit.
4. No vacuform copies.
5. No surgery (canopies, controls, etc.)
6. No extra detail.
7. Rigging and antennas may be added.
8. Finish and details may be other than what kit provides.
9. Instructions must be provided with each entry.

GENERAL RULES
List all extra work with your entry form.
Categories may be altered.
Decision of judges is final.

FOR MORE INFORMATION CALL (209) 584-5796 (after 7 pm)

SHAW
FASHION FAIR MALL

BACKSTAGE
ENTRANCE
EXIT



BY MODELERS, FOR MODELERS



Well there isn't much to illustrate currently what Fremont Hornets were up to for 1983 so take a look at the pink flyer outlining what is in the archive and make what you can of it .

While I do have the Winter 1983 Trash News Number 4 to prove that Terry D. Moore of the IPMS Seattle club indeed was a featured writer (Israeli AT-AT cover article!), joined by one Nat A. Richards of IPMS-OC with an article on "Cloning, the alternative to conventional Modelling" as The Science Editor, I simply must pass on that news and leave things alone.

IPMS FREMONT-'83 Programs

Jan 14	Armor - Guest..Tom Jones..
Feb 11	Foto-Recon
Mar 11	The Dambusters..Jane Woodall
Apr 8	WW2 Fighters..P47 Pilot
May 13	AUCTION!
Jun 10	D-DAY / Ships
Jul 8	Fantasy/Conversions-S.Blalock
Aug 12	PRANG Night/ Wreck Dioramas
Sep 9	Auto Racing
Oct 14	F100 Supersabre..Doug Fuller
Nov 11	WW1 Era..Armor/Aircraft
Dec 9	Civil Aviation

.....

Meetings 2nd Fridays 8 o'clock p.m.
Centerville Library - 3801 Nicolet
Fremont...

[Guests and Programs tentative.]

Attend and bring a model!
How-To / Show-and-Tell / Film & Slides

BRING A FRIEND !!

INTERNATIONAL PLASTIC MODELERS SOCIETY



As much more significant milestone comes to us in 1984

Thanks to IPMS - SJVSM newsletter, I have this late pic of the dearly missed, now departed Mr. Bill Andrews here:



You may recall last installment, that December 1979 had E-board with one Bill Andrews listed as Secretary and Event participant of Fremont Hornets.

Well as it happens, I among others long with the Free Hornets, had the distinct pleasure of time being in the club when Bill Andrews was serving as our Club President for a goodly bit, and recall he made area within his reach lively, relaxed, fun and attractive to all present. You likely would never have guessed his long career in day job was in serious business of dealing Law Enforcement with specialization of Narcotics Trafficking, clearly not a fun or safe task.

Bill also was an Editor of Fremont Hornets with this vehicle I have teased in past with, below:

SCALE WINGS

SCALE WINGS

A PUBLICATION OF I.P.M.S. FREMONT

VOL.1 NUMBER1 NOV.1984

Editor: Bill Andrews

GREETINGS !!

Don't worry, you haven't been drafted, you are only being welcomed to a new Fremont I.P.M.S. newsletter. Your editor felt it was time to give it a try, and hopefully we will be on track with a regular publication. Please bear with me during these initial attempts to pull this off. This first issue is the prototype and our newsletter will most likely see many changes as we receive input from all of you.

Our purpose will be to entertain, inform, and hopefully lend assistance to as many modelers as we can reach to assist all in keeping our hobby fun.

Every month there will be at least one full page devoted to reference material that I hope all will find of value in completing a variety of projects. The material will come from several sources including IPMS England, IPMS Canada, and other corners of the modeling world. Credit will be given to sources of material. This info will not be limited to aircraft, we will try to have a little something for all of you out there.

On a monthly basis we will also attempt to include upcoming chapter events and try to keep you up on what some of the other folks are doing out there. Also, we will have reviews of kits and products and we'll try to keep with what's new on the market and where it is available.

So, on with the show.....

The material for the reference section of our premier issue comes from IPMS Canada and a publication called "Luftwaffe in Detail" No.1 which was printed in 1971. I hope you enjoy it, it's great to have info to add just a "little extra" to a kit. We hope to give you the type of stuff that is not found in a large number of magazines on the store shelves.

Happy Modelling

Bill Andrews

Bill Andrews IPMS#13635

REFERENCE SECTION

Ju-88C-6a

This was a heavy fighter used by the Luftwaffe for both day and night fighting from mid 1942. It consisted of a Ju-88A-4 bomber airframe, whose glass nose was replaced by one of metal. It had increased forward armament, a bullet resistant windscreen for the pilot, and a decrease in crew from 4 to 3. The fighter retained the A-4's rear bomb bay (1100lb. capacity) and upper rear armament, (2X7.9mm mg 81's with 900 rounds per gun) but dispensed with its lower rear weapons.

Several bomber wings had single heavy fighter squadrons attached to them, among KG 76, with its 4th Staffel, which operated on the southern end of the Eastern front. This Staffel was used for long range interception, ranging over the Soviet rear areas, shooting up troop columns, trains, etc. It proved particularly effective in the train busting role during the spring thaw of 1943 when mud restricted Soviet traffic mainly to rail lines.

The title of the drawing comes from the 6-gun nose which was painted to look like its less offensive bomber brother. This paint was apparently to deceive Russian fighter pilots into attempting head-on attacks on these "sheep" with rather sobering consequences.

See Ju-88 Pg.2.....

Only have this Inaugural issue and that is thanks again to Cliff Kranz (as my own copy is lost somewhere in time/space) but I will provide a historical look at the entire thing here, in Bill's memory

SCALE

WINGS

Pg.2

Ju-88
(continued)

Drawing Notes:

The dark color areas on the upper surfaces, particularly the leading edges of the airfoils, indicate the wearing away of the white paint to reveal the green camouflage pattern beneath it. In addition, various areas, such as around the cockpit, the codings, and insignias, etc. remained unpainted. Worthy of note on the unit coding is the unusually wide gap between the F and the 1.

SAN JOSE CONTEST

On October 28th the San Jose Chapter held its annual contest. The turnout was smaller than last year, but a number of fine models were on display.

Keith Imazumi made the first presentation of the Bruce Russell memorial award. This went to Bill Gruner of San Rafael for a beautiful Monogram Ju-87 conversion in 1/48 scale. Bill is a member of the San Francisco Yerba Buena chapter and won several awards in various categories.

The best of show award went to a creation that also took best diorama and is something that has to be seen to be believed. It depicts a building fire scene in railroad "N" gauge that included the sound of arriving fire companies, smoke, fire trucks with lit headlights and emergency lights and an operating ladder truck that extended sections of ladder towards the burning building. Over three years of work were put into the project that was a real hit.

The always popular raffle took place all during the day and featured a 1/32 F-14 donated by MRC.

A good time was had by all as the "Jones clan" took home several awards for their efforts. This is always an enjoyable event and hopefully it will continue to grow.

DECEMBER MEETING

Dec. 14

Helicopters/civil aviation

RAFFLE

PRODUCT NEWS

A recent trip to D&J Hobby in San Jose resulted in the discovery of the "Verlinden Way" series which includes three volumes. Volume 1 on military models and dioramas contains very little text but does have over 120 color photos and tips on painting, weathering and diorama construction. Vol.2 has info on 25 different dioramas and a section done by Shep Paine. Vol. 3 is the one I bought (\$9.95) and is an excellent guide to aircraft construction. 57 color photos and an excellent text make this book a must for aircraft modellers.

P.P. models of England offers 1/72 scale jet aircraft boarding ladders made of photo etched brass. The line includes ladders for the F-4, F-5, F-15, F-16, F-100, F-104 and the A-4. These products have been advertised in Scale Aircraft Modelling but I have not seen them yet in local shops.

I am going to wrap up this first issue at this point, it did not take me long to realize once I attacked it that it is a lot more work than you think.

I'd like to hear your comments, and I will be sure to ask for help if we are to continue to give this a go.

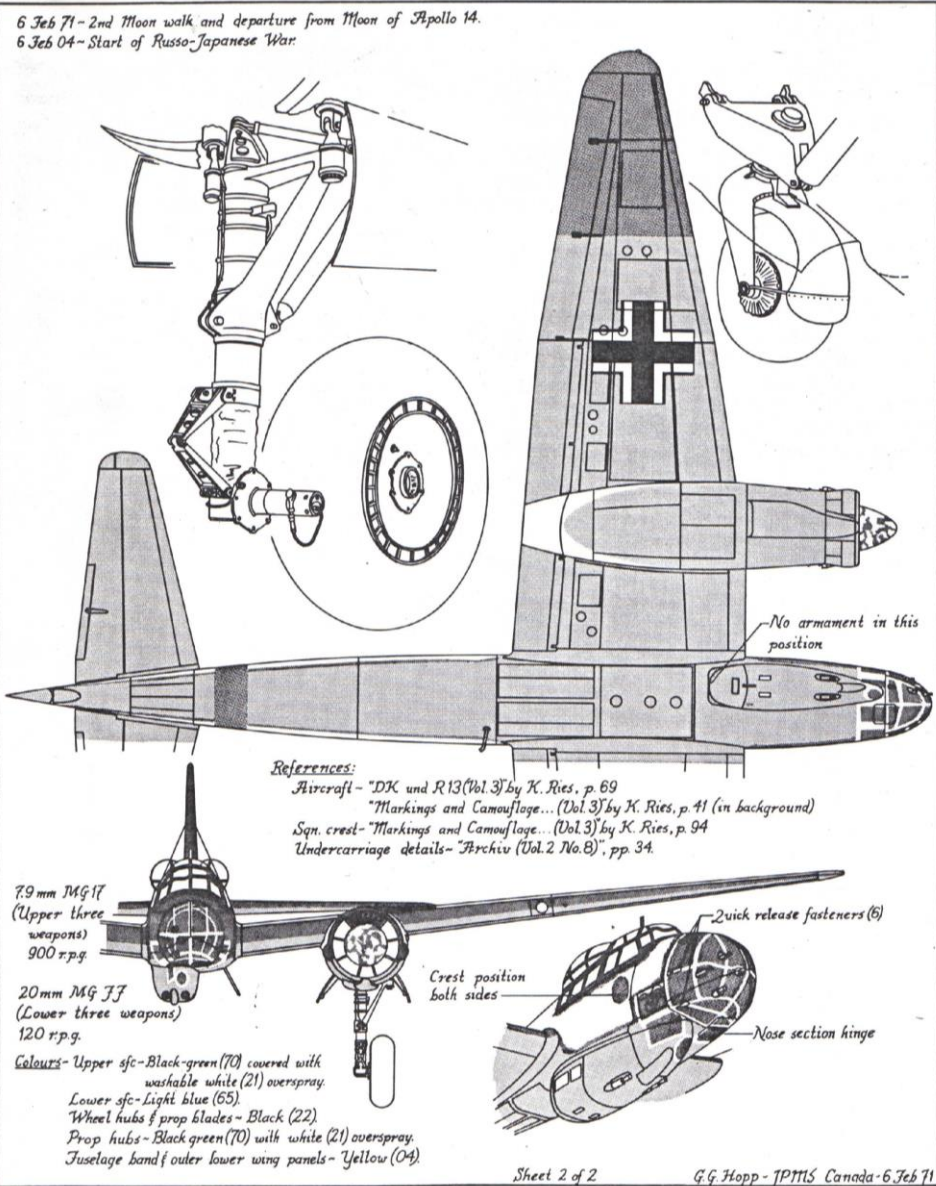
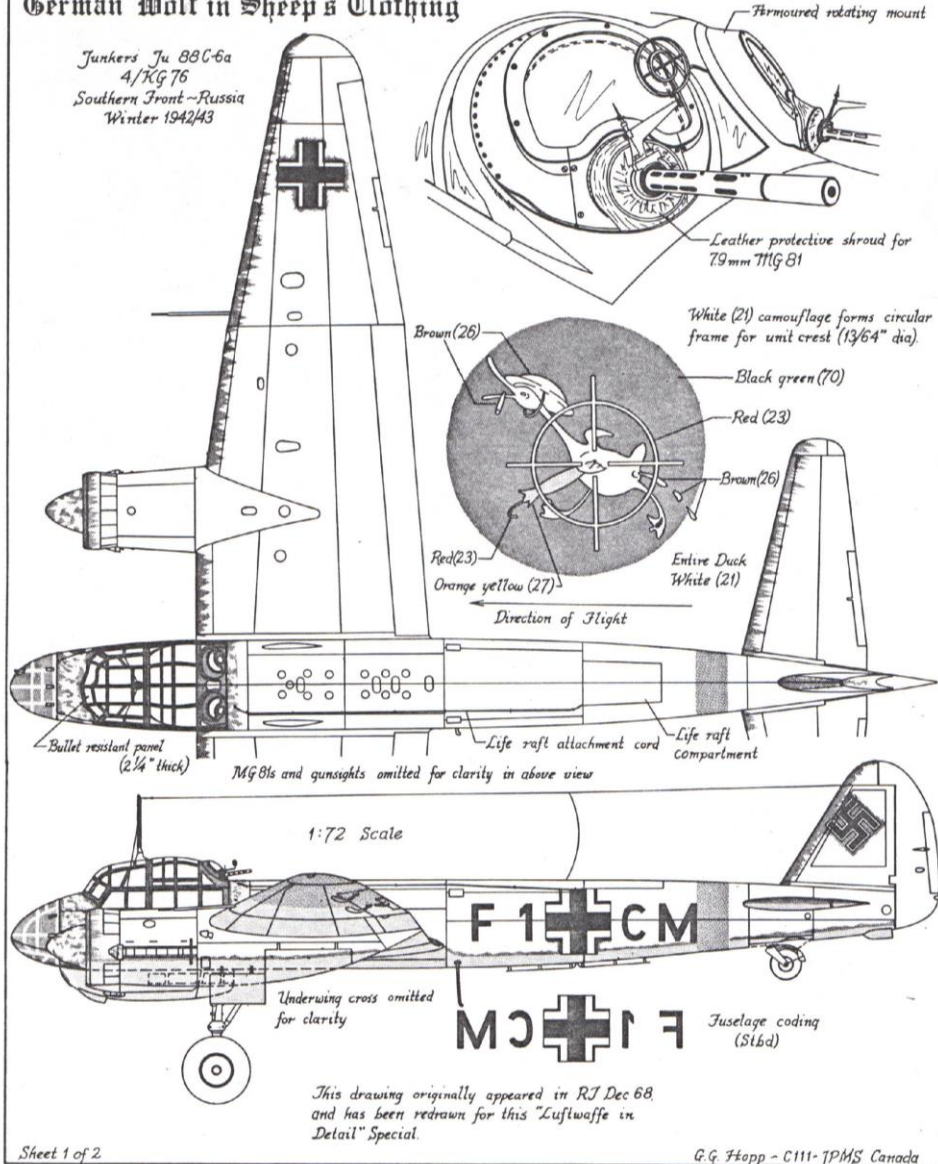
In the meantime, have fun and build a model!

This first issue is dedicated to the memory of the seven persons, including Bob Ennis of Concord who were killed in the crash of the Confederate Air Force PBY-6A near Harlingen, TX. on Oct.13th.

Here is noted by Bill this issue is dedicated to the memory of seven lost in the crash of the CAF PBY-6A on 10-13-84, one name specifically is Bob Ennis of Concord. If one looks over "winner records" of Region Nine and other events, I believe you will find Mr Ennis was one of ours.

German 'Wolf in Sheep's Clothing'

Junkers Ju 88C-6a
4/KG 76
Southern Front - Russia
Winter 1942/43



Very much a "driving force" that made the Fremont Hornets a club you'd like to be part of back in the day, Bill's style and manner were points of reference for this Editor when he became a first time Club President years later in SJSJ/SVSM, along with Tim Curtis, Barry Bauer and one other "Old Bill", that is Mr Bill Magnie, who were all great examples/influences. Alas, all but (thankfully) Barry are now permanently on leave.

Messr Bill Andrews left his mark with us and then had to move to another part of California later in life. He didn't stay out of touch, he became a vital member of the San Joaquin Valley Scale Modelers "Tomcats" with whom he was still active when taken too young, by terminal illness.



SAN JOAQUIN VALLEY SCALE MODELERS
TOMCATS



THE SCRATCHING POST

IPMSUSA REGION 9 CHARTERED CHAPTER

DECEMBER 2011, ISSUE 20, VOLUME 2

WILLIAM "BILL" ANDREWS

Oct 27, 1949 - Dec 4, 2011

INSIDE THIS ISSUE:

NOVEMBER MEETING	2 &
PICS & NOTES	3
ELK GROVE CONTEST PICS AND NOTES	4 &
	5
JANUARY CALENDAR	6
SPARE PARTS	6

UPCOMING EVENTS

- Feb 11 2012—
IPMS Santa Rosa
Hobby Expo 2012
Petaluma
- Feb 12 2012—
NNL West Nats
Santa Clara
- March 24 2012—
IPMS SVSM
Kick off Classic
Santa Clara
- May 16 2012—
IPMS Fresno
"Desert Warfare"
R-9 Regional



The San Joaquin Valley Scale Modelers bid farewell to Bill Andrews who left us too soon on Dec 4th 2011. Bill was a long standing IPMS member as well as a cheerful and always entertaining part of the "Tomcat" family.

It is not easy saying goodbye to a friend, but we would all like to believe that Bill has gone to that endless hobby bench in the sky.

Thanks to the very appreciated associate membership I had with SJVSM (as an alumnus Stockton Tomcat) the splendid Newsletter salute to a fallen friend was in my archive for us.

THAT DOES IT FOR The FREE HORNETS News and DIRECT HISTORY for year 1984, I am sorry to say.


HERE IS PREVIEW OF NEXT TIME : OH, SORRY ...



The ALERT Horns sounding?

*WELL appears my time here is up,
must join with associates for a look to the future...*

See you next issue - mickb



The Free Hornets President **REMINDS OF THE AGREED UPON CHOICE HERE** FOR THOSE THAT MISSED THAT PART



2017 Gruppe Build Officially is “The Cat’s Meow”



(anything, anyway, feline or related, any scale, any subject as long as you can claw your way in...)



C’mon, think about it. You didn’t know that you can find something in “your line of work”? Autos? JAGUAR doesn’t give you any rhythm? Fine, then scratchbuild a scale Fender “git”, and yes, I’ve seen a collection of them in the past, so don’t think it’s just a “funny” here. The Aircraft folks can’t miss, but ARMOR has some surprising choices too. French EBRC, yo?! Stay tuned, Captain will have more “prompts”

COMMISSION OPPORTUNITY

YOUR CAPTAIN BURTON is seeking a 2017 Gruppe Build XO (Exec Officer)

Duties include: Reminding others of the project, wrangling them into shape for entry at scheduled events for 2017/2018, being at TriCity 13 in time to make sure this entry is made in COLLECTIONS CATEGORY, ALL ITEMS go into it!!

Pro: No Pay, No Thanks, No Appreciation, Plenty of Harassment & Grief during year

Con: What the Captain is attempting here, under guise of “delegating important work”

Our President will be glad to review anyone who still hasn’t determined what’s what here, just email at daze61283@mypacks.net with your query...

The Hornets Nest Night Fridays In **AUGUST, OCTOBER & NOVEMBER 2017** *Are PLANNED TO BE CLUB CONTEST Theme Events as outlined:*

August 11- “ SUMMER LIGHTNING ”

While we have a TriCity Classic 13 coming in a month from here with a “Lightning Strikes Twice” Special, this Club Contest is not exactly same !

For “ Summer Lightning ”, not only are those items listed as ONLY eligible for Special (EE or Lockheed Lightnings, Arado 234 “Blitz” family) in the “”please bring them all” column, so are these : ANY scale or type P-47 (Thunderbolt is another term for lightning), Macchi MC.200 Saetta or 202 Folgore (Lightning and Thunderbolt in Italian), Saab J-37 family of Viggen (Thunderbolt), Kawanishi N1K Shiden (Violet Lightning) aka “George”.

ANY Armored vehicles or Automotive directly related items to term “Lightning” , as well same for Ships, SF/Fantasy, Figures, etc are also eligible for the Club Contest “Summer Lightning”, it’s just you’re on your own for research, the sponsor is only familiar with Aircraft for these linkages here.

October 13- “ **ANYTHING Airfix EXCEPT AIRCRAFT** ”

Our Free Hornets are deviously creative in devising schemes, as you may surmise by the above theme. Simply put, you are challenged here to find at least ONE non-aircraft kit of Airfix catalog to enter. Just so you know, someone has already asked, and NO: ROTODYNES or ANY Helos are in the **not** eligible list, as they ARE AIRcraft. ONE EXCEPTION in Airfix catalog does exist, it’s not either of those aforementioned, but it is an air-craft.

Intention here is to stretch your imagination and craft, and when you actually take a look at the number of ships, autos, armor, figures and other type Vehicles/oddities that Airfix has offered, you may get into the spirit of this wholeheartedly we’ll just bet. Oh and by the way, all the “Airfield and Air craft support” models ARE ELIGIBLE ... there’s some potential old and new gold in them thar kits. Just saying.

November 10- “ **HOLY MOLEY MEN It’s 1977 All Over Again** ”

For the last regular Free Hornets Nest of 2017, we’re going to close the 40th anniversary year out with a contest theme thought up earlier in year by a long time Hornet, and it’s another fiendish one. Models from the year 1977 catalog or of 1977 schemes of earlier or later moldings, any kind or scale.

One way to see where we’ve been and where we’re going, you might say. ENJOY in any way.



TRI-CITY CLASSIC 13

Scale Model Contest and Exhibition



Sunday, September 17 2017

Milpitas Community Center 457 E Calaveras Blvd. Milpitas, California 9am - 5pm

56 Categories of Competition in **Aircraft, Autos, Figures, Ships, Military Vehicles, Space & Fictional, and Paper Kits**

This Year's Theme " **Australia** " (anything Australia/NZ or directly related)



NEW Special Awards in addition to traditional First/Second/Third place are:



“ **On The Beach** ” Award for Best Entry befitting the Contest Theme

“ **Blast The Bush** ” (three awards for: Best ANZAC, RAAF, or UK Nuclear Weapon Subject)

“ **Mad Max, Road Warrior** “ Award for Best Post 1945 Australian/NZ subject

Plus these: “ **At Dawn's Early Light** ”, “ **Best Twin Engine Lightning** “, “ **Best 1917** ”, “ **Tasmanian Titan** ”

Also: Vendors, a raffle and other fun items announced on day of event!

[Free Admission to all spectators!](#)

[Contestant Entry: \\$ 10 for modelers 18 & older w/ TEN model entries or less \(\\$1 each additional entry\) All modelers 17/under, FREE/unlimited entries](#)
[For Vendor Information, contact Lou Orselli by phone at \(510\) 481-7335 VALID CA SALES TAX PERMIT REQUIRED](#)

Email Contest Director Mick Burton directly at DAZE61283@mypacks.net with “Tri City 13 Contest” on subject line

COMING UP for sure
IN THE NEXT EDITION



A LOOK BACK HOW “Spirit of ‘45” WENT IN PAST TO ASSIST FUTURE

PLUS

***MORE RETURN TO
CONTINUING A LOOK IN DETAIL AT***

FREE HORNETS

WAAAAAAYYYYYYY

BACK

WHEN



- Mick Burton, madman at large – DAZE61283@mypacks.net
(sole fool responsible for bad content or rude comment here)
“ Come for the models Stay for the Sarcasm “