


AN UNAUTHORIZED (mostly due to unnecessary, also because I said so being I'm the Author) PUBLICATION

The BUZZ – of The Fremont Hornets V.1

Issue 105

May 09 2023



Somehow managing to wing it for now over **46** years...

Welcome

IN THIS ISSUE – You will find:
(basically in the listed order, tho a stream of consciousness device)

LATEST BUZZ (*Issue's Editorial, bearing no relation to the picture on the right*)
REAL COVERAGE NOT MESSING AROUND, APRIL 2023 NEST NEWS INSIDE !
CRUISING 2023, another round of reminds of upcoming stuff



*You May Call This BUZZ The **“NO FOOLING HERE's APRIL HORNETS EDIT”***



ALL INSIDE THIS

CERTIFIABLY ANCIENT PRODUCTION

(well, maybe just the Editor)

Reminder : <http://fremonthornets.yolasite.com/> Just three little pages.
Not a lot to dig through , + Events Calendar web page 3, ALWAYS

THE **Latest** BUZZ (as of May 09 2023 700 PM)

(a Short Take On Present Buzz) by Mick Burton, Buzz Editor

YES! Now # 106 In case you are a new reader, the Issue number is off by one always, since # 0 was outset of this lark. That clarified or muddled, let's get to some actual important business!



“ SEVEN DAYS IN MAY – It’s not just a movie, it’s an Editorial...”

On the topic of editorials somewhat. As this one became the Editor’s equivalent of Modeler’s Shelf of Doom after very successful string of 5 days in May, working up what you are reading here between the 2nd and 6th.

Thinking how nice it would be, to again have myself ahead of the 2nd and 3rd Fridays of a Month. With news pubs done, published and to be working up means future issues for staying there (ahead) for a while, again.

Now, penning so to speak what you have here, 9 days into the month instead of 7 when essentially otherwise done. Now in receipt of material to help get to the finish of another soon due pub, bare bones of that began right after 3rd Friday of last month While in midst of putting another “Special Contest Issue” project to bed.

Which of course got done despite some very hard unavoidable turns in life elsewhere near end of that. Took a short break and as I said, resumed with great aplomb sure that in first seven days this would also be FINI!

All premised of course on basis I’d just whip out an editorial here and push the button to send it all out there. Not often at a loss for something to go on about or stir up a discussion or reflect about, or lacking a swift go at supplementing something already in the issue at hand. Or realizing this is the perfect spot to Break News.

Alas, for this juncture, a glimmering, shimmering illusion of inspiration to go on an exposition found in a recently born source, actually on sober reflection, proves better to be advertised and extolled here instead in a genuine respect for someone who is in this hobby and community of ours with a keen skill at writing also.

I heartily recommend visit (several actually, take in each bit, digest, going again) to President’s Blotter of Dev Sodagar, current President of IPMS Santa Rosa: <https://www.ipmssantarosa.org/category/prez-blotter/>

His two March posts, very good, but it was his “To Sweep or Not To Sweep” that finally prompted me to point to it -mb

THIS – FIRST OF THE YEAR FUN !

EVER BEEN TO A MODEL CONTEST HELD IN A HUGE HOBBY SHOP ??**

11/24/2022 UNOFFICIAL FLYER from MIRANDCO
Information deemed reliable & accurate, not necessarily complete



COMING UP – **SATURDAY MAY 20 2023**



Hosted by **IPMS/SANTA ROSA**
At FUNDEMONIUM, from 9AM to 4PM
Expressway Center, 579 Rohnert Park Expressway
Rohnert Park CA

Contact: **Dev Sodagar** (Chapter President)
ipmssantarosa@gmail.com

LOTS to DO and SEE

Website for updated info <https://www.ipmssantarosa.org/>

****GO TO THE ABOVE, YOU CAN SAY YOU HAVE !!**

AND NOT LONG AFTER THIS, IN JUNE 2023 WE
KNOW THAT THIS IS CONFIRMED DATE

02/01/2023 UNOFFICIAL FLYER from MIRANDCO
Information deemed reliable and accurate but not necessarily complete



Confirmed 2023 edition

SATURDAY

JUNE 17 *

**At TOWN & COUNTRY LUTHERAN CHURCH
4049 MARCONI AVE
SACRAMENTO, CA 95821**

CONTACT : RUSSELL NILES (r_niles1@juno.com)

**since now having gotten lock confirmation on date from Russ about the rented locale after January 30, so be advised*

THEN WE HAVE OF COURSE – IPMS USA NATS

AUGUST 2 thru 5, 2023 in San Marcos TX

*APRIL 2023 NEST, Our EIGHTH Wonder Of World meeting at Al's Shop
The Free Hornets gathering at Hobbies Unlimited in April managed to bring a " Junior Modeler In from the Cold" so to say.*



That's our intrepid youthful explorer in the gray camo with German and Russian Armor in front of him, watching our antics.



Say hello to **Shaurya Patwardhan**, who decided to take the plunge and come to one of our meetings to talk models as he told me and VP Dave Parks. I didn't at first recognize him. But I did recall later on and confirmed with him, that he was in fact one of the few Junior/Youth entrants at TriCity 14. In fact, not only did he do pretty damned good at the categories (swept 1/2/3 in 1C -Youth Mil Vehicle, took 3rd in 2A -Youth SF & Figures, a 1st in 2B-Youth All Other with his Panzer of the Lake diorama), Shaurya took 50 bucks off me. He was the 1st time winner of my "It Figures" Lester Tockerman Memorial Award series, that I started at TC-14, and the 50 dollars was for Junior or Youth (as in his case) entrant who brought the most entries, winning or not. There was a second winner who got 25 bucks of mine, sadly no one else qualified to win the third award ...



As a first timer, Shaurya was innocently patient with us and me as President in particular, seated at call to order



While truly already having an agenda of high priority business line items to deliver, I did try to get through them and give updates to all of the events as quick as I could.

Fortunate for all in attendance, Shaurya finally asked me if we were ever going to get to talking about the models...

SO we pivoted to Model Talk swiftly and started with him

He introduced himself formally to us, as asked. Premised he was primarily an Armor builder. But did like aircraft, just finds Armor easier. Especially WW2 German armor. The T-55 was part of a growing interest in Russian armor.

Shaurya is also a budding RC air/auto modeler, just less affordable for him to pursue. He began scale modelling around age 8, but feels only now in last couple of years has he hit his stride. Now becoming proficient at age 12 with his new airbrush, and a fearless explorer of the Internet for methods, materials, research. He said he found us there, which is how he came to be at the meeting. He is in constant search for events like our TriCity Classic to attend, as none of the upcoming shows are within his means to get to. David and I quizzed him as to whether anyone of his friends, family or school associates were also modelers. Sadly, it seems he is pretty much on his own, and even reported that when asked to explain “what is scale modelling exactly?” to some school mates, they were attentive as he divulged. But was basically told, “well thanks, but that’s just weird” . Ah yes...

Scale modelling has been a part of mankind for most of recorded history in some fashion, but also seems to be relegated thusly now as ever. None but the brave! Shaurya gave a very good run down on his finished Panzer, explaining perhaps it wasn't total accurate, by virtue of the tricolor camo which he really wanted to try his hand at. While confirming that yes, very likely this particular armor was only in Panzer Grey in real life, the important part of this still was what he confirmed. He, Shaurya the Modeler, did indeed, have fun making it.



Looking forward to seeing how he enjoys his T-55 !



Man what a difference in this RAZOR CREST in 1/72 by AMT which we last saw in Buzz #104. Free Hornet **John Larson**, who self describes as “a tanker guy” really did the Mandalorian town red (not just his shirt this time out) with the finish work he applied to his model. Seriously, take a look back at shots I took of this lovely machine in #104 and then compare this same model now.


In fact, stop in take a gander at Buzz #105 on way back, get a look at VP Dave Parks’ much smaller RAZOR CREST to which he was trying out new metalize finishes and weathering. It’s eerie, and a credit to both modelers how fine their finishes turned out. John’s RC is about five times larger than Dave’s, yet both of them have subtle finishes and weathering that if one were to crop pictures right way, could be tough to tell which RC is which with no scale references near.



No matter how or what, I do encourage you to see what a difference in just a month, a vibrant finish to be sure.

At this rate, I may have to in fact break down and check out the film that this model “of a model” is from, just to see how the original looks as comparison. “Mandalorian” here I come...

Another look, more from above this time, and giving more of a view of the front end. Next page, new angle, looking forward.







What? NO, John's RC didn't lay waste to two nearby models, leaving one bent winged and the other seemingly bereft of landing gear, prop, why even tail seems missing.

What will be coming up next is two 1/72 projects (lo! more to compare with the Razor Crest here!) by **Chris Bucholtz**

First one is an essentially now done model, though Chris advised he still had a few more steps to take.





This is Chris's rendering of the Oblique Wing Testbed, NASA Ames/Dryden AD-1.


From the Muroc Models kit superlatively created by none other than an alumnus Free Hornet, Mr David Newman

Chris did relay which brand of white paint he used to the great effect here. I just didn't take notes so can't share that.

The pitot tube on nose is a "stack", extremely tricky to do yet as you see, spot on !

Weirdest part of building it? Wing goes on last, says Chris





Which is considerably NOT THE CASE for the tailless (for now) bird Chris has underway, oddly enough seems the angle of the AD-1 wing nearly aligns with that aforesaid beast. The Airco DH.2 British RFC Fighter of World War One, on left.

As is often the case with history, only nowadays does it seem that incredible amounts of useful to modeler and history buff alike accurate details in reach for World War One material. Century plus later, yes indeed.

Chris imparted to us the many discoveries and now accepted corrections to “ what everyone had thought was the real deal here” of this machine.


As aerial warfare was itself only barely aborning at point this plane became flying reality, many of these were actually more like one off hand builds than being “ production runs of like material ” . Part of the fun.

Speaking of fun, the Editor has been in not so secret delight at seeing the progress here of this former box in his garage, now mightily taking shape to be finish.

Eugenie Ray ever diligently has been working on an Alan 1/35 scale kit of the “Bison II” , obtained in a “theft” at the 2022 December SVSM Gift Exchange.

It was one of my three wrapped kit contributions to that event, and delights me that she wanted to steal it.





It delighted even more the person Eugenie stole it from, though she'd not known that. As in he already had one he was trying to sell, so crushed when he unwrapped that gift to get this! Thanks to all, I finally know what this vehicle is, long after bid won me it at a long ago SR auction.

This German WW2 SPG was made by revamping older Panzer II chassis to fit a Sig-33 150mm field gun on it.

While the prior Bison I that similarly employed the Panzer I chassis was quite successful, this II not so much.

Eugenie has ran with it undaunted, and her joy with the kit's 3 piece tea kettle best seen in how it turned out. Maybe bit of mystery why it was in kit, but here's tea ya.





Okay, back to general look at the April 2023 Hornet's Nest here, as by now Peter Long has arrived to join us and add his two kits in. In quiet contemplation of them, Lou Orselli, while Gabriel Lee looks on the new armor and Pete gives Photo Man (me) the evil eye.

Unhindered by it all, **Frank Babbitt** began talk of his well underway EE Lightning, which kit he worked is a detail again that now escapes me.

Frank gives a closer look to one of our new members, who did bring along some nice kits to give away at the end of the evening when he gave that as his part of Model Talk. Sorry, as I did not catch his ID this go around and will have to belatedly give him due props for the generous donations. Shaurya ended up with a brand new issue of the Airfix USAAF Bomber ReSupply Set with the encouragement of all, and I ended up with a shrinkwrapped 1/48th scale Monogram P-61 Black Widow, partly as I had extolled its virtues when donator put it up. Thanks again for now, Man In Blue we do thank you ! I bet Shaurya finishes his model a bit sooner than I get to that big Black Widow.





Not having the spoken details in large part to share here doesn't prevent me from giving a good look at Frank's Lightning F.6 in 1/72 scale glory. We pointed out some salient items for Shaurya's benefit, as this bird definitely not one he is at all familiar.

Shaurya did note he saw that this English jet seemed to share the feature of the extra fins on the bottom rear portion of fuselage which he had some puzzlement over, having seen similar on F-14, F-8 aircraft for two he mentioned knowing some of. Basics of why all them have this, it's an aerodynamic effort to tame the tendency of "go fast" jets to "wriggle or snake" in flight, often at higher speeds. A tendency that undercuts mightily the intention of having a steady gun or missile firing platform when aiming




We Lightning fans also detailed that the English Electric Lightning in all its forms, is a TWIN engined aircraft.

The two turbo jets are staggered inline within rear fuselage and separate ducts from the single opening nose intake do the air feed. This greatly simplifies the overcoming of drag created when more common planforms for twin engine a/c are used. Like the contemporary period Mikoyan MiG-21 originally designed, the EE Lightning was to be supersonic extremely quick reaction interceptor of incoming bombers.

Considerations of need for additional onboard fuel, ability to inflight refuel, carrying anything besides the missiles (two) and later, aircraft cannon (two) was a problem for the future and left to then for solution if needed at all.

Those overwing fuel tanks were put there not to look cool but in fact due the landing gear retracts into wings, leaving no room elsewhere. If you'd need your Lightnings very far from original basing, you'd need the tanks to fly them there as you might figure the onboard fuselage fuel is minimal.

Point Defence Interceptor, indeed !



Another item in design common with the MiG-21 that the EE shares, not so obvious but it's there. They are both of "tailed delta" planform. While you can see that clearly on the MiG, the "notched delta" of the Lightning isn't so easy to make out as such. Note also how the "flying surfaces" are on wing edges on two angles, as well. These old birds are a lot more maneuverable than many realize in a fight.

Seated across from Frank was **Randy Ray**. Who, like his wife, was hard at finding time to try and complete that kit he had as a "theft prize" from the same 2022 SVSM event.

That kit being the "Flying Razor" Fokker D.VIII in 1/48th by DML (Dragon). A very nice "multi media" offering in the days of old, so to speak. Plastic, resin, photo etc.



As Randy made clear, he's not a 1/48th scale builder for the most part, so having spare bits and decals to rummage through for help was not a viable option here.

He did again reinforce community aspect of "social modelling" that has been enhanced with modern tools like social media. Randy's request for any help with getting propeller decals to replace those in his kit was answered

by someone who sent along leftovers from an old Microscale sheet he had. Truly a brother in modelling and good soul to help.



Besides the “Flying Razor” he had mightily underway, Randy had to share that evening with us two new armor related kits.

One was this 1/72nd scale Italian Armored Car 1ZM, which I have since learned began as a product of Lancia during the First World War back in 1916, but managed to continue into Second World War, even ending up with Wermacht as used into 1943 as Panzerspahwagen 1M !

Randy also had a new 1/35th scale Panzer I in Spanish Civil War service, a kit from MiG AMMO.

So now, on the right a better look at Randy’s Fokker E.V/D.8 underway, the fuselage in 3-D resting on box almost in line with the 2-D example

To the left, the notorious “flat” struts That are kit supplied photo etch. As Randy and others note, the actual 1/1 Items had an airfoil shape of sorts, so anything but PE might have been better answer. I have since learned of some solving this, using viscous CA to create a subtle airfoil on PE.



Next up in our Model Talk that evening was **Gabriel Lee**. Sticking another fine arrow into his quiver getting Space Battleship



Yamato 2022 animation series from Japan modeled as completely as possible. Gabriel is intending to make sure this can be on a table for IPMS USA Nats in San Marcos this summer. So hopefully media picks it up in coverage, to have folks like Bandai and the television series producers take notice. Thus promoting chance of more kits like this on the future way. Gabriel's vehicle is

the Combat Tender DAOE-1 ASUKA, kitted by BANDAI. He already has the Space Battleship Yamato 2022 done, you see.





An overhead look at Gabriel's work, also a view ahead of Peter Long's and Louis Orselli's table offerings for Model Talk



“ NOW IT CAN BE TOLD ”
should be the nom de plume for **Peter Long** these days, seeing as again there is a “ early preview” Tamiya kit in his capable hands.

This is now finished, the new Tamiya 1/35th Panzer IV/70(A) kit. Which should be coming to stores during month of April.

Peter had this underway as you could see in pictures from March Hornet’s Nest (see Buzz #105) .

As you will also see in that past issue, I was under orders not to put any pictures of the kit boxing out if I took them. Like I said, now it can be acknowledged and enjoy these shots, such as they are.

Peter brought along his rendering of the new Tamiya 1/48th scale M8 Motorized Howitzer Carriage, which Free Hornets Bob Meyers and Dave Parks had already shown as a simply brilliant fast build.





One last look at April's table pair from Peter Long, and then we will wrap up with two looks at the late part of the Nest gather.

When you're a parent, you're often following your kid's lead in things, that's the way life is. Edwin Cuenco made it to our Nest later in evening, but he did make it, after making sure his important "Dad duties" were met responsibly. Good to see him.



Maybe a trend? Long ties and dress shirts de rigueur attire for attendance at upcoming Nests? Naaaah. Never happen.



But when I look over these shots while editing, it sure comes home how nice it is to hold meets inside a real Hobby Shop !!

And our last look at April's Nest is a shot of Louis Orselli's marvelous 1/144th "old kitting" of a B-29A Superfortress
As he relayed it, he recalled this Fujimi kit was hands down a finer kit than later offerings from others. He managed to find one through RarePlane Detective, and the merchant apologized for it being "not the B-29 bomber but the F-13A kitting". Oh I am so jealous of this. Very few even know that the F-13 existed or saw service, until now I had no idea anyone had kitted them



THEN RIGHT AFTER ALL THE FUN IN SAN MARCOS TEXAS...YOU CAN COUNT ON FUN NEARER BY

01-10-2023 **UNOFFICIAL FLYER**

Information deemed reliable



from MIRANDCO

but not necessarily complete

GET UPDATES and ADDITIONAL INFO at their address ipmslv@aol.com Or IPMSLV.com

The banner features a dark grey background with a navigation bar at the top containing the text: HOME MEETINGS & EVENTS GALLERY BEST OF THE WEST CONTACT JOIN IPMS FRIENDS. On the left and right sides of the navigation bar are circular logos for the Pacific Northwest IPMS Chapter and the International Precision Modelers Society (IPMS). The main content area is centered and features a large, ornate diamond-shaped logo for the '2023 MODEL SHOW & CONVENTION BEST OF THE WEST' by the 'IPMS LAS VEGAS CHAPTER' (founded in 1968). Below this logo, the event is scheduled for 'August 19th 2023' at 'The Orleans Hotel & Casino'. The event is sponsored by 'Findlay Subaru' at 6455 W Roy Horn Way, Las Vegas, NV 89118, with phone number 702-495-2100. A photograph of the Subaru dealership is included. The event hours are 9 a.m. to 5 p.m. Admission details are provided: Contest & Show Admission is \$20 for the first 3 models and \$2 for each additional; General Admission is free for non-contest attendees; and \$5 for individuals or families, with children under 12 free. Active military and first responders are also free. Surrounding the central text are illustrations of a classic white car, a fighter jet, a model airplane, and a tank.

With more good fun ahead in Early October , Thanks Doug & Crew



RENO HIGH ROLLERS

Host

Their 22nd Show & Contest

SATURDAY - OCTOBER 07 2023 - 9AM TO 4PM

RENO ELKS LODGE, 593 KUMLE LANE, Reno NV 89509

TENTATIVE THEME is "THE SWINGING '60s"

CONTACT - President Doug Summers GHPLD@att.net



01-11-2023 **UNOFFICIAL FLYER**

Information deemed reliable



from MIRANDCO

but not necessarily complete

GET UPDATES and ADDITIONAL INFO at their address
RENOHIGHROLLERS.com

*IF YOU LIKE US TO TRY HAVING SOME CLUB CONTESTS NOW AND THEN,
GOOD. BECAUSE HERE COMES OUR MID YEAR LINE UP ALREADY!*

JUNE 09 2023 Free Hornet Member's Club Contest Theme

" The D-Day Club Contest"

The short and sweet of it? If your chosen entry vehicle or figure or what have you has "D" finite linkage in its Designation then it is **ELIGIBLE TO COMPETE**

Examples include :

Douglas or Dassault aircraft, Daimler or Dodge automobiles, DUKW amphibians, any subject that clearly relates directly to June 6 1944, but don't be shy.

I barely touched the range of possible Destroyers of concept that this theme is difficult to find range in. Don't get me started on Dr Dornier or Doolittle...

BONUS FEATURE – The following Friday there is a Club Contest At SVSM meeting, “D-Day Deux”. Check this link for details: <https://www.mickbmodeler.com/august-2022-svsm.php>

CORVETTE SUMMER (*for you*)

Is JULY Free Hornets ClubCon

And part Deux will be at next Month on Third Friday SVSM

Simple rules: Your entry must be a Corvette, any period, style, etc.

Lest you think this is only for Chevrolet fans, let me refresh you:

Corvette noun cor·vette kôr-'vet

a warship ranking in the old sailing navies
next below a frigate

a highly maneuverable armed escort ship that is smaller
than a destroyer

*SO, there you have it, a grand experiment if you will, please try to
at least give it a chance. CASH PRIZES on offer, from the Editor*

Coming Up NEXT

The Next Hornets Nest Night Is **FRIDAY MAY 12 2023**

REMINDER – Al Gerace has generously offered us the use of Hobbies Unlimited shop space After Hours to hold our meeting! Treasurer/VP Dave Parks has generously been willing to provide the chairs and transport to/from of these, as well as be in charge of attendance and access for the meeting at the Hobby Shop. Be Respectful of all that

“MAY THE FOURTH ROCK YOU ”
AND EDITOR STILL BE PRESIDENT FOR TODAY

PLUS IN A FUTURE NEXT EDITION

WE MAY FINALLY AGAIN RETURN TO CONTINUING A LOOK IN DETAIL AT FREE HORNETS

WAAAAAAYYYYYYY

BACK WHEN

ALONG WITH COVERAGE OF NOT SO LONG AGO SUCCESSES OF FREE HORNETS LIKE THIS

*And possibly, some explore in more detail of the **FREE HORNETS TRICITY 14** event occurrence...*



- Mick Burton, madman at large – DAZE61283@mypacks.net
(sole fool responsible for bad content or rude comment here) “ Come for the models Stay for the Sarcasm “