


AN UNAUTHORIZED (mostly due to unnecessary, also because I said so being I'm the Author) PUBLICATION

The BUZZ – of The Fremont Hornets V.1

Issue 27



January 20 2015



Somehow managing to wing it for now over 38 years...

Welcome

IN THIS ISSUE – You will find: (basically in the listed order, tho a stream of consciousness device)

A Short Take on Present BUZZ (Issue's Editorial, in case you need clarification) Reminder of upcoming Nest 02-13-15

Short schedule of upcoming near meets and events of possible interest to Hornets and their friends

OPENING NONSENSE with remind of Free Hornets SPECIAL “ FUN WITH PHOTOS ” Caption Competition



A LOOK BACK FROM THE FRONT – “ JAWS ! ” January 2015 Club meeting dissertation

ANNOUNCING – MAY 2015 Meeting has OUR NEXT CLUB CONTEST THEME “ Spy Vs Spy ”


A RACING REMEMBRANCE in Model Article from Expatriate Hornet R J Williams

**“ GRUPPE BUILD 2015: Any BF's by AF “ advertisement to keep everyone aware and incentivized
11th of SEPTEMBER 2015 FREE HORNETS CLUB CONTEST SPECIAL ANNOUNCED NOW !!**

THE Latest BUZZ (as of Jan 20 2015 evening)

(a Short Take On Present Buzz) by Mick Burton, Buzz Editor (& Hornets Treasurer a Deux, Current Contest Director for 2014/15 season)

YES! Now #28 In case you are a new reader, the Issue number is off by one always, since #0 was outset of this lark. That clarified or muddled, let's get to some actual important business!



“That Which Survives: The Chance to celebrate unity vs division, a new year’s plan

Here it is. The 30th NNL West nearly here, a show born from too much division (competition)

Now it unifies what is greatest of ours, the ability to share what we love while setting aside what divides us

It has been reliably relayed to me over the many years how this fantastic organization of NNL came to be. I’ve also participated in some fashion as customer, or “on the street promoter”, and/or just crazed photog, at several of them since at least 1986 (when the 2nd NNL-West was held in Sunnyvale, from NOON to MIDNIGHT !).

So often my (and quite a few others, I’m aware) editorial bends seem to re-iterate theme of finding a good way to keep the focus on fun in the community of “Social Modelbuilding”. Rather than see “important points “ get folks at odds, roiling at your clubs & events until no one wants to be around one another enough to keep going

My hat’s off to these modelers (what we share in common with them) who continue to prove well how to do so
This show and other NNL regional events like it, thrive (not just survive) from DOING the work of fun - *mickb*

The Hornets Nest Night Friday February 13 @ Irvington Locale ***PLANNED TO BE***

Minimal Business, Plenty Model Talk , Buildfest

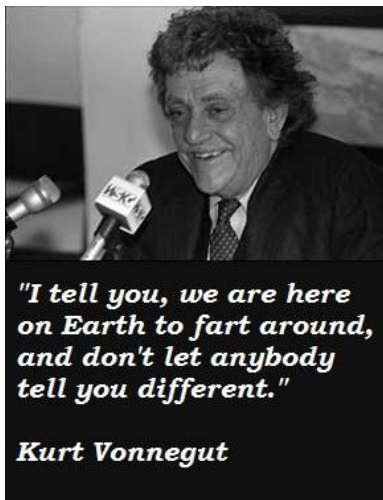
Saturday, January 31 2015 – NNL West host their annual “ NNL Western Event” at Santa Clara Convention Center, Santa Clara CA – 9am to 4pm

Friday, February 20 2015 – SVSM meeting “ Kelly’s Heroes” Club Contest, MPD community room, Milpitas, CA

Saturday, April 11 2015 – SV Classic # 2, “ Sun, Sand & Surf ” at Napredak Hall, 770 Montague Expwy, San Jose CA

Friday, May 8 2015 – Fremont Hornets meeting, “ Spy Vs Spy “ Club Contest, Irvington Community Center, Fremont CA

Saturday, June 13 2015 – Hobby Expo 2015, “ Heroes & SuperHeroes ” at Wells Fargo Center for the Arts, Santa Rosa CA



"I tell you, we are here on Earth to fart around, and don't let anybody tell you different."

Kurt Vonnegut

THIS FAMOUS AUTHOR AND FAVORITE OF THE EDITOR , INNOCENTLY PROVIDED A MAJOR ASSIST TO HIM IN ENCOURAGING EVERYONE TO SUBMIT HIS OR HER ENTRY FOR :

the FREE HORNETS FIRST EVER “ FUNNY FOTO CAPTION CONTEST “

It's real simple .

Here's the “ Funny Foto ” on the right

Now you all have until mid-next month to submit something you'd be willing to have for all eternity, available on ' Net to embarrass your memory , as your caption entry for this - →

Winner(s) will be selected, published here in V.1 Buzz sometime after February Nest.

Also likely your witty wisdom will be found on one of the Hornet Websites for a while ...credited to you by name!

SUBMISSIONS ACCEPTED by EMAIL ONLY (so I know who you are !)

When sent to the Fremont Web Editor/Contact daze61283@mypacks.net address

Poor Examples for now:

“ I'm NOT YOUR MUMMY, dummy”

“Oh I coulda bin an Ace Bandage model? ... I should punch your lights out, A-ho !”

“ Hello ! I'm your Head Judge. Bite me ”

“ I AM your Contest Director, and *I SAY IT'S A WRAP !* “

“ Sir, for a Hamburger today, I will gladly pay you on Tuesday ”



Free Hornet's *January Nest* (a look back from *The Front*)



Even after all that pizza we had in 2014, the Free Hornets managed to arrive abundantly and suitably sarcastic for first 2015 meeting.

Due to later than planned arrival, President Burton (also Editor) must pickup where he walked in, all of this activity already well in play. Watch now as the “Italian Magician” gestures, and makes appear here:



Miss the trick? Okay, here take a look. Below, now a FOURTH model is on the display table. (the P-47D)
Then, that empty chair above right? Look now right: you see a LONG ABSENT RETURNEE HORNET in Giants cap, sitting there. Thanks also to Louis's work,



see THREE NEW RAFFLE PRIZES are on the table.

What's in the bag is directly key to those raffle prizes. Those tickets didn't get there by themselves, and thanks goes to Mike Woolson here for them!



Those decals and these lists hidden in above shot by bag, are property of Ray Williams who's back for a stay with us awhile, I believe. That's Ray looking out among the many new to him faces of this club he's an alumnus of, indeed.

More on these topics soon...



As Jim and Louis kept up conversing with "Go Navy" Ray to catch him up on things like our "buildfesting" at meet, which he learned of here. As I stood shocked by early arriving Mike Meek here, Ray saw evidently we do

these days, indeed, keep at building models at the Nest. Or calling 911 to rescue oneself from giving in to temptation, buy yet MORE KITS...NO!




Well, OK for the most part. Frank Babbit's calculating how much of Ray's listed sale inventory he's going to buy and the number of semi's required




I didn't record what tome Gabriel Lee was speed reading at the time. Ray Lloyd's ignoring me with a screen, while Steven Ang had number of new volumes to peruse, thanks to others this time out. I believe two Luftwaffe books are property of Patrick Hsieh's that he brought to share with Steve, can't say for sure.

This odd one, I had brought to see if Steve would enjoy it or even had heard of "The Last Dinosaur Book". As one of its charms is author's proclamation that one of his more useful sources, as well as inspiration for his book, was "The Dinosaur Scrapbook" by D.F. Glut. Steve knew of Glut



When later I checked back for his take on "The Last", pleased due to our converse thusly got a chance to share the joy of discovering "National Geographic, February '42" "in the flesh", when haunting old bookshops and flea market venue. Which led to our relating tale to Patrick and Kelli, others listening in, how it is that old mag's a sought after, rare beast! A true "holy grail" like the Revell "Atomic Power Plant" or their XSL-0001 Rocket kit.

On Amazon at time of this writeup, 1 used copy avail (of Volume 81, #2), 75 dollars, just to illustrate. A term which neatly defines why "Nat Geo Mag Feb '42" is well known to a cross section of folks seeking it out. That's modelers, dinosaur fans, artists, magazine and art collectors alike. Volume has a gallery of Charles R. Knight's work in "Parade of Life Through The Ages", as the feature which has built this following and lucrative result. Interestingly as well, it's also where the NG "1942 Theatre of War in the Pacific Ocean Map" made a first appearance, you can buy that for 29.95 in laminated form these days. Just so you all now know, too. Along with fact you can obtain a *digital copy* of this pricey old mag in a CD or DVD collection, fairly close to "going price" of the original print editions. That option so includes then a complete set of all the OTHER issues over the years that modelers have used for references! And the maps...



Okay, I'll map our way out of this eddy o' mine. On the left, a gorgeous profile book brought by Kent McClure, who may have known what one of these other modelers was up to ! Which sometimes can be easy for me to find,



as I cruise about the room during our time, shooting pictures candidly. See, Cliff's there, smiling. Don't think my work is all smiles and free access...


As you might note, Kelli has developed a sudden close interest in her project, Gabriel Lee follows her lead with a “spruesome grimace”, Kent’s now intensely focused on his detail work here.



Mike Meek on the other hand, gives me a clear demonstration of just how handy he can be with a “Dexter Grade” razor saw.




With a gleeful reminder of how styrene plastic is tougher than flesh. However, we’ll start here anyway.





For a look at what some of you are building! Mike resumed his his actual gleeful serious work on this, a 1/72 scale conversion of the Hasegawa S2F ASW Grumman “Tracker”. Of course, since it’s Mike, it has to become a FireFighting Aircraft with all this.

The Draw Decals in view with the conversion parts, reveal the exciting final results will be a Cal Fire S-2 T “Turbo Tracker”. Go MIKE !





Next up, Chris Bucholtz, who stepped away just long enough for me to take these pics. Perhaps his neighbor two seats down will lend him that MiG book we saw earlier, hey?



Kent McClure channels “King Kong” with his current project, an exotic female character. A picture of lady in question is visible in the yellow box.



Gabriel Lee had a veritable universe of models underway. In his hands, export version night attack helicopter the Mi-35M “Hind E”. Fuerza Aerea Venezuela markings will be likeliest of schemes for this one, my bet.

In his working in process stacks, we find Gabriel has: Space 1999 “Hawk” spacecraft in 1/72 by MPC. Arii’s re-release of the LS molded Bede BD-5 & BD-5J in 1/72. Airfix new mold F-51D postwar Mustang in 1/72, accompanied by Hasegawa’s US Pilots / Ground Crew Set. The Star Wars 1/72 TIE Fighter in 1/72 by Fine Molds, a Douglas DC-9 fill out his contingent.



Cliff Kranz started the year off with a change of pace from his steady diet of metal tank tracks assembly, with a box scale Revell USS Mission Capistrano Fleet Oiler.

One could speculate on Cliff’s baleful gaze here, parked as he is under his cap from now long ago IPMS SemiCon Nats of 1998. But I think he knows, we can be proud of our performance under pressure that brought about that event. Yet to be matched, much less topped, in R-9. But not for lack of trying, in varying degrees of attempts.



Patrick Hsieh – Continuing his passion for German Aircraft of WW2 with WIP Me-163B, by Academy 1/72 plus a Polikarpov in readiness for a changeup!
Kelli – a Sdkfz 223 well underway, go Kelli.



Randy Ray's incredibly well stocked portable modelling taskbox in a nearly PanzerGelb shade of plastic, supports his work on Tasca M4A3E8, 1/35



Mike Woolson is working up a 1/48 Tamiya Humvee as you here see.



Frank Babbitt is catching up on an item he first launched when we had theme for a Gruppe Build of "Eyes in the Sky". His RF-84F Thunderflash, 1/48 scale Heller kit is very likely another award winner when Frank's done deciding final schema



Ray Lloyd, our Charges d'Affaires when all matters concerning our vital consistent meeting place are involved, working on model for our Nests of March, June/July. Ray warned us the **MARCH 2015** is a **short hours night** we *have booked*. The room is not available before 830 PM, and we still must vacate by 1030. We came to agreement that Nest *will be a NO BUILDFEST NIGHT, ALL DISPLAY AND MODEL TALK* with of course, **our famed Raffle** and trademark sarcastic tone as always.

Louis Orselli (who has some 1/48 Macchi fighters of WW2 underway that night) worked us a plan to perhaps launch our first "Kittyhawk Kit Special" that meeting night, and OV-10D 1/32 as the lead in!



More details on both these important but just sketched in projects are coming soon.

For now, we change gears to examine the finished (for the most part) Talk Items on Display table.

Prefaced by a “reveal” here, for those who weren’t there.



President Burton has constructed notes about all the prior table talks and what you’re about to read, from his scant gathering of intel during January Nest, and review of his pictures.

The Table & Model Talk phase of January Nest was basically left minimalist.

So any omissions or errors of sarcastic fact are on him with no apologies. Starting here with this gallery shoot



This is Cliff Kranz’s DML 1/144 “Stealth Helicopter”. Nice work, all hand painted too.

Nearby was Chris Bucholtz's nearly finished next P-47D in 1/72. Then we espy two more Cliff Kranz armor works, Panther (Panzer V) & a Patton.



Like Chris's P-47 above, Cliff's M48? Patton appears to have "just about finished, but not quite" status. I base this solely on lack of any markings at all on vehicle. We'll find out I am sure




Now before we wrap up, I have a serious question to pose to you all...

In face of the “Unimaginable Horror” coming at them




How can this crew so calmly go on with Modelling?



UNRETOUCHED pics ! All our Fearless Free Free Hornets going about their model business, as if there's not a *Trunkload of Terror* and an *Unspeakable Menace* worthy of H.P. Lovecraft, loose on table, threatening their very lives. How be it?

AHA ! THAT IS IT ! THE MAGIC, THE ONE TRUE ANSWER, THE SECRET KNOWLEDGE OF THE FREE HORNETS ... LIES HERE !



Like the Editor, they're all waiting to hear their Numbers called for the NIGHT's RAFFLE !!

Whereupon (thanks to the true magic of Louis Orselli of the Hornets working with Magic Shop Purveyor Al Gerace, of "Hobbies Unlimited") a provision of fine choices awaited a lucky three winners. Not just Frank "Always wins" Babbitt.



While the major league win sought you may surmise, was an oh so magnificent BRAND NEW Academy F-4J in 1/48. No shock there. The Spitfire didn't miss out on love either.

Still, so happens another sea based prize had its fans too.

The Great White Shark here, one model kit the Editor and several others really wanted.

In an amusing turn of drama, now last kit standing, several



winning ticket draws said throw the fish back ! The hook finally landed when President pulled Kelli's ticket, exactly one number ahead of his own!



These shots here are from SVSM November 2014 "Sharks Special"

Gabriel Lee you see on the right, skillfully carried this same kit to a winning result.



After all, take a look at this guy above. Would you want to risk saying no to showing him in all his toothy glory? Comes with "prey" in a cage, too.

OUR BIG FREE HORNET SURPRISE OF JANUARY !



Congratulations to Model of the Month winner, Chris Bucholtz !



As Chris explained in excellent tale, this is “Bonnie Lynn”, aircraft of the 379th FS, 362nd FG flown by Lt Gene Martin. Nearly 50 years ago, April ‘45 These particular decals are accurately rendered thanks to Chris’s work with Gene. Plus his own investments with a decal house you may have heard of.

Yes, you’re looking at Barrucudacal

BC-72038 sheet, item # 5. Roy is also offering this in 1/48 scale, “Mogin’s Maulers” BC-48039



Chris related that he’s building this airplane in a true race against time. He sends regular updates of progress to Gene Martin, who’s been thrilled at how model is turning out. The pressure is on though, for this mighty veteran is now in Hospice care. May the best come of this mighty effort, truly.

Mickb-fini

And if you’d like to see MORE pictures: link on here www.fremonthornets.org (gallery) under Hornets Nest 2015 meets look for JANUARY of course

*Mick Burton, madman at large – DAZE61283@mypacks.net (sole fool responsible for bad content or rude comment here) “Come for the models *Stay for the Sarcasm**

BONUS FEATURE –aka Post Scripting

You may have noticed (or not), that in having a bit of sport with everyone, that no actual information given about the specifics of what and whose models those were.

Or that in fact, at least in one case, humorous titling of “*Unimaginable Horror*” was pretty much the actual correct designation for the model in question. Also way to accurately sum up the author and his legendary works, even for his adherents !

First things first though. These very well rendered pieces were done by our Kent McClure, and for their true scale you should look bottom right. I enjoyed how the pictures cropped and scaled up, and lent themselves to a bit of editor’s mischief.

The “Blue Violet Violence” (my reference) is based on the works of American Horror Writer, Howard Phillips (HP) Lovecraft (1890-1937), whose writings often refer in darkly hinted or manner directly to “unimaginable horror, unspeakable things beyond the comprehension of mere mankind” that, of course, were never to be loosed in our universe by vain, foolish men, or those whose curiosity exceeded that which he considered proper boundaries. (No foil hats in his size, I guess)

Take a compare of him to the Shark !





Tough call on which would be a better match for illustrating “a cold fish” or, an unspeakable horror... (like his texts)



Now all my tales are based on the fundamental premise that common human laws and interests and emotions have no validity or significance in the vast cosmos at large. To me there is nothing but puerility in a tale in which the human form—and the local human passions and conditions and standards—are depicted as native to other worlds or other universes. To achieve the essence of real externality, whether of time or space or dimension, one must forget that such things as organic life, good and evil, love and hate, and all such local attributes of a negligible and temporary race called mankind, have any existence at all. Only the human scenes and characters must have human qualities. These must be handled with unsparing realism, (not catch-penny romanticism) but when we cross the line to the boundless and hideous unknown—the shadow-haunted Outside—we must remember to leave our humanity and terrestrialism at the threshold.

H.P. Lovecraft, in note to the editor of Weird Tales, on resubmission of “The Call of Cthulhu”



2015 MAY HORNETS NEST has a CLUB CONTEST GOING !

SPY vs SPY

Having some MAD fun with the Memorable Month You Might Say, OK

MAY, in these modern times has become somewhat identified with Revolutions (May Day) Evolutions (Cinco de Mayo) and Wrecked Recce Solutions (Powers U-2 Shootdown). In that vein, and in view of our own recent past Gruppe Build of “*Eyes In The Sky*” which perhaps has a few “unfinished threads”, President & Editor chose this theme for a tryout.

Real Basic, Real Easy Rules for Entry

QUALIFYING: All entries must be FINISHED to be eligible for awarding.

Any and all Recce craft/subject (Air.Land.Sea)

OR

any Primarily Black or White or BOTH (unblended, Greys don't qualify regardless of 50 (or more) shades available).

Suggestions:

P-38M, F-82G, F-87, P-70, P-61, U-2, A-12, F-12, SR-71, JPS F-1 car, “Bullitt Charger”

Simon Templar's P-1800 Volvo or later Jaguar, X-1, X-2, X-3, X-5, X-15, B-70

“Dazzle camo PT Boat”, P-51 Dazzle Camo experiment, Zebras, you get the idea I would hope



“ RED ” RETURNS WITH A RACER OF A DIFFERENT STRIPE



“DRIVING DOWN MEMORY LANE AT THE RUBBER BOWL”

1/25th Scale Kurtis Midget Racer No. 27 by Revell

Built by: Rodney J. Williams © June 23, 2014

I was born in Akron, Ohio in 1931 and the “Rubber Bowl” stadium was built in 1939 next to our city airport. Several events started to appear at the Rubber Bowl after WW-II was over in 1945. One special event came to the bowl in the summer time around 1947 and it was “Midget Car Racing.”



My cousin Jimmy came to live with us after he got out of the Navy in 1945. His best friend Ed from Alliance, Ohio came over and entered his racer in the events.


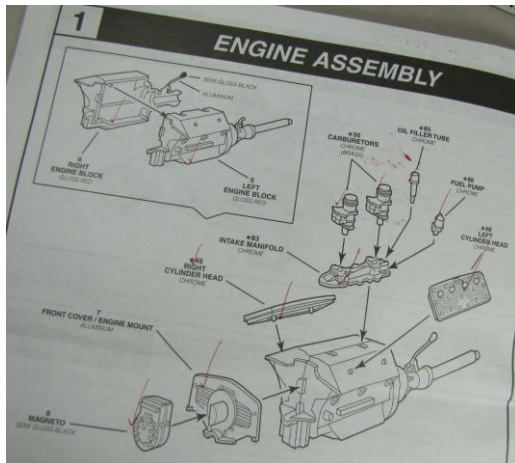
Somehow, cousin Jim learned how to drive Ed's racer and a year or so later I was able to drive Ed's car in the races. I was somewhere around 17 years old.

Wow, what a thrill it was to become a part time race driver.

In early 2014 I was surfing the model web sites and found this gem of a racer and "I JUST HAD TO HAVE IT."

Upon arrival, the kit was opened for inspection. I just had to start building, as it had next to no flashing, sink marks or other regular kit imperfections.


There are a bit more than a dozen steps in the building process and number one was the engine, which went together extremely well.






Next came the chassis, its tubular frame and the bottom pan as they call it, which fit nicely together.

The radiator was glued to the front of these parts.

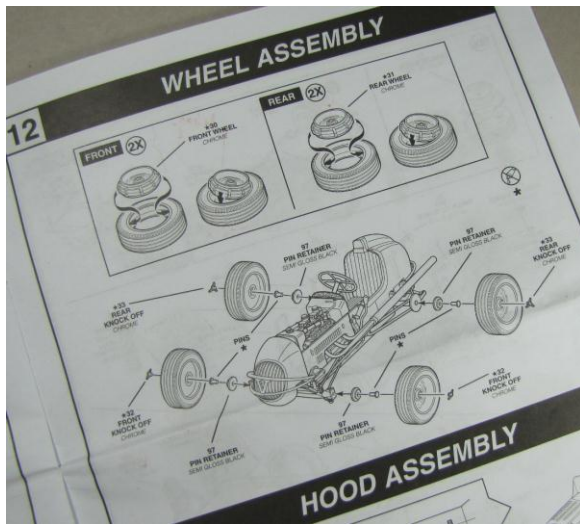
In Step Three I added the front and rear axles. These parts were pre painted before assembly and the pre-painted engine was installed.






Other pre-painted parts were also attached to the frame, such as a so named front and rear “NERF” bars, the seat, steering wheel, etc.

A few photos show several painted parts that are ready to be installed. Of course, like all modelers, these parts were dry fit by me prior to painting.



The tires were attached to their “chrome-plated” rims and then attached to the axles. I had a bit of adjustment to make on one rear axle shaft, as the tire did not set properly on my table.




The kit decals went on the model with no problems and the model was done.

In Step-14 there is a “trailer” to be built for the racer and it shows a ’50 Ford F-1 pick up truck that you could buy and build, then attach the trailer to it. The racer can be glued to the trailer bed but that never happened. My model sits on a sand base. I still have the trailer parts and maybe I should “BUILD IT” and put the model on it.

Conclusion: This model brought back some good memories of my teenage years of life.

I found a few images on the web of the “RUBBER BOWL” and the real Midget racers, so I have included them in my story.


Did I help win any of the races for cousin Jim and Ed? (maybe!!)



Enjoy!

Rodney
Life Member – SVSM © January 10, 2015

A FEW MORE LOOKS AT RJW's MEMORY STIRRING MIDGET MARVEL



THE FREE HORNETS PRESIDENT PROMOTES HORNET “ HUN SENSE “ WITH GB 2015 !

The Gruppe Build for 2015 is “ Any BF (109) as long as it's by AF (Airfix) “



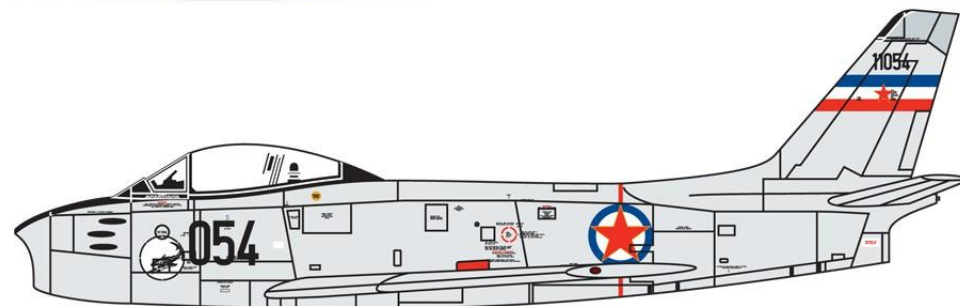

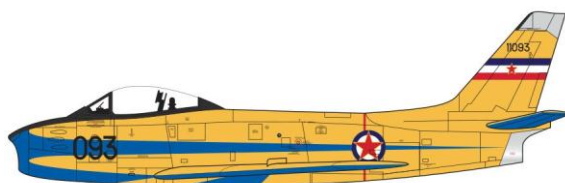
VERY SIMPLE RULES TO FOLLOW !

1. ANY Edition of an AIRFIX Messerschmitt 109 may be used to start with. Some examples of old & new shown here
2. You do NOT NEED TO FINISH IT OUT OF THE BOX, YOU JUST NEED TO FINISH IT (by 9-27-2015, 9AM)
3. Exercise as much or as little “creative, artistic, or of course, SARCASTIC” license in your entry(s) as you feel like
4. You must be a Free Hornet to play (participate)
5. No one is compelled to participate, it's merely another chance for FREE HORNETS to LET OUR FREE FLAG FLY

GET YOURSELF " **ALL SWEEPED UP** " IN THE THEME CLUB CONTEST **FOR 9-11-2015 (FRIDAY) HORNETS NEST**



HERE's HOW !



SO very easy to participate: These **NEW MOLDS** in 1/72 by **AIRFIX** offer extremely good values in terms of time and money to be spent. So **ONLY THOSE** kits **eligible** !

Choose one or more of either MiG-15 or a NA Sabre, and have kit done by meeting night above noted.

No, NO Out Of Box restriction, just go for it with these, a fine number of options. We're celebrating two Swept Wing Jets that directly tied back to German WW2 Tech, as recorded by historians ! **PRIZES AWARDED**, too.