

AN UNAUTHORIZED (mostly due to unnecessary, also because I said so being I'm the Author) PUBLICATION

The BUZZ – of The Fremont Hornets V.1

Issue 24

October 24 2014



Somehow managing to wing it for now over 37 years...

Welcome

IN THIS ISSUE – You will find: (basically in the listed order, tho a stream of consciousness device)

A Short Take on Present BUZZ (Issue's Editorial, in case you need clarification) Reminder of Upcoming Nest 11-14-14

Short schedule of upcoming near meets and events of possible interest to Hornets and their friends

A REMINDER – NOVEMBER 2014 Meeting is LAST REGULAR OPERATIONS NIGHT for the YEAR !

RJ Williams celebration of D-DAY 70th with a 1/48th Dakota Appreciation article

**GADZOOKS ! Seeing to review PROUD TURNOUT for SPAD MEMORIAL AWARD for P-51/F-51 Mustang
In One Last Look at TriCity X “ Out of Africa “ Show from the Contest Director**

A LOOK BACK FROM THE FRONT – “ Sober ! ” October Club meeting notes


Coverage aplenty how things looked up North in McMinnville, Oregon the week before TC-X, at the OHMS Show !

FURTHER COVERAGE Giving a look at the current state of the McMinnville Evergreen Museums Campus!

THE Latest BUZZ (as of Oct 24 2014 evening)

(a Short Take On Present Buzz) by Mick Burton, Buzz Editor (& Hornets Treasurer a Deux, Current Contest Director for 2013/14 season)

YES! Now #25 In case you are a new reader, the Issue number is off by one always, since #0 was outset of this lark. That clarified or muddied, let's get to some actual important business!



“ Like Mustangs but hey even this too much for one...aka why I split show issue in two ”



Here is truly one for me to remember, in learning to walk again. A week ago this issue was nearly done to my estimate, and I proudly proclaimed so on the websites I maintain. Literally new 27 pages of hard work later, I am exhausted and ready to admit like the real bit of Berlin Wall you see on the far left. it's got to go, NOW ! There's a powerful reason I split into two parts the 6 weeks of summer into fall events that the Buzz Issues 23 & this one, 24, are covering. But right now, just know that I am possibly so happy I could scream yet have no longer literally the room to put that into print. There is size limit to what I am allowed to send on my email handler for Buzz.

We Are Modelers. We solve problems others create for us. A coda I subscribe to, as well. However this time I'd have to admit here, I am the problem I created for myself. Never before ran into this. Need to learn to walk (and write and breathe and relax...) *THANK YOU ALL for feedback and reading, truly. Now here's more... – mickb*

**The Hornets Nest Night coming up Friday November 14 @ Irvington Locale
WILL BE**

Minimal Business and Our LAST 2014 BUILDFEST/MODELTALK Night

Friday, November 21 2014 – IPMS Silicon Valley Scale Modelers meeting Theme “ The Sharks Contest ” Really wide open except to P-40s
Saturday, December 06 2014 – IPMS Silver Wings & IPMS Dragon Lady host “ Silvercon 2014 ” at their standard locale in Sacramento CA
Saturday, January 31 2015 – NNL West host their annual “ NNL Western Event” at Santa Clara Convention Center, Santa Clara CA –LOT of fun

“ D – DAY AT 70 “ COMMEMORATIVE SKYTRAIN RECALLED BY “RED” WILLIAMS



1:48 Scale Monogram “C-47A-65-DL Skytrain” Text & photos by: Rodney J. Williams

This model goes along with my last published article (in BUZZ #23) on my F-86 model, as it was built around the same time in 1985.

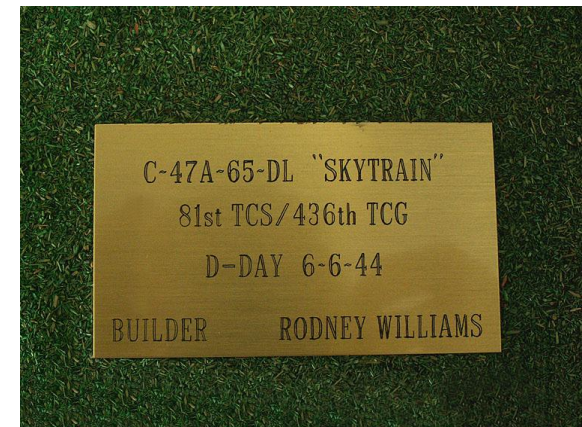


I recall building the tubes that were attached to the belly of the model, which were packed full of stuff for the G I's to use on D-Day.

I also built the duffel bags and other items that are displayed next to the men.

Like the F-86, I did not take any "in-progress" building photos.

But all of you know what it takes to build a model, so we will just let the photos tell my story.



My original base was covered with a light grey colored sandpaper, which simulated concrete that represented the tarmac.

Later in life, the sandpaper got wet and came loose. So the paper was removed and I made the new base using modeling grass.

A friend made the brass plates for me.

Tap Plastics made me the clear plastic cover for this model, which is just like the one you saw in the F-86 story. A couple of years ago I placed the 1/48 scale Monogram P-47 "Razorback" model in with the C-47 with its' brass plate.





That's it for these two models. Enjoy, Rodney J. Williams

A Last Run Through ABOUT MUSTANGS !

Reviewing another part of Tri City Ten and a very Special Award
Text & Photos by: Mick Burton

With all too familiar suddenness, last December 2013 one of our own, Expatriate Free Hornet Angelo Deogracias, was taken from this life in midst of a fierce battle with a lung cancer (was a non-smoker!). He was a very young 51, and is damned sorely missed

In response to this unfair turn of life events, Contest Director Burton chose to put forth an emergency order. For there to be an additional Special Award (#17) in then underway TriCity X. One designed specifically to honor the memory of a great member of our club.

As outlined in more detail in Special Award Reference package, award to be for **Best of any type of the North American Mustang family** members. Chosen carefully, as this was one of Angelo's all time favorite aircraft, and the only one the Director figured would be able to generate a sufficient turnout (sorry Hawker and Vought fans, but that is the truth)

So, " **P-51, Cadillac of the Skies** " trophy was sponsored in his memory by Mike Meek and Mick Burton. The titling was just as carefully chosen (even if not appreciated by all) recalling as we do, the way Angelo would burst out with that catchphrase at unexpected moments to amuse himself and us. Joining us for the review, here's Angelo & Tracey

Examining totality of those who signed up to compete for this award at the TriCity Ten. The winner, as judged from the group by another old friend who had no Mustang in this race, was none other than the R-9 RC, Chris Bucholtz.

Angelo would have appreciated that turn of events, as it was the Tuskegee Airman Mustang "Bunnie" in Chris's signature scale, done from Tamiya kit.

Life has magic and serendipitous means to express it so, this was one. See, Angelo was a huge fan of Tamiya moldings of any kind (Air/Auto/Armor), and Chris had credited his friend Angelo as the single most inspiration in his dedication foreword of his own Osprey history book on the famous group !

Which included an aside on Ange's other favorite non-sequitir that didn't at



all lend itself for award, namely chanting “ Fighting 99... Fighting 99...” ☺

Rod Bettencourt of Clovis, took third in 12B SE Prop 1/48 Allied Inline with his fine

P-51B (left)



Jack V. Clark of Los Gatos, also in cat 12B

An advocate for a pilot in all his builds, is Jack.

As his “Detroit Miss” P-51D on right, illustrates.



Below Jack, see that the Fremont Hornets w/ 2014 Gruppe Build of Airfix 1/72 Mustangs was also a contender for this award ! Go figure ...

“ Glengary Guy “ by Mick Burton, on Monogram kit. Same builder, kit for this RAF Mark IV here.



Seems a decent turnout for the memory of our friend, and a poetic turn of events in how it was awarded.

Free Hornet's *October Nest* (a look back from *The Front*)



What a tasty opening for the night of business and build festing thanks to new membership who also hobby as bakers & cooks!

THANKS YOU TWO; Kelli and Patrick, for sharing these luscious cupcakes with us all.

October Hornets had a pretty full room, as we happily welcomed everyone back from a very busy past month.

Since this publication wasn't quite finished in time to precede the meeting, a review of TriCity X (Ten) had to be done by verbal means by the President (Contest Director/Website Mangler) for a wee while.



This did not seem to be too strenuous on those present, as these pictures may reveal .



President Burton reviewed TC-X show in broad detail and some encouraging metrics, with firm commitment to detail the material VERY SOON in the V1 Buzz Newsletter. Bottom line: “Out of Africa” provided a strong turnout, healthy numbers, plenty of consistent throughout the day enjoyment for all who made it to the event. Plenty of recognition noted to those responsible for delivering the whole fine result, with special thanks re-iterated to Raffle VP Mike Woolson, Head Judge Mike Meek, Facilities Magician and Registration Chairman Kent McClure, returning veteran Brian Sakai who relieved long time Hornet, first time Registry staffer Steven Ng, among those highlighted in our membership. Quite a number of “out of town” community also were key parts of why we had such a great show, emphatically noted too.

We made sure that Dave and Christine Anderson, who normally are the Captains of our Make ‘n Take at TriCity, but had very critical turn of events take them from schedule (and we were especially glad to have them at this meeting, for a sign of fortunes turning more in favor) knew that Tom Orsua had come through like a hero. Tom had stepped up to shouldering whole project so rigorously engineered by Dave & Chris, at the literal last days before TC-X and worked it spectacularly. Tom even ended up taking home award, winning model for one of his Junior assistant/customer, who had to leave early (Mark Balderrama who got a Second Place in Paper Aircraft with his HS Kestrel). Among other winners was also new Hornet Patrick Hsieh, this was his first R-9 contest as an entrant, and he was apparently quite surprised to win 3 awards, a great way to get introduced the whole enterprise. That’s Patrick in the blue, reviewing the experience with

Louis Orselli. Kelli the Cake Whiz is the smiling Hornet in white, right beside him.



Speaking of Louis, that nice quad of raffle prizes you see below, all thanks to his keen shopper eye. There’s a story I got later to the “why behind the King Tiger” that made for a nice tale ending the October raffle. We’ll come back to that. A bit more TC-X review was given, regarding some Special Awards that






amazingly didn't end up with contestants to take them. The Best South African, Egyptian and Prehistoric Subject awards were on table, as seen with this pleasing turnout of display.

One award from the "Out of Africa" series that DID get taken in a competitive fight, the "Post Colonial Africa" award titled from the topically themed movie "Tears of the Sun".

It went to Hornet Randy Ray, who'd built an excellent 1/35 scale of a "Libyan Revolution Fighter PickUp" using the Meng kit as basis.

Randy had figured out the metrics of Contest Director's award system, and this exquisite, unusual model was rendered to compete both for the African Queen (Out of Africa Overall Contest Theme Award) and Tears of the Sun (Post Colonial Africa Award)

One model, potential for two out of three awards, very smart endeavor. Randy was rewarded for all this effort, as he took a 2nd in Cat 32, Military Softskins 1/35, then later SA5 "Tears" Special Award. Winner of SA3 "African Queen" went to IPMS Monterey Bay's Lester Tockerman, for his N. African Marauder. The "No Sweeps" ruling in Special Awards may not make it easy on TC Judge, or those contestants who have to be sure to sign up for every possible contingency, but it does seem to pay off well in end results !



There were a few potential 2, 3 4 or even 5 ways to a possible win with a single entry for a Special Award, in TC-X array.

At least a few of those contestants figured that out, made the effort to build and sign up.

My thanks as the Contest Director, for all of that. ☺

Free Hornets who showed for the October meeting were many, and that was another fact as your Contest Director that was very pleasing to me. For after all the review and discussion, a proposal was put forth to the club. That a decision to vote for a TriCity Classic 11 Contest & Show, yes or no, in Fall months of September 2015 be taken. Well, with a recorded unanimous assent, the current Contest Director was given the “go” for this project. ‘

As the Treasurer had already noted to the membership and the President/Contest Director, breaking even on the TC-X meant we merely needed to ask that Facilities Magician Kent McClure to instruct the MCC site to keep the 500 dollars on deposit instead of mailing back to him (for us) as hold on the 2015 date we would select from the few available. Executive as they be, Facilities and Contest Director had as in past years, already gotten the potential dates for Fall 2015 from the MCC. So, with the club’s authorization in hand, just as quickly announced the choice of Sunday, September 27 would be confirmed as soon as possible for contracting. Because a Columbus Day weekend, the earliest this could be done would be coming Tuesday

Please note, the Editor will be sure to get word how this turns out ...



With all this business old & new having been exhaustively worked through, the President made try to do quick review of upcoming events on through NNL West.

Then some relaxing walk arounds for a look, see what we had on tables from all from all present. As seen, many of the Gruppe Build 2014 “Airfix Mustangs” made it to meeting (Gabriel Lee’s two were setting records for long distance & number of transit “crew chief” by now) That’s Kent McClure’s type IXc Sub, recently returned from TC-X !



The two aircraft with eyeballs are recent Zevzda kittings of another in the “Planes” animation movie series, they were both Mike Woolson’s charges. “ANA” the Egg Plane 747, belongs to Mike’s table neighbor Ken Miller, a “dual passport” (SVSM/Free Hornet) soul we had not seen for a while. A



model started at the SVSM Speed Build which fellow “dual” David Anderson had spearheaded.



Ken chided Prez Mick for possible “lead to slaughter at this event, as a fallout project.

Ken here is working on the very reason, as he reminded Mick that he had commented at “SVSM-SB” of how he’d passed up on an “evil pair” plan to buy instead two sentimental favorites for his entries. As in form of “Blue Impulse F-86” and “MiG-15” Egg Planes, rather than attempt in 90 minutes to build a Egg-Space Shuttle Taxi “Mistel” combo crafted from of course, the Egg Shuttle and one of these 747s. Ken now had showed up with the very combo here at Nest, to find out Burton was innocent of knowledge until then, of the existence of exact pairing in “Hasegawa Special Egg Plane” kit world !



Another Hornet who would introduce Burton to interesting model news, Mark Schynert, who had this A-model post war Messerschmitt underway. Thank you, as until this moment, Mick had no idea this existed. Now have a mad desire to locate myself one !



Because running the meeting and my mouth took a fair amount work out of me, plus a compulsion for a photograph set to record all this, I apologise now. As consequence is that there’s no details taken now

for picture supplement here at the end. Minutes, notes, what have you, in any case at all, my failing memory no help now. Perhaps someone during a future meet will volunteer to sketch out the “goings on” for the Editor, but not placing critical bets on that. The important part of it all is captured well enough for those concerned, we were here, we’re having fun. I promised



to share the story of the October Nest Raffle and the Cyber Hobby King Tiger, so here goes. We had four kits in play thanks to Louis, as you saw early on. The new mold Airfix F-51D, the new mold Revell F4U-1 both in 1/72 and coincidentally in WIP pile of President Burton that night too. Plus the Encore Models edition of the F-102A Delta Dagger in 1/48, and lastly but far from least, the King Tiger in 1/35. Which happened to be only one that was in store stock at our favorite shop, Hobbies Unlimited in San Leandro, when Louis chose it. Meaning that an oft absent these days vet Free Hornet, one Peter Long, had to come to the meeting rather than make other plans.

See here how Louis has that look of sheer innocence, on the right. Also a look of “what, ME win?” on Frank “Magic Lotto Ticket” Babbitt, who’s winning at raffles here is legendary.

Peter ended up taking a King Tiger home that night, but by brute force! Had to buy 30 bucks in tickets to be Even close to evening odds against a near sure win by Frank. Now on far right, note how Randy Ray has come up for air, now at attention ...for...



OUR BIG FREE HORNET SURPRISE OF OCTOBER !

(no it wasn't the giant chess pawn place holder Burton put on Kent McClure's chair in the prior picture, where Randy took notice of his name called) ***INSTEAD, President Burton was speaking Randy's name to announce this more salient and enjoyable news, namely...one more model ...***



“OUT OF AFRICA “ Randy Ray took October 2014 Model of the Month ☺ with his Libyan Revolution PickUp Truck with Rocket Launcher

Mickb-fini

But there's more:

And if you'd like to see MORE pictures: link on here www.fremonthornets.org (gallery) under Hornets Nest 2014 meets look for OCTOBER of course

Mick Burton, madman at large – DAZE61283@mypacks.net (sole fool responsible for bad content or rude comment here) *“ Come for the models Stay for the Sarcasm ”*

CALIFORNIA GOES NORTH

A Brief Review of the OHMS Contest Direction

Missing the chance to take road trips with friends due the vagaries in life enough times, tends to cause one to apply a take no prisoners attitude, when a really significant journey beckons. In Fall of 2014,



I gave no quarter, taking nary a one prisoner. Every effort dedicated for a return visit to McMinnville, OR.

We three you see here, had intended to undertake this repeat of a journey years back, in 2013 when Tillamook Air Museum still could be included.

A plan foiled, a chance lost forever, we weren't of a mind or mood for a further postponement. We originally had scheduled 2014 September as an epic series, begin with Reno 's Fall contest, then NCAR, next to OHMS, ending with TriCity X, which would see us three again in harness, instead of customers. Having





Reno portion of plans nixed, Mike, Jim and I made it our absolute mission to



have these models you see placed as our entry on these tables here at OHMS ! Lancia (Jim), FireBomber Guardian, “Mr Awesome” Racer



and “Conquest I” (Mike Meek), plus my four missiles in what else, Miscellaneous, so landed.



To be complete here, I must admit missing inclusion of the fabulously rendered “Space Ark” SF movie model entered



also by Jim. Now showing on left, ready to depart for salvation planet Zyra ☺ !

On the right, a reprise of Mike Meek's VACFORM Grumman Guardian. This excellent model of his has a minor contribution from me, albeit nothing to make it ineligible (still his work) The DECALS are from a SIGA kit of this bird, that Mike asked from me if I



didn't plan to "need" them. Considering I wanted to see him finish this bird and now, years later from when he did the Vac, my "superior inject mold" SIGA sits awaiting me still. Glad I had sense enough to get those decals to him "way back then" so this bird could once more leave his shelf, travel with us to Oregon. Positive karma?



Here " the rest of the story ".

Mike's "Mr Awesome" and the Conquest 1, they would be part of this interesting gathering.

All the more interesting for me in a small way at the end of the day, too. The S2F Fire Tanker, I recognized as from base kit of Hasegawa. The 1/48 FireCat, as converted from AMT F7F. That #77 AJ Savage, though, had me utterly intrigued and I wanted to know more. Having planned to do 77's real life companion, "88'er from Decatur" (no joke, that's nickname for other AJ-1) just got me trying to determine what base kit here is! Scrapped my own first try in Vacform, an Airmodel kit which is mostly a

"-1", which "88" and her brother started real life out as. They both had "-2" Savage features, which throw some less passionate fans of this aircraft if

they look at pictures or plan to model them. Well, I didn't guess right (had showed this build to Mike and Jim during the day, they had seen both of my vacuform AJ-2 builds from the Rareplanes kit) and they also didn't guess it either. None of us ever even considered what was in fact the base kit. Below, behold the mighty 1/72 rendering of 'ole '77. Hammered out from the *Mach 2* AJ-2 (or 1 & 1/2, as many reviewers term this) injection mold.



The modeler shared my mixed emotions on this, as he'd had a first hand go here, also well knew the kits I had speculated on. I told him how engaged his work here had gotten me, and he'd passed on back that he enjoyed the work of Mike's racers plus was happy to know he was the one who did "that Guardian!" The summary of this informative and cheering meeting of the two of us, I related to Jim, Mike as I went to tell them how the pictures I'd taken, included their works with compliments afar.

So, in the aftermath at my hotel room, I check the email. I had missed doing that in morning rush to the show (...down street)

What's that bit of tale to tell doing here, you ask? Well, a little bird had told me *via my Email* to try to meet this very builder at show, he wasn't sure I'd get the message in time. *A Psychic!* By same means he'd told the builder of these firebirds to try to look me up at show! Amusingly tho, our mutual correspondent has never met me in person, couldn't give him a clue about me.

So neither of us knew at the time of our encounter at show end, *that we were supposed to meet* yet didn't know we had. So thus in fact, both completed mission plan of our mutual web friend.

Whom I only knew at all due to Mike Meek. Getting me, he to join "Firebomber Model Fan Site" months ago. Chief Website

happens to be from same home area (Tulare, CA) as Mike, knew of Dad Meek's "Duster Service" yet still, hasn't met either of us in person. Simply a post to that site, sharing my Evergreen Firebomber P2V Neptune shot day before, on our arrival. That's how Chief's whole "meet plan" got a start.



As I noted, neither of "intended parties" had means make that occur to Webmaster's plan. Since one would arrive at OHMS show without any clue. The other now had no idea other than I was this vague kindred soul from CA, who'd be at the show... This "silly hobby of ours" can truly find ways to amaze yet that I could not imagine. Story cool tho.

Just as another aside, here's a shot of Firecat, nearby is a "Civvie Peashooter" (real life proto!) Colors of the day ??

More to come on the Why Road Trip? Mantra. Though this particular event has been something I've gone to several times over several years, flavor of it definitely different every time. One year, I was the head Judge of the Armor categories. My call, due seeing the Contest Director in a familiar state of fugue. Having been there, done that, asked if I could help. At first he balked, reminded me I was his guest, shouldn't be at all working. I just pointed out "veterans of shows know better. Contest Directors old and new (as in his case) always can use a hand to make schedule..." It wasn't too long before Director got me what I needed and got back to running his show. Also happened to be a big year for Armor categories turnout, my luck !



Well for 2014, OHMS seemed to have laid out "Mick's favorite odd this and that" as the special "high turnout" theme, unbeknown to them !

Sorry, so seemed even then to me to be true, worse in reflection.

If you'd have told me I would be seeing only week later, **another** 1/72 Aurora AH-56A Cheyenne on the model tables like this one,



I would question if you were as daft as I am ! Here it is, closeup!

Nice turnout in OHMS Rotary Wing. Honestly, at TriCity X of the upcoming week Sunday, there in Juniors Aircraft category, an Aurora AH-56A. Not this one! (easy to tell, no crew aboard the TC-X entry...)



The hits, they keep on coming. Here in 1/144 is the "Freddy Laker Special" ATL-98 Carvair, from fairly recent Roden release.

Dare I hope, they save me having to try for one again in 1/72 ? Serious, once came out in vacform (not conversion, since no DC-4)

After all, here's Pavla's injection molding of a Q1W1 "Lorna" in 1/72. Formerly, the Q1's something again I'd lost to proverbial "Shelf of Doom" when only Wings 72 vac!

Came to points where I had to check if this trip was some kind of daydream, really. As look at what else was in the OHMS contest





HELLO, what ?

Shades of TC-9, it's a bloody G.1 Reaper in Dutch scheme full glory.

1/144 again slaps me silly with this lovely CP-107 of Canada. Just like the Argus I used to marvel at. One was TDY at NAS Moffett , in long



ago days youth of mine! Apparently, (thanks Mike Meek, for cluing me there at show of this) Welsh Models offered this rare bird in resin for awhile.



Staying on theme of mysterious magic making Mick's day of personal favorites while veering from apoplectic points, here's two collections that just made me smile. Those grouped in left back, a sweet variety of Flygvapnet's Finest (Swedish AF ok?)

Go ahead. I DARE YOU to correctly ID a Nat Metal finished Single Engine Prop, next to the float Biplane...on first try !

Then the gaggle of Spits, which include a two seater amongst their preciously odd selection of markings to be together here.

Now, I am sorry. I don't want to mislead you into thinking it was an "all aircraft, all the time" contest or that my odd sense of fun favorites only include aforesaid. For instance, here one:

While having not an idea exactly of why this British Sherman came in this scheme, I'm still very happy.

To have seen it, shot



it, showed it here. Perhaps someone in the readership will give me final instruction of what the tale of this tracked terror in tweaked tones is. Or not. Eye catching to say the least. All scales of Armor were abundant in entries at OHMS this year. Perhaps the next part of my narrative will help illustrate more of the variety :

This collection of Russian armor in 1/35, World War Two illustrative, yes.



Just look at that range here. SU's, KV's, JS's, of course all manner T-34. Meanwhile, over in softskins, a sweet gathering...including something I'd seen in SoCal (no wonder, there was a mighty competitive contingent from there who traveled up and were berthed at the same hotel as we three !) Check out the work done to convert that vintage Pyro into something astonishing, just marvelous fun. Also that Aerosan, Soviet war machine-ski ☺




I have no clue still for type or details identity of this Assault Rocketry truck here, just knew I liked look.

Also a big fan of armored car and IFV types, may gather...



I hope you're getting a somewhat better idea of just how exciting a show OHMS is for the one day it is. The effort of the hosts and the customers is a sight to see. These sample "maritime entries" may assist you in perspective framing. "Top Dog" is a quadruple entendre in three dimensions. Egaahh!



Keep in mind, a portion of larger scale, a whole number more in this plus fine fleet in the smaller scale.

Plus don't be caught asleep at helm, they have Sailing vessels enter !





No, the Admiral's Flying Sub WAS NOT put into THOSE of maritime categories just shown.

Put here because I am trying to wrap up this article on show, a tidy 13 pages when I reach end where I have layed it out. This now page 9, in case interested.

If you look to the lower right, a scale model girl seems to have mistook sign to read as "Touch The Models..."

Oh, my bad ! She's part of this

Perhaps, this was a subtly put warning.

That the Sand Flea in Oregon, is a whole lot bigger than those California beach ones

we are accustomed to, so behave ourselves.

The abundance and variety of entries definitely matched the effort for making Categories available for them, guarantee that. This model show, for a one day event, is definitely of a "Regional" quality as interpreted by many in IPMS as in a "mini Nationals" or other big deal.



Like emphasized earlier, everywhere I went to look and shoot, came up as if “a theme of old home week for Mick” was guiding the entrants, with



this collection of “Egg Planes” or the near heart attack provided when I espied this eerily familiar “Nippon Noodle Truck”. Positively taken aback with amazement! I began to look around for SVSM’er Gregory Plummer, sure that either, he’d sneakily flown in (McMinnville Air is literally across the street from the Museum) or somehow put one of 2 other Road Warriors up to a proxy entering his model of this very, as a utterly evil fun gag! Knowing I had seen it win Model of the Month not so long ago... Not so. Turns out that Greg’s lunch truck has black not white top, thus this one here was someone I didn’t know or meet.

Sadly, neither did I meet the artisan who crafted this “Le Monstre”, a real deal, no kidding. I had photographed the real one at Laguna Seca years back at a Historic, and here someone has scratchbuilt in 1/24 !

There were plenty of mighty fine automotive entries at OHMS 2014, to illustrate though, I chose to show two of those that hit me personal.

Now, before wrapping up with a reveal how some of the Californians who showed up did, I didn’t ignore Junior Modelers. Yes, they came.





For example, this grouping here. Or below, the automotive with a shade of the Armor, also their “range” (> 18 yr)



Evidently there’s not quite the full court crush as in Seniors, but this wasn’t all of the Entrants, Junior.

The 2014 Oregon Historical Modelers Society didn’t shy away from display table item area As you may ascertain at right. There was a very nice F-104 in 1/48 that didn’t get in picture.

Now, we’ll close out this “briefing” with a look at some winners. HERE is *JUNIOR BEST OF SHOW* !



Yes, that’s a 1/72 A.W. (Hawker) Sea Hawk.

Rather, kit started out life as one.

I didn’t get single clue, what or how Junior artist of this bird, designated as model no.



However, I am very sure they had as much effort in that “hypothesizing” as in building it! Now, how did Three Free Hornets do, the souls who started this tale of northern journey?



Class # 113 saw “Mr Awesome” in 1/72 by Mike Meek, take 1st. Class # 116 was also Mike’s, 1st with his Vacform Fire Guardian. Then on end, Class # 301 saw Jim Priete hauling away 1st with a Lancia Rally ! That was that for our end of California modelers at OHMS 2014. But not, *the end!*

NOOOO. Far from that. As I had noted several times here, our very competitive and well loved friends from Region Eight were at the same hotel as us, down the street. Where they would have to be finding an extra room for the night, what with all those fine awards their crew took home ! I lost track of it all, quite impress.


Most fun for me though, was this one here. Build which myself in recent past, had judged with others, when at shows in California.

1/35 US Army MPCV “Buffalo” (I believe that’s the nickname)

Modern armored vehicle in Softskins ... that took award for one well known to Region Niners who compete against him a lot. One, well appreciated for being along with the rest of his community, at our shows by this Contest Director. One Mr MARK GLIDDEN, of Ladera Ranch, CA. He’s one Region Eight modeler extraordinaire.

CONGRATULATIONS AGAIN to R-8er MARK GLIDDEN FOR WINNING The OHMS Best of Show SENIOR Trophy !

Bet we see some Oregonians in So Cal in coming months shows OKAY there you have it. 3 Hornets at OHMS 2014, had fun - mick



BONUS ALBUM A COLLECTIVE LOOK AT OHMS “FIERY CIVVIES”



Of course, you didn't think I'd end this all here, now did you?

ADDED BONUS A COLLECTIVE LOOK AT “The Home of OHMS” (show)

So here you go, a brief as I can manage look at BOTH the OLD and NEW homes of the OHMS show, as I have known it, when traveling to McMinnville, OR.

The first time I went to the show, there was only one building, and it was enough to impress me along with the others I went with ! The original building, housing The Hughes-Kaiser 1 “Hercules”, better known if incorrectly (in technical terms) as “The Spruce Goose”. Known as the Evergreen Aviation Museum (which is the effective name for the ENTIRE CAMPUS COMPLEX, which is a much more accurate term for the property proper), the contest had been for me, always held inside, under the wings of the HK-1 and spreading out as show grew over the years. Here is how that immense facility looks as of this Fall, 2014.



After lengthy drive in, which winds you around what are the “campus vineyards”, (they do in fact raise grapes, bottle “Spruce Goose Vineyards” wine), you’ll park, enter here. Now a plethora of choices for parking, entrances, yes, but layout still has original HK-1 housing as the “gateway” .

When you go in, (again, felt like old home week as my “museum job” (as docent) used to have me looking at red sport biplane upside down overhead at our register!) you choose whether to do one or



both Museums for your preferred payment plan, and get your admission wristband. As you see, the HK-1 is pretty evident, the “cowling” is cleverly disguised metal detector you’re to pass through into the main floor area. That was new to me.



By the way, if you get hungry or thirsty in your tours here, there on the right of entry is this very accommodating restaurant !

Among the long time exhibits here is this large scale model of the HK-1 with one Mr Hughes at the helm. You definitely will be steeped in the rich history of this machine and the man, when you come to this place. I had visited the HK-1 in 1985 when she was still at her long time “dome home” in Long Beach, near the Queen Mary. Getting



chances to revisit her several times since, still makes me marvel. Yet, more incredible is the building she is now inside of, which has housed also over the years I've been there, a B-17, Lockheed Blackbird, DC-3, Boeing Model 80, P-51D, F4U, OV-1D, A-26, several large Sikorsky helos, P-38, P-40 and a host of other not small exhibits along with the HK-1. While still was comfortable enough space wise to house the entirety of OHMS show table



Now you see this year, how the space surrounding the HK-1 is pleasingly and spaciouly arranged with host of exhibits celebrating American Aerospace (mostly) History ! This Wright Flyer for instance, leads off !



For a spatial reference here, see the couple on left in Aqua and plaid. The Flyer is *in front of them*, so you can see where HK-1 very centrally located, looks out.

Underwing (left one) are exhibits like USCG scheme Grumman Widgeon, a Rutan, a "plastic airplane" (the composite Lancair which looks absolutely wicked!) an early Curtiss. The "cage" is entry to tour the HK-1...



You can also just make out how the new owners had "cleared" the upper deck area of the HK-1, so that as you tour up there it's not so claustrophobic. Bonus of a great view from on high of the museum on that side.

It's not all vintage or civil material here, on the HK-1 right rear for instance, is this exquisitely polished up F-84F with a well detailed engine to get up close with.



Here, take a look on under the (right) wing of HK-1, see for yourself what I speak of.


More very well restored early years aeroplanes, and nearer to the HK-1 proper, there's the F-84F just visible past that FJ Fury.

There's also a rare Curtiss, a lovely Granville Brothers of a shape not familiar to me, lots of that actually, all neatly put over in this corner of building.

Walk towards the tail of HK, you'll soon run into Learjet, a B-17, A-26, AT-6, Fw-190, Me-262, Me-109G (original!), DC-3, DH Vampire, Dassault Falcon in military service. Yes I did say earlier it was mostly American air history, however this collection is HUGE and a true appreciation of all inside just this building is aided by a mention of few large "foreign"

exhibits. One of the smaller, a Bleriot, was blatantly taken on out of the building and driven away on a trailer, in front of me as I was shooting pictures!

Check it out, you don't take my word for this. See space it took up, behind HK-1, right?



Okay, how about now, can you see. Actually, this gave me a splendid chance to shoot a picture or two right where the hangar doors open, which this is vantage point of. NEVER have I had such luck when I have come here, to get this shot!



Okay, you can just see the A-26 on the right, the white shirted man is blocking your view of this RARE McDonnell Katydid missile!



There behind me shooting from the doors, a Look at the trailer that took the Bleriot away



The P-2V, a Firebomber, hides a look on rise that's home to few armor items!

Such as two T-34s, PT-76 and BRDM .



Perhaps this picture will be better able to illustrate, now.

These armored vehicles have arrived in the last few years and not much different than last time I shot pictures there.

Which is to say, they're being kept up without extremely time consuming or overly fussy effort. There is a massive amount of new material on these campus grounds which I am still taking in, now over a month after I took these !

Here, another view from "the rise" looking back at the HK-1 building. Now off to right... is a



very well crafted small chapel, called of course, the "Evergreen Chapel". Holds service twice on Sunday

which I learned when I walked on over to check it out (since was new to me since last visit).

Also new, a pretty impressive piece of work in itself I'll presume you the reader be in agree somewhat, with me, is something you can utilize like that restaurant on museum's site.

In case of a mad desire to suddenly take off most of your clothes, get soaking wet while here!

No, I am not trying to put some gag over on you, this is a **FULL SERVICE WATERSLIDE!**

The 747 on top is where you begin, and that's as much as I can tell you in detail. Finding out that an admission was 37 dollars to play, 12 dollars to spectate, made decision easy. Busy too!





In case you go or want to correctly refer to it in a conversation, here's the actual name at front door!



This shot is a best effort without trying to freak out the customers inside, looking into the facility, for an idea.



The business was pretty brisk for the hour I was walking the campus grounds shooting these pictures on the contest day Saturday. There were lots of family groups, gaggles of children all ages, various ages of adults in couples or small groups all on lawns, picnic areas and in/out just around this building. Throughout the campus the various manicured grounds for outdoor fun were pretty busy, and I would easily bet many of them had not a clue or care that there was a huge scale model show and contest going on in these buildings, in fact wouldn't shock me if many of them had not even been in the museums at all, ever. McMinnville is a pretty town and a



lot of folks live there, around it, and visit it for many reasons all year. As you see in the shot showing me walking from the Wings & Waves there is a fencing which protects all the public at large from the beginnings of yet another big building on this campus. Yet if you look to the left now, here you see the "themed" playground and the building in background of it. The play area is adjacent to the Space Museum, but requires no admit to use it. In the background center, is the view of the HK-1 Air Museum.

The building off to left... is an IMAX Theater ! The second building to be completed in the series of visits I have made here, and the Space one was quickly after it. You may now get a better idea what dynamics really in play here. This place is really a hub of year round activity that covers a lot of things that peripherally take the Museums for granted, actually.

Which is pretty nice actually, like an Aerospace Mall of America in way that probably is more than likely going to insure the whole thing survives

Okay, I will walk us back to the Space Museum and finish this "brief tour" so can finish this issue of the Buzz before giving up the ghost !



This is what a first timer to “Space” Museum will see at this point in 2014 at admissions. When you head to the left you’re going towards another of the food courts, and also seeing JFK’s famous quote which rings still so true

On right, you see directly into heart of the museum floor, and can tell it’s also sharing space for aircraft exhibits

That P-51D is in markings of the son of Del Smith, whose museum this is. The Mustang is in fact just behind the aircraft you see upper right. So you have an idea where you’re at in this viewing. I am providing this as reference as I have now run out of page space to save this file to email ! So I am wrapping this issue up and asking you to go to the Free Hornets Gallery Site at the address www.fremonthornets.org, to find my huge collection of the photos taken on this trip. There you will see the SPACE craft in depth...enjoy, I hope. I know I did, again. Cheers .



- *fini Mickb*, looking now forward to model show in a week down in SoCal !

