

AN UNAUTHORIZED (mostly due to unnecessary, also because I said so being I'm the Author) PUBLICATION

The BUZZ – of The Fremont Hornets V.1

Issue 20

July 06 2014



Somehow managing to wing it for now over 37 years...

Welcome

IN THIS ISSUE – You will find: (basically in the listed order, tho a stream of consciousness device)

A Short Take on Present BUZZ (Issue's Editorial, in case you need clarification) Reminder of Upcoming Nest 07-11-14

Short schedule of upcoming near meets and events of possible interest to Hornets and their friends

BAY AREA DRAGONS SCORE AGAIN WITH SUMMER LAUNCH SUCCESS – A Hornet Resource reports on it

TREY TREAD FROM “ RED ” A third Small Armor model Article from an “Expatriate” Free Hornet

A PROMINENT REMINDER – JULY 2014 Meeting is SUPER AUCTION NIGHT !

A LOOK BACK FROM THE FRONT – June Swoon ! Club meeting, greetings. bleatings

FLYER, FOOL ! Seeing to remind all of GRUPPE BUILD 2014 Airfix P-51/F-51 Mustang 1/72


MORE FLYER, FOOL ! Seeing to remind all of TRICITY TEN “ Out of Africa “ (Fall 2014)

THE Latest BUZZ (as of July 06 2014 morning)

(a Short Take On Present Buzz) by Mick Burton, Buzz Editor (& Hornets Treasurer a Deux, Current Contest Director for 2013/14 season)

YES! Now #21 In case you are a new reader, the Issue number is off by one always, since #0 was outset of this lark. That clarified or muddied, let's get to some actual important business!

“Actualizing Leadership In Building The Future “ isn't just some fancy catchphrase



Here left, two satisfied repeat customers of the BAD meet of June. Joining others here whom helped with inspiring of this editorial theme model!

Far left, Lily Liu & her big BAD Team, shot I took of them at first of their meets. Middle, one Mr Randy Rothaar, whom I first met as a Junior Entrant at Oakland

Air Museum SJSM contest. Judging his amazing scratch conversion in 1/48 of CH-53 into MH-53E with photo documentation of whole process. I'd only just toured a real -53E at an airshow, knew well how utterly a “secret vehicle” and exotic it was. That ANYONE, much less a then 14 year old, would be able to model one, amazed!

Randy became member both of Free Hornets, SVSM. RR continued to show this amazing range of talents and even better, his capacity for very great leadership with humility. Now well into adulthood, again part of our R-9 model community, he was a part of BAD's recent success I've written up inside. My hope, these three youth in own way, may be lit with similar passion for life, leading by doing and follow his example. We all win. – *mickb*

**The Hornets Nest Night coming up Friday July 11 @ Irvington Locale
WILL BE**

Minimal Business (ELECTION) and SUPER AUCTION Night

Friday, July 18 2014 – IPMS Silicon Valley Scale Modelers meeting Theme “Day of Trinity” Nukes, Delivery Vehicles, Triads of all sorts

Saturday, July 19 2014 – IPMS Sonoma County hosts “Iron Modeler 2014” Unique form of “speed building competition. Petaluma, CA

BAY AREA DRAGONS

ROAR Into The SUMMER With NEW DIGS


While many a group has experienced the “fun” of having an established “home base” be taken off the schedule, few have had this grand learning opportunity occur so soon. Lily Liu’s Bay Area Dragons Junior IPMS Club has proven again how a determined and committed team can overcome such obstacles with sheer dynamicism. January 2014 saw them meet for the first time formally with their intended public, at the J L Stanford Middle School. Meetings continued to be held there which helped of course build a baseline community outreach to the always fragile “new potential youth modeler” linkage. Until of course, summer recess arrival which they learned, was to preclude them having access to JLS for at least June, July and August. Which was only confirmed for them in May, so left them basically on a crash basis to keep critical momentum going. Doesn’t take a degree or great effort to imagine this potential impact on their stellar recruiting efforts!

Thanks to David Anderson’s amazing efforts, President Lily Liu had decision two weeks after the May meeting to make, did she want to go ahead and have June meeting at NEW, never before tried by any club we knew, Community Room at the Bascom Branch of the SJ Library system. The ideal room of the two wasn’t going to be available, but recommended to take space offered and work it. Which of course you will see, was what happened and very well. The new space, 1000 S Bascom Avenue, right off Hwy 280



and as you see here, a lovely area separated from the library itself

At the right, look at the “other room” that had been booked for a “robot competition”



On left, look from the window we just viewed to across, where we find The BAD Team’s room

There’s Christine, to be your welcoming at door

This Hornet tried to arrive just before the 2 PM meet start time, June 21 2014, to at least be in flow with others. Managed to do that well enough. As you may have noted in earlier picture taken from the upstairs hallway, there's a very easily accessed, high capacity parking lot, which is a feature not always found. David and Christine Anderson were of course already there along with Lily Liu plus rest of team. Another Dave and Christine were on their way in with their youth contribution behind me (The Balderramas). Upon entering, quite a bit of activity well underway already. Exciting start!

In front of the room, Randy Rothaar has the "launch platform" set up for the planned but delayed from May, "EGG Plane Competition" which BAD Club had been promoting well as their first "club event". Just so you can gain a greater appreciation for how all this worked out, level of commitment here, know that Randy is now a fine member of the helpful staff of Modesto Hobby & Crafts. That's right. MODESTO, California. Met the Dragons at the First SV Classic, where MHC had gotten a vendor space. Shop had generously offered right off the bat to be a resource to Bay Area Dragons to help build their club, and obviously, it's working well.

Randy had a member of his family in "youth parameter"



to assist him and also increase reasons for making this trip that weekend, ☺



Now, if you look closely here and there in some shots, you may actually manage to spot Lily Liu, the Chief Bay Area Dragon. She is very smart, creative, serious and seriously funny, working at a constant hard pace while always so friendly, has definitely infused the whole club with her spirit.

We are lucky indeed that she chose scale model hobby to be among her passionate pursuits and even more, that she kept at her ambition to start an entire club for sharing that. Her dad and mom are very capable generous souls to that effort too

You also may be spotting several familiar faces amongst "Adult Resources" here the BAD meet.



Below, ball cap of Tom Orsua appears to be atop Dave Balderrama's head due to way shot posed, Christine Anderson in pink locates where they all are busy assisting the "model youth" at their having model fun. Between two standing innocents, you can just make out Eric Lenk, member of SVSM & Hornets clubs, with his own cadre of student scale modelers. Helping to distract the hapless photographer here, one delighted Balderrama, smiling as he mugs in front of that marvelously built semi tractor (one of the BAD kids completed works!), whilst brother Mark looks over the other contributions for display. Take notice also, not everyone working



just "Egg Planes" as here we have some 1/35 Armored Vehicles seriously being enjoyed.

My hat off to anyone who takes on an eight wheeled armored car. Even when I was their age, that's not something I'd have tried on. Definitely have some fine new modelers hey




AHA ! See there, it's Lily Liu, concentrating hard so she doesn't notice my shooting her picture here.

More of Eric Lenk, mirroring that focus with his customers, who include another young budding modeler breaking the stereotype, being a female!

Can't quite say for sure, whether here we find our dedicated adult resource Tom Orsua helping this lad here with his P-47 "ThunderEggBolt" ... or if it's working the other way around !

Yes, I can. The two of them worked well together, and this project was completed inside two hours of The June BAD meeting! Excellent results, Tom.



I didn't show up just to report and take pictures, I too actually worked when called upon. Just the balance of "resources and customers" was well in hand, so plenty of chances to do these pictures plus some notes. SVSM and Hornet "Sarge" Frank Beltran in fact, along with Lily Liu, called on me to take up working with two young "repeat customers" whom I'd never met (since I had missed several prior BAD meetings).



Here's "Sarge" Frank now, getting these two youths underway with their chosen projects, while I'm still shooting and their mom is taking a chance to catch up with another parent on things nearby.

Hey look, there on the right behind one of my two diligent scale workers, it's that Lily, helping another young girl sort through her model pursuits. Go, girl !

Sorry, I never did manage to catch either of my two new charges names, too busy staying on the modeler task at hand. One of the interesting turns when you do these sort of efforts, you come to find out of how much you have taken for granted over many years of modelling. Tend to forget how even "simple" basics

like using any glue, cutting parts off trees, or more importantly, basic act of reading instructions, finding where you may begin (or that you can in fact, start almost anywhere and work from that forward or back...) they are all most often skills you've built, were not born with ! So you find



yourself stretching to better listen, learn yourself, in order to be more useful "resource" to your young customers. Hopefully to fan flames of interest, assist in ways to better see fun parts and how even "hard" or dull tasks can very well be "fun" also. (As in overcoming "problems" or proving that you get it's all part of it just like "in real life". Good life skills, always, hey?)

My two here chose an Egg "Shuttle" (for him), an Egg P-51D (her) and pretty quickly dove in. So got to demonstrate that the use of hand cutters wasn't only way to take parts off, a loan of my tiny Fiskar sewing scissors for the lass to try out when a pair of cutters didn't always prove best choice for her. We'd had, I remind you, only a short while left to finish all this. She ended up getting her Mustang DONE, even learned how use of super glue worked to save some broken parts in process ☺

(Their mom is a chemist, so this was a bonus for me when we discussed how "solvent glues" worked). The shot of them on right, for their mom as we neared the finish

Everyone who showed up, had an excellent time as best I or others there could tell. Thusly, my hope is the BAD bunch gets the respect they so richly deserve in form of consistency having a meeting locale stability plus all these great resources at meetings. Congrats, Lily & your Dragons ! - mb



A THREEPEAT, RELAXING WITH RUSSIAN ARMOR IN SCALE, BY RW

LAST ISSUE OUR MAN "RED" WILLIAMS TOOK BREAK WITH TWO 1/72 RUSSIAN TANKS. 3rd TIME'S A CHARM HEY? Text & Photos by: RJ Williams © June 10, 2014






“RUSSIAN ARMORED PERSONNEL CARRIER – BTR-60P”

I was surfing Squadron's sale items not long ago and ran across this little gem, which is made by a company called ICM



The instructions do not relate to this 72nd scale model as to what the “BTR-60P” represents. (BTR stands for *Bronetransporter*, literally "armoured transporter", the -60 is model number, the P was the first version produced, with an open roof. 60PA, PA-1, PB and other versions followed - *Editor*)




There is next to no “flashing” on any of the parts. The quality of the castings is excellent.




The tires are made up of two halves per tire with next to no flashing and they fit together A-OK. I had to lightly sand the tire seams with new 400 grit 3M sandpaper.

A well crafted machine gun and/or maybe it's a 20mm cannon type of gun was supplied in the kit and with a bit of sanding it received its coat of “gun-metal” paint.






There are several parts to the vehicle's interior which go together very good. I attached the interior benches and driver's compartment then painted this section of the model with my olive green paint.




The top section of the vehicle was glued to the lower part of the model, then I sanded the seam lines.

I attached all of the items to the sides and top of the exterior section of the model.

As I started to attach the three .015" diameter cross braces, I broke two of them. So I had to make all new ones, using Evergreen's .020" diameter white rod.



Again, my shaky hands broke a few of the finely crafted "U" type handhold bars, so I used some of my brass rod and made new ones.





I bought “lots” of the rod in the 1980’s at the Train Shop in Santa Clara, CA. This rod came in sizes as small as .006” diameter and up to .028” in diameter.

It is made by: “HO DETAIL-ASSOCIATES.” P.O. Box 107 Santa Maria, CA 93454.


If this company is still in business I assume you can still buy the stiff wire at the Train Shop and/or try the web.

The box-art shows that a thick wire cable was attached to the left side of the vehicle. However, “ICM” did not supply the cable.

I searched my spare-parts box and came up with some “ship rigging rope” so I used a short piece of it. It was painted with my steel paint and was attached to the model on final assembly.



I doubled checked everything to make sure that it was “done” and ready for the paint shop, (out in our garage).



I used a sand-looking color along with my green paint and did a bit of a “camo” paint job.




The dried paint was gloss coated with some Future, then I added the kit decals, then more Future.

Later, it was sprayed with Microscale’s dull coat.

The base was made out of 1/4” foam board.

I then added some model grass, also some local “Dolores River” sand and gravel.



I recommend this kit for its' simplicity, to anyone who wants to add some armor models to their collection.



Enjoy, Rodney-----



RUSSIAN BTR-60P



- *Fini R J Williams*



**INVITE YOU & FRIENDS
TO
OUR
2014 TRICITY CONTEST
FUNDRAISER AUCTION**

CURRENTLY SCHEDULED TO BE HELD ON
OUR MEETING NIGHT ON FRIDAY JULY 11 2014
AT OUR USUAL MEETING LOCATION

Irvington Community Center, 41885 Blacow Road, Fremont, CA

THERE WILL BE A 5 Dollar Door Charge, and plenty of bargains to be had!

Business begins promptly at 8 pm and everything must be concluded by 10pm


Queries may be directed to our contact at DAZE61283@mypacks.net, please allow 2-3 days response time

Free Hornet's *JUNE* Nest (a look back from *The Front*)



Wild And Woolly even without our President present !

For the June meeting, President Woolson had notified first VP (Buzz Editor.WebGuy.TC-X Dir.Treas) Mick Burton he'd be out of town on serious business, so deal with it. Low key was result.



The space filled handily as you see here, and this is before everyone who would arrive, had done so. Our dear Lily and her Mom, Dad showed up as



you see above, for a grand start off to the whole night's plans.

For it meant that VP Burton could swiftly unload his very full vehicle, first off.


On left, these many issues of FineScale Modeler, plus about 85 issues of Tamiya Model magazine. All courtesy of Sir Bob 1759 of Hornets, &





Mr Jim Lund of SVSM . Plus a small scattering of books from an anonymous Sacramento IPMS donor. These are all being passed on for whatever worthy purpose they choose for using them, to the Bay Area Dragons JR IPMS Club. The Liu clan gladly accepted Burton's surprise of sudden inventory to have to pack up in their car and he was just as glad to be able to report the donations progress onwards ! Below, our initial night's raffle prizes were high dollar value items that were a mite different in character. Club is notorious in a reputation for a "planes, planes and planes" and Hey, how about some planes... as our choices.

Above, espy as did I, Mr Mike O'Leary checks out one volume out of those here which Messr Burton was trying to sell. Partly generate needed space and not too lesser need, as funds towards TC-X plans.



While lower key than almost any long time Free Hornet may ever have known him to be, Burton did in fact conduct the meeting and record some highlights of it. We'll start here with Lily and her dad, working on an arms project

Don't believe me? Think it's an exaggeration? Only a slight one. They are constructing this 1/1 scale Moorish North African Rifle, from the way old days generation Pyro/Lifelike Hobbies model. Having built with a client, the Kentucky Long



Rifle in this series a few years back, I for one can appreciate the undertaking of Lily & her dad

Across the way from them, Christine and David Anderson were having all sort of fun modelling a number of items, in no small way I am also sure, counting their blessings that Lily had showed up that night too. Not just for the community of friendship and love of modelling, but also since they would have been Burton's backup recipients of all those lovely but very heavy magazines ! Being a member of the BAD team is not just all about showing up once in a while to help other kids build their first models, after all ☺ They know it well, with a smile.



Meanwhile, nearby at Space Camp we find Gabriel Lee taking my terrible teasing with a characteristic aplomb. He's working on this unidentified SF craft, his Gruppe Build P-51, among other ambitious projects. Go Gabriel!

While all of this actual accomplishment was being undertaken, Burton now and then managed to get some reminders in of our Region Nine and Hornets items coming up on calendars. One of the major ones, Santa Rosa's June 2014 ToyCon coming up the Saturday following the SVSM meet. Next notable item, namely our July Hornets Meeting which would be a combination of E-board Re-elections followed by our infamous Super Auction. Although we had tried mightily to find a way to hold the Auction on other than meeting nite, no practical date.time could be found to do so thus remains as forecast. Next big contest near would be Ontario CA based Region 8 Minicon, the



USA IPMS Nationals about 6 weeks after that. In September though, things in R-9 will begin, end with real model fun, Burton reminded everyone. Reno High Rollers have their Classic with theme “Home Means Nevada” for the first Saturday, and we Free Hornets will host “TriCity Ten” on last Sunday, of September. Then later announced events, we have the Antelope Valley Group’s Desert Classic in November, which is also a great show !



Still as you can tell, the Hornets were entirely too engrossed in their building to let much of blather of Burton’s interrupt their reveries. Ben Pada had showed up by this point, taken up a residence by Louis Orselli. Who we see, handed some sort of needed item to Ben as the camera passed by.



Mark Schynert wisely fled scene for a moment, still we see he’s gotten well along with a Gruppe Build P-51D, along with a Northrop Gamma by Williams Bros. Meanwhile, Chris Bucholtz is revealed to be quaffing A&W in bottle, not Black & Tan, while hard at working both the amazing A-3D of Hasegawa as well as early Mono Marauder. We look forward to seeing him finish

Circling as we do back towards the front, we see Frank Babbitt is brutally close to his work in front of his yellow/black tool chest (how Hornets that) while Miguel Barquero is catching up on his reading. We don't see Miguel often enough, we'll have to pester him more, make sure he feels welcome.



Cliff Kranz provides us continuity and consistency here, working with his excellent “endless tracks” in 1/35 scale metal he seems to have ever underway. Gabriel Lee, who became catalyst for our club motto, utters a choice unrecorded sarcasm as Lily’s mom keeps eye on us both. Now, as I said, Ben Pada had showed up to the meeting by now, and he brought another item for the “display” table portion, thankfully. So here you can see the two Lockheeds in quarter



scale. If they look familiar to you, perhaps that is due fact I used them for Editorial page of Buzz issue 19.

Ben was bringing home some great Fremont Hornet history here. This F-104J he completed is his part of



the Gruppe Build of Hasegawa’s then new family of 1/48 F-104s. I believe his is now number 6 finished, of those I know of. Yes, mine is STILL a W.I.P. ☹

There was another reason that Ben's completed Lockheed being on the table same night as mine here, amused me to some end not obvious to others. Plus inspired me to use them last Buzz. Ben made his first road trip to Reno High Rollers Classic last September, with Free Hornets Mike Meek, Jim Priete and myself. It was Ben who prompted me to go ahead, buy this F-80 you see here, while we were in the Vendor Room at that show. Ben had there also challenged me to getting on to build it in this decade or sooner. So I managed that, plus combined with something from "the way old days"



Local color meaning this scheme here for an Oakland Naval Reserve TO-1 Shooting Star. For decision to pull those decals out of my own version of "Closet of Doom" in order to finish this recent build? No matter what else, made sure I at least had something new done in time for the SVSM gig and got my desire to see this scheme in 3-D realized. Thank you, Brother Ben.

The scheme is pretty although yes, pretty basic. The overall finish is that spectacular solution in a spray can, Tamiya's AS-14 Airframe Silver. The "International Orange", flat black, both in favorite media of mine, namely Testors Acryl line. Well behaved, easily brushed or sprayed, a simple agent for thinning, namely Windex or similar "blue stuff" window cleaner with ammonia. While the Hobby Boss F-80 may yet become model I have experienced, this "old mold" Monogram Shooting Star is quite easily recommended for any number of you in my estimate as a build.

Primary reason this particular model caught my eye there at High Rollers show then to consider getting, it was a package deal. Academy T-33A, Monogram F-80C, and a Korean War F-80s decal sheet, all for TWENTY DOLLARS. Seller wasn't even going to consider breaking the set up and at that price, knew if I didn't take, no doubt someone else would soon.

Well, although "The Beer City Special" on Korean sheet was my original plan for this kit, by the time I had gotten this mostly underway, pretty much made my mind up that I'd have to wait to try that one.

Saw the May 2014 "The Eighties" SVSM Editor's Club Contest was still just in reach, if I completed this model, for my entry. Long ago at what was then SJSM, successfully snagged at a Saturday afternoon auction an earlier pressing of this same F-80, with an old Microscale decal sheet featuring local color. What's local color or all this to do with that, ask?





As a closing for the June Hornets Nest, perhaps Ben is now even more in agreement with my paraphrased for last issue's Buzz Editorial. You know the one ...



"Look To Lockheed For Leadership" . Apt enough, as Ben's Lockheed took award for

June Model of the Month



A Great Job and Finish, Ben !

That's all the meeting notes I have for our June 2014.

But there's more:



FREE HORNETS KENT McCLURE AND GABRIEL LEE APPEAR HERE TO HELP CHEER US ON WITH THIS MESSAGE THANKS GENTS !



REMINDER FOR ONE AND ALL of 2014
FREMONT HORNETS GRUPPE BUILD
“ MUSTANGS MUSTANGS MUSTANGS ”

VERY SIMPLE RULES TO FOLLOW

1) MUST USE ANY EDITION OF THE NEW MOLDING OF 1/72 AIRFIX “D”
 Several versions are shown here as example



2) **MUST BE COMPLETED** by **TC-10** so CAN BE PART of COLLECTIONS ENTRY
 That is September 28 2014, so you know now

3) YOU MAY BUILD ANY OR MANY AS YOU WISH. ONE IS GOOD, MORE IS A GRAND THING, NONE IS FINE, TOO.

4) ANY SCHEME REAL OR NOT IS FINE
NOT LIMITED to **OUT OF BOX**, etc.

5) **FREE HORNETS ONLY, MAY PLAY.**



See you next issue — *fini mb*

And if you'd like to see MORE pictures: link on here www.fremonthornets.org (gallery) under Hornets Nest 2014 meets look for JUNE of course

Mick Burton, madman at large — DAZE61283@mypacks.net (sole fool responsible for bad content or rude comment here) “ Come for the models *Stay for the Sarcasm* ”



TRI-CITY CLASSIC X

Scale Model Contest and Exhibition



Sunday, September 28 2014

at the Milpitas Community Center, 457 E Calaveras Blvd., Milpitas, California 9am-5pm

50 Categories of Competition in Aircraft, Autos, Figures, Ships, Military Vehicles, Space & Fictional, and Paper Kits !



" Out Of Africa " (anything African or directly related)



NEW Special Awards in addition to traditional First/Second/Third place are:

“ **The African Queen** ” Award for Best Entry befitting the Contest Theme

“ **Colonial Carbon & Chrome** ” (three awards for: Best South African, Egyptian, Congo 1960s (not limited to African either)

“ **Tears of the Sun** “ Award for Best Post Colonial African subject

Plus these: “ **Best WW2 Pacific Theatre** ”, “ **Diamond In The Rough** ”, “ **At Dawn’s Early Light** ” “ **Top TBD** ”

Plus: Vendors, a raffle and other fun items announced on day of event!

Free Admission to all spectators!

Contestant Entry: \$ 10 for modelers 18 and older w/ TEN model entries or less, \$1 each additional entry \$ 1 for modelers 17/under, unlimited entries

For Vendor Information, contact **Lou Orselli** by phone at (510) 481-7335 VALID CA SALES TAX PERMIT REQUIRED

Email Contest Director Mick Burton directly at DAZE61283@mypacks.net with “Tri City X Contest” on subject line

Or

Email Club Web Editor at daze61283@mypacks.net with “Tri City Contest” on subject line, allow 2-3 days for response time