

AN UNAUTHORIZED (mostly due to unnecessary, also because I said so being I'm the Author) PUBLICATION

The BUZZ – of The Fremont Hornets V.1

Issue 18

April 23 2014



Somehow managing to wing it for now over 37 years...

Welcome

IN THIS ISSUE – You will find: (basically in the listed order, tho a stream of consciousness device)

A Short Take on Present BUZZ (Issue's Editorial, in case you needed clarification)

Reminder of Upcoming Nest 05-09-14

Short schedule of upcoming near meets and events of possible interest to Hornets and their friends

KABOOM ! Club Contest Lightning & Thunder for the Hornets turns out a winner in more ways than one for one !

THRICE IS NICE- A third fine AIR RACER model Article from an "Expatriate" Free Hornet

A LOOK BACK FROM THE FRONT – April No Fools ! Club meets, a Contest even happens !

BONUS


BREAKING NEWS – FREE HORNETS TRIP TO HIGH DESERT PROVES A THIRD YEAR's CHARM



THE Latest BUZZ (as of April 23 2014 evening)

(a Short Take On Present Buzz) by Mick Burton, Buzz Editor (& Hornets Treasurer a Deux, Current Contest Director for 2013/14 season)

YES! Now #19 In case you are a new reader, the Issue number is off by one always, since #0 was outset of this lark. That clarified or muddled, let's get to some actual important business!



SANTA ROSA
TOY CON
JUNE 21
2014
SONOMA COUNTY FAIRGROUNDS
1350 Bennett Valley Road
Santa Rosa, CA 95404
SantaRosaToyCon.com
Like us on Facebook

OVER 100 TABLES OF TOYS COMICS GAMES

- Comic Artists & Publishers
- Toy Designers
- Celebrity Guests
- Cosplay Competition
- Lego Building Contest
- Game Tournaments
- Food • More

VENDOR INFORMATION: email Mike at SantaRosaToyShow@gmail.com

15TH ANNUAL MODEL CONTEST
THEME **HOME MEANS NEVADA**
Contest Themed to Celebrate Over 150 Years of Everything Nevada

LOCAL EVENTS VENDOR TABLES 2 BIG RAFFLES

Date: Saturday - September 6th, 2014
Location: Desert Heights Elementary School
13948 Mt. Bismark - Reno, Nevada
9:00AM - 4:00PM

Entry Fee: Free to All Non-Entrants
\$5.00 for First Model
\$1.00 for Each Additional Model

Vendor Tables: \$20.00 (register early)
Make checks payable to IPMS Reno
Chapter Contact:
Douglas Summers
1045 Lasso Way - Fernley, Nevada 89408
(775) 835-0140 - ghpltd@att.net

Visit us at www.renohighrollers.com

NEXT UP EVENTS !

Seen here are the current flyers which I have already uploaded on our "Exile" website. Quite worthy events, I think.

Now, my point merely is: That's it for Region Nine right now. As far as ANY announced, ferreted out by me or any one else I know, SCALE MODEL or even remotely related to it, EVENTS.

Now, our immediate Bay Area won't see another contest/show **until ours** at end of September. Maybe Sacramento IPMS will by then, have let us all know if they are doing one later on 2014 ...

-mickb

The Hornets Nest Night coming up Friday May 09 @ Irvington Locale

WILL BE

BuildFEST, Model Talk & Minimal Business Night

Friday, May 16 2014 – IPMS Silicon Valley Scale Modelers meeting Theme "The Eighties" see <http://mickbmodeler.com> club contests for details

Friday, June 13 2014 – IPMS Fremont Hornets Meeting Irvington Community Center

Saturday, September 06 2014 – IPMS Reno High Rollers Show 2014 "Home Means Nevada" theme, Stead, NV

Sunday, September 28 2014 – IPMS Fremont Hornets host TriCity 10 , Theme "Out of Africa" MCC Main Auditorium, Milpitas, CA

Hornet's *APRIL Fool's Nest* has a serious turnout for our 2nd Club Contest ! (a more expansive review of *Thunder, Lightning, and You*)

Deciding upon this theme for a Spring Hornets Club Contest, which came about due to sponsorship by a new member of the "Double Dutch" New Year's Nest event, leaving your Editor with his own funds now "free" again to cause mischief, so easy.

Free Hornets made a good go putting a "Gruppe Build Collection" into the 2007 IPMS Nats of (21) P-47 Thunderbolts. So didn't figure that as a subject was abhorrent to the lot of you. There's been a lovely set of English Electric Lightnings modernly molded and underserved in contesting circuits, as well a precious few new molded Lockheed Lightnings. Not to mention the fairly large range of potential air and automotive subjects with Lightning or Thunder direct connections, a number of them I have seen Hornets or Hornet Community members building, in recent past. So genesis...

Well, even the offer of real cash prizes isn't a guarantee of anything, I know, a shock to some I'm sure. Notwithstanding, I didn't take all my \$ home



On the left, a portion (the Lightning side) of the contest table. On the right, later on in evening with all players present now and Judge Jim Priete on the job. The incredible part of that shot is not that I got Jim away from the Ticket Desk (he required no persuading, only the outlines of what awards to assign and my thanks for his taking the job on in first place) but the utter lack of Republic hardware in scale ! Expected I'd get at least a few "old" Timers from the 2007 group at least, I never excluded them from eligibility. Mind you, a substantial number of them were mine in both 1/72 & 1/48, however with no time to spare I didn't fetch them from home, figuring on at least ONE Hornet would show up with theirs or some new ones...

Happily enough, a late arriving Hornet who'd recently completed a fine new work of art showed up, after a brief conversation with President Mike, myself, agreed that this model should be entered on the Thunder side of the table, so at least a contest could be premised now. Worked like a charm!

THE LIGHTNING ASPECT (first part of our review) by Mick Burton

This being the sturdiest of my fleet (having traveled them before, how I learned this),



brought in the 1/72 Matchbox out of a box build T Mk 55

Which is the EE Lightning 2 seater Trainer based on a T Mk 5, only used as Export. The NM finish is Non Buff Metalizer, the nose ring is BareMetal foil as the real deal had a signature polished ring. Kit builds up well in my book.

Trick is, only two Schema.



Next up is also mine, sticking to the “foreign Lightnings” theme here for a moment. This 1/48 Monogram P-38 converted using a well known Koster vac form kit set for this very model, back in the day when it was only game in town. Wanted to see how well it worked, needed an “F” version for these markings, a decent bit of model work and presto !



Happy that I did this, more so that now a NMF earlier P-38 in this scale can be had without doing this. It confirmed a suspicion, no way I would have wanted to spend hours needed for me to blend in all the conversions to get a natural metal or even lacquered finish going this route. Others maybe, not me.

Yes, if you were not already aware, this model too, was built much earlier, and not for this particular contest. Just like the one about to follow this...





Hasegawa's P-38 "Virginia Marie" issue, in 1/48 scale, finished in a Pacific Theatre Ops scheme to honor a departed too soon SVSM Heroine of mine. "Betty" in OD and grey not a major problem finishing, but those blue/red painted with white decals, spinners, gave me a work over. AeroMaster Pacific Lightnings sheet, from which another in a more difficult NMF scheme will be fashioned, someday.

This poor lass suffered a part loss injury due to this road trip, perhaps those who obsess on studying photos will see what must be redone

On the balance though, was worth bringing

her to show for the club contest. Now that I know Lily Liu's dad is a fellow P-38 enthusiast, was hoping to show him all these that night. Alas no MQ



One more look across "Betty" and her Axis neighbor, then right to my next Koster experiment with yes, another Monogram P-38.

The P-38L "Pathfinder" or "BTO" (no, not the rock band, stands for "Bombing Through Overcast") in 1/48, proved mite more of a challenge than I first forecast to myself. The process of mating vacform items to usually thicker and less compliant injected poly is not unfamiliar to me, but I consider it still basically tougher to build successfully of the three groups. Either an "all vac" or "all poly", or nowadays even "all resin", less full of black holes. As in to my meaning there, "black holes that seem to suck vast amounts of your model time without discernible impact on project or under your control"





as opposed to the popular usage from celestial physics.

This Koster conversion is part of the same set that gave a set of vac form “underslung” engine cowls and “smaller” boom housings for my German P-38. It happily includes a nice decal sheet so that one you see here has an accurate, documented scheme. The nose mod is two part vac-form shell and a clear “band”. No vast storehouse of data given or to be found so far, on what goes into the crew bay for the “Mickey” radar. As I relayed to meeting attendees, I’d even photographed and climbed into a museum example, down in Chino a number of years ago, of this very fitting.

No clues to be had and the staff was equally at a loss for their restoration plans, goes to show “wartime security” a true fact, nothing documented has surfaced. Damn it. So a seat, suitably modified “radar set” (reworked Monogram P-38M component) were fitted along with some weight.

By far the trickiest and not fun part was trying to fit that glass, and after much patient retry, finally got a consistent rim with a superglue bonding no less, to take on. Rest of the project went pretty fast.

Again, I have Academy’s line of this plane in this scale, and would have to say that if you’re only doing one of this, that is my recommended path.



The final entry on the “Lightning” side of contest table, was mine, again. A Panzer Ib from the Italeri 1/35 kit. Done strictly out of the box, with the Spanish Civil War scheme which struck me as slightly more attractive look. Since this model wasn’t specifically built for contest but was premised to fit, an explanation how: Panzer 1s were a large component in a very familiar “Lightning” manner, aka “Blitzkrieg” (lightning war).

So as Poster Child for that, yes I’d have to switch to another scheme. For the spirit of Free Hornets club contest, as is, a perfectly acceptable usage.

Now, for some Gods of Thunder, eh?

Free Hornet Randy Ray arrived a little later and a delightful surprise awaited him. In discussions of how best to put his finished model on table which was dominated by the "T & L" contest, worked in that very clearly his 6 inch "Boom Stick" British artillery piece in 1/35 scale, fit on "Thunder" side.

So ruled on by the President, enthusiastically got a second from the VP whose money was in play, and finally agreed to by Randy Ray, so entered.

His project was a very excellent result for a first time trying out of "hairspray" technique for this carefully rendered "worn in" look you see. Randy cautions that one should be aware that spraying it where you eat isn't the best method... Treseme eggs anyone?



Last in the Thunder portion of our event, the "Yellow Nose" version of "Five by Five" P-47 flown by Damon Rarey. Decals of course from 1998 IPMS Nats which builder Mick Burton had bought five sets of, an odd man.

Testors Non Buffing Metalizer, Hasegawa 1/48 T-bolt kit, a basic out of the box build. Done for his *slowly* finishing collection of the 1998 Nationals decals birds.



and The Award goes to...

(mind you, these all got single pages and plaudits, in last issue Buzz #17)

- 3rd Place, Mick Burton, P-47D 5 x 5
- 2nd Place, Mick Burton, Panzer 1b
- 1st Place, Randy Ray, 6 in. Artillery



RENDERING UNTO RENO ANOTHER PIECE OF RACE HISTORY IN SCALE, by RW

AMAZINGLY, A THIRD RENO RACING F8F-2 BEARCAT – “SMIRNOFF - VODKA - Number 80” Text & Photos by: Rodney J. Williams © April 2, 2014

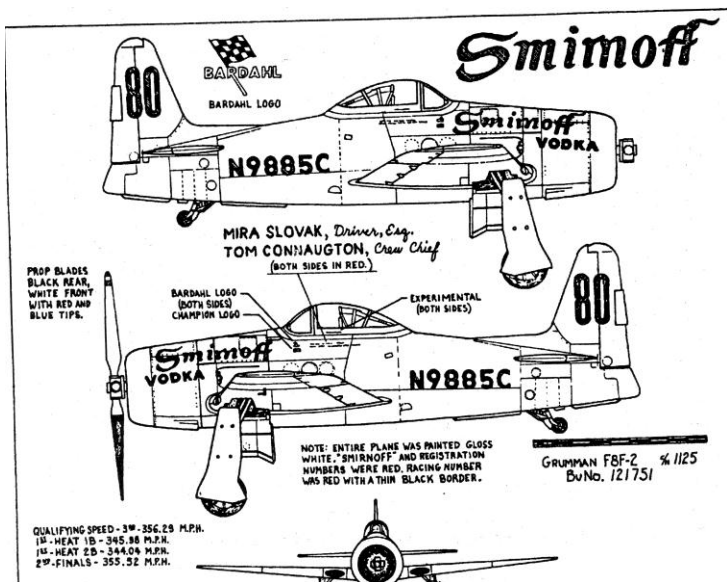


Yes indeed, *another* 1:48 scale F8F-2 Bearcat racer model by me.

Anyways, it's rather easy to build a second “same” model, as I have experienced all the problems with the first model.




Going back to Pylon Dave Jones' CD, I choose this racer to be my next model to build and then get my trusted friend Dave Newman to make my decals.



In order to have Dave make the proper decals I have to submit very “accurate” measurements with the designs.

I enlarged and/or reduced the enclosed drawing to 1:48 scale and did same for side view photo of the real Bearcat. With my never-ending “artistic” talent I drew the name “SMIRNOFF VODKA,” including the number 80 onto my artist tracing paper then placed these tracings onto the sides of the actual model.



Naturally, some minor revisions were in order for the art drawings. Once they were corrected, I emailed the lot off to Dave, in California. A few weeks later I received the decals and they were 100% perfect. You will note that I wrote the correct sizes on the real aircraft photo as Dave needs them in “thousandths” of inches as that is how his computer software program works





If you look at the side view drawing you will note that Dave also made the decals for the driver, “Mira Slovak and crew chief Tom Connaughton” including the small “experimental” word that was applied to the white canopy frame. The black fuselage numbers of “N9885C” were easy for Dave to make with his computer software programs. I had extra “Bardahl and Champion” decals on hand.



With the above items finished I now could start the building process. Without the special decals, why build the model?





Additional photos show that I bought a “PE,” (photo etched) cockpit,



which came with side consoles and a beautiful instrument panel.

The dials in the instrument panel are photo reductions of the real aircraft dials.

I revised said metal cockpit parts by making some of them with flat styrene card stock and revised the kit's landing gears by drilling out the torque links so they look real.




I made the propeller's hubcap by using some clear round plastic rod chucked into my drill. I just turned on the drill, which spun the rod around and then it was sanded round.



The "PE" wheel well parts were not made right, so I scratch-built everything in.



There is always a challenge with building models.....bar none!




Next item to build was the “PE” seat, which turned out A-OK. I added the “PE” seat belts, straps and cut some real leather for the seat cushion.

I did not take any painting photos, however the process went along as usual.

I have been air brushing my models with the Badger model 200 unit since 1981, with excellent results.

I carefully installed the tires on the 3 landing gears then installed the gears into proper places and making sure of their “ALIGNMENT.” The same goes for the propeller, cockpit seat and canopy.



Once finished with these duties, it was time to install my hand made antenna post, which was located just behind the canopy on a pedestal. The antenna was not on the art drawing, but I noticed it in the real photos.

It's finished. Now it's inspection time, then time for its' photos.

My quality photography dates back to the beginning in 1949.

So enjoy the model.



Rodney

Dolores, CO/USA

Replies welcome @ fox7077@gmail.com

AS ALWAYS, ONE WHO FREELY CONTRIBUTES TO OUR SHARED FUN DESERVES ...



A
CHANCE
TO
SHARE
MORE
AND
SHOW
OFF
MORE
HIS
WORK !



SO HERE IS THREE ADDITIONAL PHOTO GALLERY PAGES of Free Hornet Life Member R J Williams' SMIRNOFF VODKA # 80



THANKS AGAIN RODNEY for the sharing. For a recap for any new readers, Buzz #16



featured "American Jet" Bearcat Racer, Buzz #17 had "Smirnoff #1" Bearcat Racer, and of course we wrap up here on Buzz #18 with this one. More to come ? Only time will tell.



Hornet's *APRIL Foolishness Nest* (a look back from *The Front*)

Display Table Shares Space with Marvelous Contest !

“Buildfest, Business AND Model Talk” again the meet agenda, with an amusing adjunct for April. In the form of our second club contest, that nearly didn't require any prize payouts to entrants.

As in the majority entrant was also nearly the only one, and he's the “payor”. If you've read this far, likely you know that ending.

Table setup went with another creative venture by the early show Free Hornets, and an ice floe philosophy was employed to contest or display modelers having items for either or both.

A very relaxed atmosphere was maintained, and the President, as Seen here, offered to keep things on the normal uneven keel we're known for, by preparing to drop this car on Jim Priete's head to open meeting formally. Okay, I am kidding, yes. But hey, it “coulda” happened ...



First off meeting business was to establish the presence of any unwary innocents, aka “New Visitors”, before we created the wrong impression with them.

This is Ken Moore, new to the Free Hornets (we'd met under a similar set of circumstances last month at SVSM meet, namely he had tried to find the meeting area and was patiently looking for one or another person to wander by him looking sufficiently Model Geek to ask for final directions) Just his luck that both times it was me, I'd invited him to try us at the SVSM meet when I learned



he was a lot more local to us (Fremont Resident) than down South. By the time this picture was taken, Ken had already gotten a good dose of “Free” Hornet live action, and still allowed himself to be recorded as having been around us without restraints. He even volunteered (as in didn't leave area) to be part of my effort to photograph “Flat Stanley” visiting with him, or maybe FS was just trying to steal Ken's brand new SVSM OSS for April. More about “Flat Stanley” and his story coming later on in this alleged recounting of the alleged April 2014 meeting of alleged Fremont Hornets...



As a “Model Talk Display Table” start this time, President Mike Woolson volunteered to be first. An Executive Order of great import and also a way to prevent the then still useful review process he’d launched, first reviews/feedback from the “customer base” regarding the Silicon Valley Classic #1 annual contest, from devolving, then derailing the meeting. Not only did Free Hornets have a fine showing, the President was also the SVC Contest Director, so he had some inside scoop and direct ability to take any critiques into hand for resolutions.

Great show was the seeming general response, and a call to looking into how to better publicize this event to a wider audience seemed to be the one “critical item” of note. Which the correspondent did also emphasize, was also a valid item that could still be remedied this year for our own TriCity Ten.

So noted, and that Contest Director (moi) and President Mike will work on improving the process !

In the meantime, Mike was making sure everyone knew the story so far for his gorgeous 1930s Ford two door was, however this correspondent utterly missed capturing any of those details. Sorry, my bad.

Sometimes, my taking of pictures. collecting the nightly room dues, making and fielding smart assed remarks, watching for chances to somehow set off a tactical nuke plus yes, just being lazy. All ends up being more than I can handle, my poor listening skills go to nonexistent state. But there’s always next ☺

Oh yeah, and this month I had that Flat Stanley character to chaperone, forgot about that. More soon.





President Mike also supplied a Work In Process Landing Craft that again, I flat out missed the boat on scribing the story of for recall here. Maybe as



my being intrigued with the “water base” for this craft, these “shiny object” wonderments drowned out the information as they reached ear shore.

Could also be that mind wandering near and far, conceiving fiendishly as did others, how this ever so, so innocent HO scale “Rivoli Theatre” could suddenly be a site of so much horror & mayhem !

As in it presents perfectly For a “re-imagining” of a 1950s classic “The Blob” which literally poured out the doors in the movie at what could be mistook as this very model as prop.



Didn't help matters at all for my concentration, due right after this set of recollections in bantering took a cycle through, that Mike recalled the “IRS on Fire” was the other HO model he'd considered as a purchase. I had to confess then I'd done that model, many years back. To playfully torment my then other half, who happened to find my modelling passion a mistress to be jealous of, and also worked then at the downtown SJ offices of yes, THE Internal Revenue Service. Thanks for the memories.

Since the remainder of Display table items were covered by earlier recap of “Thunder & Lighting”, we now shift quickly over to Model Talk within the BuildFest tabling, Where we found Kent McClure has a vast array of new 1/72 scale figures from Airfix to share with us his findings about them.



Kent had Kamikaze, IJA AF among them as you see. Major assessment of the sets is that they are a good value, with his audience concurring.

Bringing us up to date also on progress with his “Egg PBY”-serious work on a “silly plane”

Off to his right, Kent treated us to a collection of Soviet air history items that he fetched for an excellent price at Half Price Books. We’ll see them in a bit more detail soon, with Flat Stanley’s assistance.



Randy Ray was working on a Bronco edition 1/35 M24 Chaffee “Asian Army”, Chris Bucholtz provided evidence he hasn’t set aside his Korean Air War project’s latest edition, the Special Hobby Fairey Firefly.



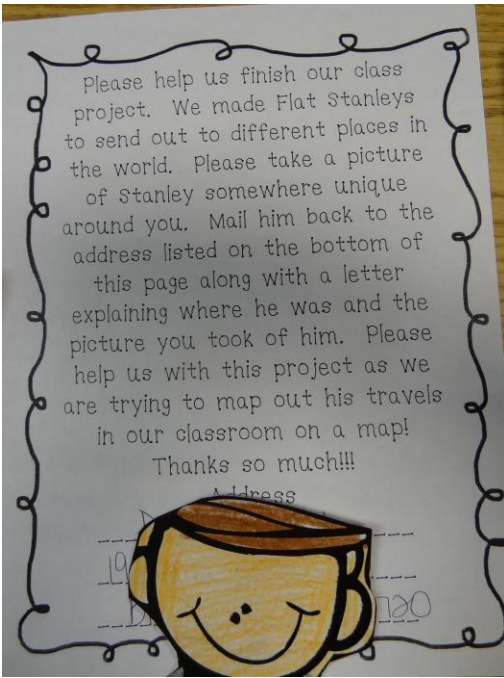
With a shot from left of room facing to front, one should take comfort all manner of work going.



Before we end this meandering through April’s foolishness, I’d be wise now to illuminate tale of “Flat Stanley” as he keeps getting alluded to. Okay



First, meet our guest of a well known Hornet; he (guest) goes by moniker “Flat Stanley” as is outlined here with his “travel portfolio” and “orders”.



My part in this tale was merely to “take our guest on a tour and photograph the significant parts” and get it done swiftly, without making an attractive nuisance of us both. Fine. First I tried to loan FS some model tools so he could join in “buildfest”. His hands it seems were to remain in his pockets for his visit. Great !



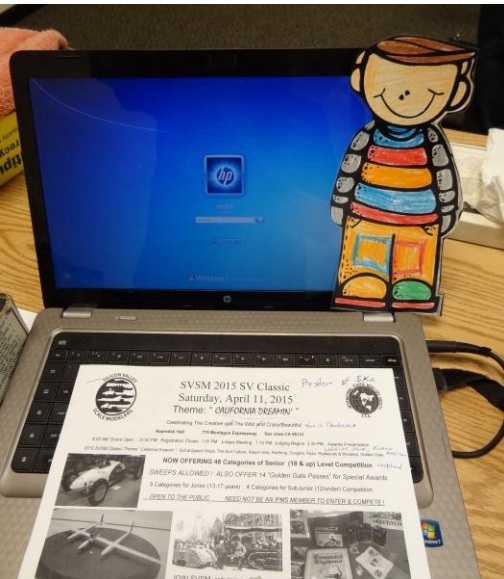
Be that as it may, I next tried to take him to a movie, but as you see, nothing was playing on the marquee, actually he'd not pass through entranceway without my using the X-acto, don't think he was keen on it.



So, I tried to expand his mind with reading material about a number of interesting items of another part of the world and years past, so he could impress back at his

homestead. Again, apparently Flat Stan needed me to open the pages for him, and I was having none of that, we had no time to waste!

Not wanting to miss a trick, dropped by my laptop to share news of the newly announced SV Classic # 2, a definite way to “increase publicity”, I thought. FS just stood there, hands in his pockets, not a remark at all.



Well, here, look at these raffle prizes, Flat Stan, buy tickets ?




NOPE.

NADA.



Finding myself exasperated, I left him with Cliff Kranz, who looks as if here he's briefly considering making FS a tank crewman. AHA! Finally, something he liked:

HERE WE GO ! Flat Stanley definitely seemed to take an interest in a more mature pursuit with a lass of similar (in some respects) dimensions to he.



So sorry FS, she's already spoken for, she's guest of another Free Hornet and going home with him.

Take a guess on who was the Free Hornet who had Flat Stanley as his guest and left me in charge of touring him, so he could carry on his Official Duties ? Anyone? Alright, he's letting you know here:

That's right, it's Our President.

Flat Stanley was returned to him by and I coughed up all the shots I had

Seems that 'ol FS will be shipped to star in a "show and tell" for him, as "model adventure" in the telling !



me, no worse for wear on tour, taken for him onto USB drive.

Mike's young relative, and he'll a guess, bet his will be the only

AND NOW OF COURSE
IT IS TIME
FOR THE
BIG SMILING FREE HORNET SURPRISE
FOR THIS GO AROUND
MODEL OF MONTH
WINNER for APRIL 2014
Randy Ray
for his "Boom Stick" 6 inch Artillery

See you next issue – *fini mb*



And if you'd like to see MORE pictures: link on here www.fremonthornets.org (gallery) under Hornets Nest 2014 meets look for APRIL of course

Mick Burton, madman at large – DAZE61283@mypacks.net (sole fool responsible for bad content or rude comment here) “Come for the models *Stay for the Sarcasm*”

IF NOW IS APRIL, THIS HAS TO BE ANTELOPE VALLEY...THREE FREE HORNETS ON AUTOPILOT

A BONUS LATE BREAKING NEWS ADDITION SPECIAL TO THE BUZZ (largely due to fact the Editor is one of the aforesaid trio)

Third time's a charm, it's been said. We again tried this out in



a signature manner for us, namely by us all hanging out for a THIRD Model Club Meet in span of just 8 days. Took a small road trip do this, though. We being the Three Free (wheelin') Hornets; Mike Meek, Jim Priete and Madman Mickb, on our third annual April Fools Race to the High Desert.



All in great fun for us you see.

Friday a week prior, we have a Hornets Nest. Friday next was SVSM, now here we are next day at AVG meeting, boo ya!


Jim even remembered to bring models this time (actually he'd had them in trunk of his car we traveled in, due his SVSM trip)

We had already been to our first leg of plan, namely "Plane Crazy Saturday" at Mojave Spaceport, which is of course a wee ways from Rosamond, where the AVG meets and greets on the third Saturday of the month at the Library. Swift motoring as always by Jim, with Mike navigating, saw us at the parking lot just in time to run into Nick Kiriokos, who wasn't expecting to see us, when he stepped out for his break before meeting started. Head on in we did, as you can see in picture on left, Jim's three models were on with everyone else's for Model Display/Talk. On right, the meeting & Jim.

The open door next to Jim leads to a very fine friendly feature of the AVG club meeting, namely the kitchen where they have FOOD & DRINK !!!

Although we knew this feature already, the three of us had lunch before we arrived, down the street. After all, these tasty items aren't free, they are the pleasing efforts of AVG club members who sign up ahead of time to volunteer these features so that all may enjoy in comfort, and so didn't want to just "presume on their hospitality". Of course, did enjoy the offered soft drinks and did take some snack chicken for myself as dessert. Thanks y'all

You may notice that the "buildfest" meeting style is well integral to our friends here, works very well for them. I was utterly shocked and pleased to find someone had a Roden C-123B already in hand. Thusly thanks to them, I got a thorough look at it. ☺ Thank you again, Matt Graham, you're another example of why it's fun to visit when possible, the AVG.



A quarter scale Albatross, likewise scale "Latin American Kfirs" and a 1/144 C-140 Jetstar were also there to see !



Now recall I'd said at outset of this, how Nick K was "on a break before meeting"? Here's what I meant. One of AVG's cool practices I am again still figuring out how best to adapt for use here at Free Hornets,

has Nick hard at work with it. It is how the folks who have a model or two on Display/Talk tables, fill out a brief summary for the Club. This gets put into formal version for "The Smoking Hole", AVG's monthly newsletter ! Along



with picture of course (of the item)


You'll have to wait until the April issue to learn details of the Quad, USA M46, others here.

For while I am confident that for a fact that here is Jim Priete's recently completed Pegasus kit of the US American "Space Ark" from the 1950s SF movie "When Worlds Collide". However, I'd no idea nor had time specifically to ask, who were providers of the other models, nor all the other good details.

Which again, brings forth of my motivation to determine as to means for adapting AVG's great solution for getting these useful bits for their records to share. Be a real service to help current and future Club office holders (like the Editors) plus the membership, yes ?



Speaking of sharing, one part of our plan this year was to be at this meeting so I could repeat (and even double) the fun of last April at AVG meet visit. Namely, seek, locate their 2014 "Desert Classic" Contest Director in order to offer some money for Awards Sponsorship. Thanks to Tom Hamel (who was "that guy" for 2013), I was swiftly enabled early upon arrival and got the requisite funds of my own into aforesaid CD's hands. We The Fremont Hornets will be the "Sponsors of Record", as we were last year for Desert Classic's "Best Aircraft Award", also my intent again here. A great investment in my estimate, and my preference to credit our club as opposed to "self promotion" or "anonymous". Hey, maybe this year life will permit me to actually show up for the bloody show ! (I've had 75 percent success rate for making it to Desert Classics, not bad since this'll be 16th)



This Desert Classic coming up in November 2014, will be themed "What If", with an emphasis on history as it may have been, versus simple "hypothetical" or utterly fantastic (as in "made up") models. Last year's "Day at The Zoo" proved be another excellent turnout for entries and entrants, everything that was discussed at this meet certainly put positive reinforcement that #16 will be another "you shouldn't miss shot at going to" AVG Classic



While I enjoyed seeing Jim Priete's Lancia Stratos done as much as everyone else, on this table of models my two favorites that I'd like to see AVG Newsletter details on are on this page. Although that M46 definitely top drawer in making me wish to up my game in armor rendering. This Imperial Japanese vehicle which I am surmising is from World War Two or supposed to look as if that's so, and also "amphibious" in mission statement, first I have ever seen of its type.



This Messerschmitt 109 in an attractive schema that I'm guessing is a late war camo.

Not my area of knowing, as only my surmise on viewing here that those are "Reich Defence" bands on rear, all in all very lovely work that'll be part of my anticipation as a

next edition of "The Smoking Hole" comes out, to read and see. Alas, as I see Mike Meek is leaving the building it must be time for us three to head on down the road. (Literally. The next part of our trip was just down the street from the AVG meeting site)

THE RACE IS ABOUT TO START !



I AM NOT KIDDING. Because we were so close by and already had our money ready, 8 minutes after we rose from our seats at Rosamond Library, we were at our favorite Grand Stand spots for start of 15 lap Wild West Wrangle at Willow Springs International Raceway, California Historical Landmark established 1953.

We were there to experience raw fury of Automotive Racing ...



And we'll close out this report with a last look at full size racing in a scaled down fashion. Hard on ears, fun to watch though. *Seeya -mickb*

BOTH BIG



AND SMALL !

WISR in April had it all

The SWS Stock Cars had a 5 lap "shootout" shortly after the brutal 15 lap run.

Below, you can see what A Real First Place Car be looking like after winning

