

AN UNAUTHORIZED (mostly due to unnecessary, also because I said so being I'm the Author) PUBLICATION

# The BUZZ – of The Fremont Hornets V.1

Issue 8

April 21 2013



**Somehow managing to wing it for now over 36 years...**

## Welcome

**IN THIS ISSUE – You will find: (basically in the listed order, tho a stream of consciousness device)**

**A Short Take on Present BUZZ (Issue's Editorial, in case you needed clarification)**

**Reminder of Upcoming Nest 5-10-13**

**Short schedule of upcoming near meets and events of possible interest to Hornets and their friends**

**For whatever reason there's nothing to put on this line !**

**Free Hornets take all this pent up remaining momentum to continue "Going The Distance" (All the way to MOJAVE)**

**A LOOK BACK FROM THE FRONT – Review of our April 2013 meeting**

**HEY Someone told me something about HORNETS having an auction (month after elections!) is this true? (see Ed)**


**PLUS YOU BEST "SNAP 2 IT" Remember Hornet Gruppe Build 2013 theme and deadline for show day. Thanks**

## THE Latest BUZZ (as of April 21 2013 midnight)

(a Short Take On Present Buzz) by Mick Burton, Buzz Editor (& Hornets Treasurer a Deux, Current Contest Director for 2012/13 season)

**YES!** Now #9. In case you are a new reader, the Issue number is off by one always, since #0 was outset of this lark. That clarified or muddied, let's get to some actual important business!

First big writing in this issue was an unplanned addition, an informative and instructive trip to So Cal High Desert. We went for fun, and got that too. Getting a chance to relax and enjoy time with AVG club, like last year this time, provided fresh editorial grounds abundant. Entirely refreshing to be able to share both the joys and pains common to all of our community of clubs, regardless of locale. Please, if you've never been to Desert Classic in November, this year make it a plan to show. If you, like myself and several other Free Hornets, already know how awesome fun and rewarding this event is, then I'll see you in my lens again in 2013. I'm simply ecstatic that Antelope Valley Group carries on spirit of sharing, caring to put on show. Trust us, we well know they're painfully aware how hard to keep at good works annually. – *mickb*



### **The Hornets Nest Night coming up Friday May 10 @ Irvington Locale**

#### **WILL BE**

#### **A BUILDFEST, Model Talk and Business Night**

SO please show up in any case to the Nest and enjoy, contribute. REMEMBER, "Buildfest" nights, like "Model Talk Only" nights, are not mandates which force you to bring anything besides yourself, or do anything more than be there to share some air. If you don't feel like doing any "building as we talk", bring a project finished or not like always for "Model Talk" portion. Or come on down to enhance the sarcastic swagger, without any target of your own on tables. Business as usual, you might put it. Speaking of business, here's few calendar item notes of which you may need knowing.

---

**Friday, June 14, 2013 – IPMS Fremont Hornets Meeting** Probable "usual suspects" list for nominations and elections of officers, resume normally  
**Friday, July 12, 2013 – IPMS Fremont Hornets Meeting** Irvington Community Center, SUPER AUCTION NIGHT ! (w/standard \$ 5 per collect)  
**Saturday, July 20 2013 – IPMS Dragon Lady (Yuba City) Show 2013** "Get 'Er Done" theme, First United Methodist Church, Yuba City CA  
**Saturday, September 7 2013 – IPMS Reno High Rollers host #14**, Theme "Civil Wars" Desert Heights Elementary School, Stead, NV  
**Sunday, September 29 2013 – IPMS Fremont Hornets host TriCity 9** , Theme "Soldier of Orange" MCC Main Auditorium, Milpitas, CA  
**Saturday, November 2 2013 – IPMS Antelope Valley Group host #17**, Theme "Day at the Zoo" AVC Cafeteria, Lancaster, CA



## April 2013 Sees 3 Free Hornets Continue to “GO THE DISTANCE” With Trip To Mojave Desert

Photos/Text : Mick Burton, 1 Hornet of The 3

**Within hours of SVSM** April meeting night close and subsequent dinner, Free Hornets on a road trip to experience first ever “EAA Air Show” event at Plane Crazy Days held Saturday April 20 2013 in Mojave, CA. Mick Burton, Jim Priete and Mike Meek left before 6AM from San Martin to achieve an arrival on nearly on the opening hour of this exhibition. We ended up seeing Past, Present and Future of aerospace plus modelling for all our efforts, and returned before the midnight hour. Not bad, considering all that we managed to do, relaxedly, and some nice surprises too. One of them being a new hobby shop to visit next time!



The Past - Last Spring, I shot this 50s's Chevy and found it again this one. Split Wood, Not Atoms, says bumper.



The Present – This mockup of X-Cor Lynx, it's Sub orbital spacecraft planned for Mojave launch.



The Future – Mike Meek's quest to see “Wildfire” was satisfied, it's a radical T-6 redo for Reno NCAR

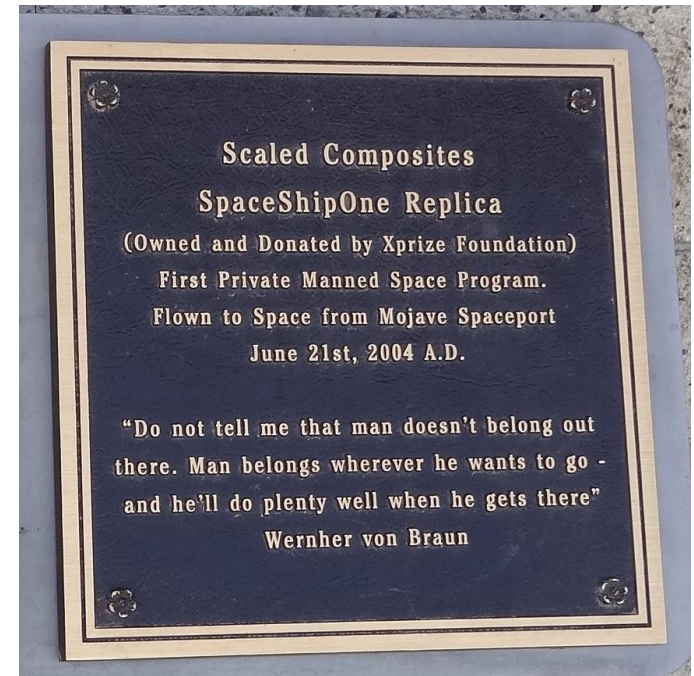


If you may recall, on last April 21, 2012 we three went to Mojave for another 1<sup>st</sup> held here, Scaled Composites Job Fair. I posted lots of pictures to Photobucket, as well commentary on “the” Hornets site. So much has transpired in just that year passage, almost a relief that reason to go again came this April. “The” site hacked so access to commentary and photo links no longer practical for back reference. A prominent reason for noting it now here. Now there's the “Old” Hornet site, New “Exile” site and this Buzz to provide all sorts of Hornets coverage, So return now to Mojave for updates since all that. ☺





Okay, yes, we didn't fly down to "SpacePort" in this.



Still, really cool "legacy park" and another example of how "sleepy desert town" with "airliner graveyard" next door to their "SpacePort" really has much going on and also quickly. The Rotary Rocket is a donation, it's landmark for the corner where you turn in to see main Mojave Airport & Spaceport building and parking. I



am especially fond now of this new to me Wernher von Braun quote. This plaque is in front of small glassed in building beside rocket, inside it are two replicas. One is a 1/5 scale model of "Voyager" built by Burt Rutan right here at Mojave Airport. Other one is referred to here on its own plaque, for "Space Ship One" first flown into space here. Private Citizen Space. Way cool.

Oh yes as we entered the facility grounds, we were greeted (just like last year, so déjà vu) by a Hornet (expatriate) whom Mike Meek spotted right off. Alumnus David Newman, of Muroc Models and a Rosamond resident. Proving again how friendly the natives down here are and also getting us invite to IPMS/AVG meeting nearby (15 miles) later that day (...like last year) David had just arrived like had we, so we parted ways for next few hours and got involved in all the goings on, though Dave was kind enough to point out "Hypersonic" book author and a Famous aviation photographer Tony Landis's BD-5 before he left. So I got some shots of that before it possibly took off. Thanks again, Dave! All during day we took in many many aircraft in all manners. As it worked out, we also ran into Tony Corbo, a friend from IPMS Ontario, as another great result of our trip. That worked in Mike Meek's plan to see "Wildfire" which is a work in process at Mojave not normally accessible. A radical redo of a North American Texan T-6, one day planned to race at Reno Air Races, with an interesting joining with another North



American product. "Wildfire" includes Sabreliner (jet) wheels and brakes as part of it's redo. Two other periods of North American also were on display that day.



One sweet F-86F all done in a Korean War scheme, pretty sure this was once a Flight Systems Inc. bird where it would have been a hard working chase. As a support for my premise, the F-100D next to it was all stripped of finish, due to knowing FSI had them also, plus there being two in their markings parked "out in the sticks" with a few mothballed airliners, suspect this Super Sabre is due for a "retrospect".



Another North American? Well this Mustang is sure lovely, flew in while



**The XCOR Lynx Suborbital Spacecraft**

**What is Lynx?**  
You are looking at a full size model of the Lynx, a fully reusable, privately owned, sub-orbital spaceplane developed by XCOR Aerospace. Using powerful rocket engines, the Lynx takes off like an airplane from a conventional runway, reaching the edge of space to take photos, observe the earth below, or study the atmosphere and global climate.

**What Can You Do Aboard Lynx?**  
In addition to enjoying the view as a space tourist, scientists can perform physical and biological experiments that require microgravity to improve the science of space. Researchers can conduct Earth and planetary observations, collect atmospheric data, and perform communication experiments by testing high-speed satellite communications. A total payload of the Lynx spacecraft will be able to carry larger payloads, as well as launch small satellites into Earth orbit.

**How Many People Will it Carry?**  
The Lynx can hold six pilots and one "Spaceflight Participant" (customer) for a maximum of seven people in total. The participant sits in the cockpit next to the pilot. Each person aboard wears a pressure suit to protect themselves from breathing their own oxygen.

**When Will it Fly?**  
The Lynx will begin test flights in 2013 and commercial service in 2014.

If you'd like to purchase a flight ticket, visit our website or contact us at [www.xcor.aero](http://www.xcor.aero).

we were at lunch. Mike Meek told me it had a San Jose connection in its past and so I had to get pics. Rutan design plane nearby "Determinator" brought back memories of another sort, shots needed. Fan that I am of "citizens in space program" cheered me to see that this Lynx is scheduled to test fly 2013 and take paid cargo in 2014 from here.





In closing this part of our journey: Tony Landis BD is lovely, no? I invite you to “judge” sit of the F-100 and decide whether it may make “cut” in a 1/1 scale model contest. Uh huh. No trickery, that is what you saw in real life there. That weird looking 4 jet is a very rare Convair CV jetliner. Parked near it is an old friend, a Q bird “Rhino” (F-4 Phantom) I had shot pictures of on the Mojave grounds years ago when it had a 3 headed dog sculpture as companion. No slouch this, gets around the airfield without wheels leaving pavement per se. On the left, a scan of the signage, in case you forgot where we are leaving from, on our way now to the Kern County library to join in the Antelope Valley Group IPMS club regular meeting...







Here they are, gathered about a table as we enter. Oh there/s Dave Newman !

HEY ! what a change in demeanor. Doesn't look now as if David is at all too happy to see us. At least if I am reading that body language correctly. Or may be that this simply an unknown to me, commonly used So Cal IPMS gang sign ??

No, here another AVG member appears to be trying to ward me off with an impromptu crucifix ala U-2S...



Well, it can't be our 3 added bodies will push things over the limit, true?

Of course I am kidding here. First with Dave's playing with my quirk of always wanting to take shot from a chair for overhead perspective. I took U-2 underbelly pic as meeting model talk was underway, that modeler holding it was asked to, by the builder to indicate the antenna farm (very populous) which he said comprised nearly half the time in spent building this 1/72 "Special Hobby" product. Serious fun for me though, fooling with edits of my pictures to tell a little twisted tale .



Actually, David, Nick, Tom, Curtis, Henry and all the other great crew of Antelope Valley Group, did welcome us warmly when we came in, albeit during their model talk portion of meeting. With a very short intermission and generous tolerance of my insistence on taking as many pictures of their goings on as swiftly as I could (wouldn't know how long we'd be there, so wanted to jam in content for my selfish purposes) whilst they resumed their meeting business. Turned out they had a contest in house as part of the meeting, so this talk portion critical for Judges (themselves). More details on how that all turned out, later in this article. For now, check out the comforting environment, ya'all...






Quick look as Tom Hamel conducts the model talk around table, then some overviews of their meeting environs, which perhaps you can see, made us feel very “at home”.

Like Hornets, AVG has a “buildfest” option which most present seem to take in avidly, the meeting we were at last April was a mirror image in that aspect to this one. Jim Priete gives a double take as he realizes there’s one modeler still at the table. I managed to get Little Ms. Purple to smile for the camera in middle of her sanding wing leading edges. Maybe if she’s started now, she’ll have this kit finished before she’s half my age!

One item I shot was tucked into far corner of their meeting room, turns out it’s commission (paid) project for members of club. A B-36 in 1/72 scale is a mighty endeavor no matter why or how it’s genesis is catalyzed. Look forward to hearing how that world turns, in future.



Soon, we all were rejoining Ms Youthful Modeler in seating at table





For example, Mike Meek, Jim Priete (Free Hornets) are here with Nick Kiriokos (AVG) as is another gentleman from AVG whom you saw earlier holding the U-2, sadly I still didn't get his name. I do know he self identified as "an armor modeler" so happy to know of that.

Near Nick K was a 1/72 model of a Demon. Yes, really. A McDonnell F-3H not a hideous evil beast.


Unless you're bit familiar with Emhar kit of which this is. Perhaps then you'd be conflicted or doubly in agree with my statements on this item. Either way, I think build here is superb.



Like mentioned at the start of this portion of our road trip article, when arriving we encountered the AVG modelers deep in discussion of this tabling of finished models. Below is the gathering, on right is the opposite view of same tables now that we're all seated. President Tom Hamel had given direction to group to consider for several minutes what they had all covered, then make the voting decisions so they could be tallied and announced later on in meeting. More on this soon...







Now remember, we arrived later in the meeting, and I don't know everyone in AVG, plus they had some guests, new members. But I'll give you best recoup of the table display and contestant models. The white slips are numbers for the contest which I didn't get details on, but did ascertain correctly what the results were. The 1/48 turnout included a lovely bomber destroyer Ki-45 Nick (Hasegawa), a Me-109F (?), SB2C-4 of the original Monogram molding !, F8U-1 (MAJOR conversion). 1/72 here shown was nice BF-109.



No you're not seeing things that's really a "double vision" decal on that Monogram Helldiver. Builder will refinish he said as his AVG mates suggested, with better aftermarkets. Dave Newman covered modestly his magnificent conversion using his own Muroc Models parts of Hasegawa F-8E, backdating to "A" of a "going distance" obscure history bird.





Lovely work and cool to know story which David made known, since Glenn F-8 ride which came same time, overshadowed this.

John Glenn's Marine F-8 Crusader record run got all the glory, but as Dave pointed out, this Eastern Composite Squadron bird flew off carrier on California coast to land on a carrier off Florida coast, set records for speed and distance that Glenn never managed. Yet today who knows about it? Just us now



The exquisite armored works here are Tom Hamel's M4 "Jumbo" from the Tamiya kit in of course 1/35 scale, and someone whom



I didn't note (since spoke prior to my arrival) who built this 1/48th Sdkfz 234/2 "Puma". The work by builder of 8 wheeled armored recon car came out just deliciously, if you ask me.








Another Tom Hamel was this L70 high speed, big caliber gun outfitted tank destroyer in 1/35. Scary good work seemed to me and Tom, another AVG member gave a concise explanation what specs comparison of L70 gun and Sherman Jumbo had to teach us. Both are 75 mm shell shooters, but a difference of like 700 fps for Sherman vs like 2000 for the long barreled TD made us think. WHOA.



No slouch either was artisan who built this 1/48 P-47D Bubbletop.

The builder of this HH-65A Dauphin in USCG scheme had quite a perspective for references. He'd working on them in real scale for a number of years before, and created this one from Trumpeter kit.



Nearby was the U-2S in 1/72 scale, this late model of the last production model "Dragon Lady" is a very precisely detailed build, my compliments to creator of it.





Any one who takes on successfully, any type of dayglo scheme, gets my total applause. Maker of this 1/72 scale OH-58 Kiowa created quite a work of art, in my estimation.

The "Thor" German WW2 heavy artillery piece I think was 1/72 scale but can't say for sure. Maybe it's 1/144. In any scale, this tracked pair certainly mastery in miniature to at least the three Free Hornets who saw it at the AVG table. We chatted about the piece on way home at length. Hope it shows up at TriCity 9, be a treat to see it again. Last item to discuss here, this exquisite rusted wonder of a 30's pickup. The votes were in, whatever context of contest, this builder's work got 10 of 17 possible votes. Clearly the winner. Congratulations. Thanks

to all of AVG for letting me horn in on the meeting discussions too, much of part I was present for covered "contest stuff". Which on our behalf I contributed for an award, in an attempt to assist what I and other Hornets feel is one of the best damned contests going in West Coast. We'll be back for sure by November for "Day

at the Zoo" themed Desert Classic, host of course, the AVG crew here.

For more pictures, I will suggest visiting The Old Site of the Fremont Hornets, a Gallery for our trip this April posted by April 23, Tuesday.

Also coming to the "Exile" site will be a PDF of the 2013 Desert Classic event -mick fini





# REVIEW of Hornet's April Nest

*(a look back from The Front)*

With SVSM Kickoff #19 with two weeks in past by then, our meeting went along without much discussion further about it, most present had gotten news from either Hornet or SVSM sources already. In fact meeting order was called rather late considering wensetup at 730, well assembled by 830 as you see in my picture below. President Louis himself was quite ensconced by 9 PM call



we agreed for time to call order.

Shortly, I will cover more the reason of why this came to pass. It's tied back to what I wrote in Buzz #7.

No, really!



How, in my coverage of SVSM event, wrote that someday I hoped to make "Sarge" Frank Beltran more than a mighty DOE Staffer, Contestant at our TriCity's. Imagine my pleased shock and surprise at April's Nest in formation when in walked not only he but Ron Wergin of SVSM, laden with treasure too! Whereupon I shared with Louis and Ron, Frank what had me so bemused that it came to pass (if you write it, they will come?) as I assisted getting them set up with their tables.



As Hornet Steven Kumamoto could attest, marvelous that these two got out our way. Take a look here at what they had for sale, as they joined in a buildfest meeting.

What a night ...!








All those books were product of a “charitable donation sought as result” as yet another modeler decides to hang it up. This huge set of treasures taken to D&J Hobby by this generous donor. By the by, Sarge and Ron became “The Silent Service” who will see to it gentleman’s wishes are executed, and all the funds they generate will go to various Vets projects in Region 9. (i.e. their works all for free, serving as the few to the benefit of the many. Sound familiar at all?) Thoughtfully, as our Nest came up first in calendar, they showed so we spent! On following Friday, they will do all this same stuff at regular SVSM meet. So see, as I say often, it pays to be a Hornet! ☺

While meeting didn’t get into details per se, recent SVSM show did come up in the “display table” items which are in close up from here on for awhile. Randy Ray won a 1<sup>st</sup> Place for his 4 barrelled menace Flak V-somesuch (my AA lingo is off this week) On right, a shot included as it hit me a



bit “Star Wars” or even earlier “Silent Running” ‘droid like was this WW2 artillery piece in this pose. Weirdly. Congrats to Hornet R J Ray for his win, that’s not weird in least. First he finishes, he wins. Very consistently.



Nearby, another who gets armored pieces in order so fast, my head is a mite off.

Russian T-35 of Pre War by Cliff Kranz. A crew of 11...Not



a shock, maybe, as Main Battle Tanks were treated more like “land battleships” in their armored evolution. Cliff wasn’t forthcoming as to if he’d built them and left them inside... could happen, being a modeler.




Cliff doesn’t usually build just one, so here’s also his Panther (I didn’t note for sure, sorry) in PanzerGelb, similiarly attired neighbor his Panther Recovery Vehicle, both are in 1/35. Quite an assortment. An explosion of turrets, then none at all, then a certainly businesslike single turret with a serious cannon aimed out.



Deceptively peaceable looking on this same table grouping, Mike Woolson’s World War Two IJA Komatsu Bulldozer, in 1/48 scale.

Well executed “combat construction equipment” from a fine Tamiya kit, this “enemy Airfield builder/target” (depending on perspective...) like Randy Ray’s German AA Gun, takes on almost “Alien” aspect from some angles. Relax and ponder shot below.



I think it’s how those tubes look snaking out to their respective homes. In any case, surely President Louis isn’t menaced in the least by this equipment, not feeling “bulldozed” into hurrying his 1/48 “Big Red One” along here.

What Louis is actually up to here is carefully applying motorized assistance (smart man) to eliminate the damnable seams commonly found on this Northrop Snark in this scale. A heads up in case any were wondering, Prez has already given us notice that he’s planning an ADC Gray (FS16473) USAF operational missile, not that bright red target version.

Also thanks to Louis, we’ll proceed to prove that yes, things with wings were seen on the finished table at April Free Hornets Nest. We indeed, do aircraft. A lot.






Starting with our three fine raffle items, two are 1/48 birds  
Then above are two 1/144 scale renderings by our own Southern Lad Frank Babbitt. Aggressive looking F-4 in IDF/AF, behind it an equally pugnacious HS (Blackburn) Buccaneer in tactical camo so likely in RAF (Gr)



Reacting apparently instinctively at left is Randy Ray's AA Flak quad weapon. Okay, lucky for me editing this so could pose so, since this aspect shot lets show better all the hard detail works which helped win Randy a 1<sup>st</sup>.

Right, a first look at Jim Priete's shot across bow for all those who plan to have something or other done for Tri City Nine in September. Shot is also for me, as this allows chance to be pointing out "popular wisdom" is anything but. Jim occasionally is unfairly tagged as a "slow builder" or "rarely finishes much" modeler. Which is complete BS. His B-10



finished only one week after he'd shown it unfinished at a March 2013 SVSM meeting.

Then entered in Kickoff #19 in fact. Where some came by to point entry out to him, as if incredibly it couldn't at all be HIS. Noooo. Just a weird overlay that another modeler made a Dutch B-10 too. Yea.



Particular as I know Jim to be, still easily can produce an awesome build in short order when he feels the need for speed. Take a GOOD LOOK at this Dutchman:






Great Martin from an awfully dicey old Williams Brothers kit, James. I've done this bird from same kit, twice, it's not for the faint of heart. Soldier of Orange # 1 is officially finished for TriCity Nine. Oddly, I don't recall any one else, including those who espouse Jim's so called "slows", having anything for finished table for this event as yet. Must be my bad eyes. Must be. O Yea.



We weren't all just about the display table items at the meeting, either. As demonstrated amply on the left, RC9 Chris Bucholtz doesn't just edit, or blog, or write about scale models, he **ACTUALLY BUILDS THEM** too.

This passel, formed in front of work area he secured, included not only his "Snap2it" project; aka Chris's totally reworking in progress of Monogram B-26 (early). There also, his prototype mastering of the 1/72 F11F-1 Tiger cockpit (soon enough from the Depths of Obscureco it will emerge as item).

Chris used a recent product also now in another Hasegawa shell, as seen with this A-3 Skywarrior underway. Chris points out, Hasegawa did a great job engineering to be a multi part, option any version you'd like kit (well, many if not all) kit. In so doing, a translation into big PIA to build. However, he's well up to the challenge.



Not just a Tiger and Whale fan, like me Chris also passionate for SPADs. Thus his Hasegawa A-1 will include a bombload with Bucholtz's


Speed Spin Striping amply applied. He will explain again when I have time to take notes, see results now.






So while Chris patiently pushes on with some lovely Grumman and Douglas jewelry in the rough, nearby Mark Schynert had underway a Nubile Nippon which I for one, had no idea was ever extant.

This lanky in an odd way, single engine prop job, was roughly like a Japanese Me-209 redux. It was noted by him in talk, I just missed it who built it in reality. As same for the kit maker. Oh well, my bad but admit it. If lucky, I'll see this again and get all of this detail.



Ray Lloyd distracted me, that's the ticket! Why shouldn't I follow the lemmings off cliff and blame someone for my own loss of attention, sure. I can plead "not guilty by reason of diminished capacity due to presence of bright shiny objects" as easily as the next guy. I'm being unfair to the next guy.

Who's that? Why our legendary Mr Gabriel Lee, who's got quite a number of projects underway. One of these, absolutely well titled, is "The Mystery Machine". More on this in a wee while. Gabriel had plenty of company in the room working on numerous projects. Whom the Buzz Editor of course managed to miss entirely the gist of their discussions like I did with his. It is no accident that I have several times a year in last few, pointed out that a saint would be someone who'd like to perhaps take some notes every Nest they attend. Sharing over to Editor or supplement his so we get a fuller depth of perspective what sarcastic soirees these really are. Oh well. For now, just know that Lyle Tsuji for instance, had a magnificent start on his MiG-31 Foxhound by ICM, Cliff Kranz was speed building more of those metal tracks for more armored menaces he does so well, Christine and Dave Anderson were toiling patiently away on Waco Gliders and Wallace/Gromit (hmm...WG WG who give here you two?), Sarge Frank Beltran was bravely tackling a Sukhoi Fencer while selling great books at same time, Ron Wergin was also selling those volumes while working patiently at another unrecorded masterpiece. A Baynes Bat was seen in Frank Babbitt's work area, along with a 1/48 scale Hurricane of great promise. And so forth...







So in closing, I show you Gabriel Lee's Mysterious Island of modeling...and indicate support for everyone who came and shared their fun with us all for another month.

As for the Big Smiling Free Hornet Surprise This Time...



## Mike Woolson

won Model of the Month for this Wessex

*And if you'd like to see MORE pictures:*

*link on here* [www.fremonthornets.org](http://www.fremonthornets.org) (gallery) under Hornets Nest 2013 meets look for April of course

Mick Burton, madman at large – [DAZE61283@mypacks.net](mailto:DAZE61283@mypacks.net)

(sole fool responsible for bad content or rude comment here)

“Come for the models *Stay for the Sarcasm*”