

AN UNAUTHORIZED (mostly due to unnecessary, also because I said so being I'm the Author) PUBLICATION

The BUZZ – of The Fremont Hornets V.1

Issue 5

January 31 2013



Somehow managing to wing it for now over 36 years...

Welcome

IN THIS ISSUE – You will find: (basically in the listed order, tho a stream of consciousness device)

A Short Take on Present BUZZ (Issue's Editorial, in case you needed clarification)

Reminder of Upcoming Nest 2-8-13

Short schedule of upcoming near meets and events of possible interest to Hornets and their friends

Far and Away Hornets visit the SR Super Auction!

REVIEW FROM THE FRONT – Last looks at our First 2013 meeting


GET FINISHED WITH SOMETHING ! Only 9 DAYS until IPMS Santa Rosa & IPMS Mt Diablo host Hobby Expo '13

AND YOU "AUTO" KNOW...Show up with your Hornet Gruppe Build 2012 contribution for that show day. Thanks

THE Latest BUZZ (as of Jan 31 2013 midday)

(a Short Take On Present Buzz) by Mick Burton, Buzz Editor (& Hornets Treasurer a Deux, Current Contest Director for 2012/13 season)

YES! Now SIXTH, The Buzz continues its 1st Generation. A way of keeping things Fremont Hornet interest related, updated until time when it's no fun, becomes just work. In the meantime, check out my latest confusions: The "old" Hornets website is again available for viewing, no longer redirect to "new site in exile" when linking to www.fremonthornets.org. As of today at Buzz #5 publication, "old" site has updated Galleries of 2012 and 2010 Hornets Nests to extent I have pictures available, and all TriCity Nine (new) contest data is accurately posted there for direct online viewing.



Results of TriCity 8 which didn't get posted "on line" before also are there, only available as PDF downloads before and not even then until we were accessible "in exile". www.fremonthornets.yolasite.com Almost all the models that showed at TriCity 8 are now in Gallery, thanks to Vlad, I had them to upload. I am surveying the next several weeks which website "style" will become "signature" (the bloglike vs more traditional), so you know. – *mickb*

The Hornets Nest Night coming up Friday February 8 @ Irvington Locale

WILL BE

A BUILDFEST, Model Talk and Business Night

SO please show up in any case to the Nest and enjoy, contribute. REMEMBER, "Buildfest" nights, like "Model Talk Only" nights, are not mandates which force you to bring anything besides yourself, or do anything more than be there to share some air. If you don't feel like doing any "building as we talk", bring a project finished or not like always for "Model Talk" portion. Or come on down to enhance the sarcastic swagger, without any target of your own on tables. Business as usual, you might put it. Speaking of business, here's few calendar item notes of which you may need knowing.

Saturday, February 9 2013 – Hobby Expo 2013 "Models from the Movies" theme, Petaluma Community Ctr, Petaluma 930A – 4PM

Saturday, February 16 2013 – NNL West hosts Western Nats 2013, Theme "1963" Cars, Santa Clara Convention Ctr, Santa Clara 9AM-4PM

Saturday, March 23, 2013 – SVSM hosts Kickoff 2013 "Go The Distance" Theme for Record Setters, Endurance Champs, etc. Hall D, SCCC.

Our last opportunity for the Hornets to aim for a take home of an award for Gruppe Build "Cars", with an entry in "Collections". Don't miss it !

Saturday, April 27, 2013 – IPMS Seattle's "SPRING SHOW" Renton Community Center, 1715 Maple Valley Hwy, Renton WA



NEW YEAR OPENS NORTH WITH PIZZA AND PLASTIC RESPLENDENT FOR SOME HORNETS

Somehow, the night after our 2013 opener meeting, some few of us (Priete, Meek, Burton, Brian Sakai and even the Balderrama clan !) managed to trek up to Santa Rosa's Round Table Pizza for...what else? MORE EATING AND CHANCE TO BUY MORE PLASTIC STUFF. Also known locally as the Annual "Super Auction" for the Hobby Expo fund raising. This year featured some "special items", namely a number of "box art icons", the very kits that starred on a good many familiar Testors boxes in the bygone days when US marketing seemed to think "you must show only what's in the box", instead of that great box painting of old.



As you see above, a splendid response turnout of the unusual suspects. On the right, Chris Z diverts attention so that Jim Priete can slip in and change all bids to win those items he wanted at a favorable return, correcting any mistakes I'm sure. Never confirmed if Art Silen left his hat as seen, seeking loose change for bids.

Kidding aside, we got down to serious business pretty quickly. Just look at the speed Greg Reynolds was achieving, no doubt helped by the pressure of all those models staring at him from table. We all were spoiled with choices you know, there wasn't just built up plastic to bid on. A number of unique books including some very rare Star Wars art volumes, tools, paints and of course unbuilt kits in all



the basic construction flavors (air, armor, auto) and pleasing scales (goodly 1/35, better 1/48, superior 1/72 and even the ever popular 1/520th or 1/118th) on hand.



The “Testors Collection” of built ups went on the block first. Here are several whom I had short fantasies of bidding on, overwhelmed with nostalgia but not disposable funds.

Having built some of these in their original days as “Hawk” models, pleased to find out they really were as nice in reality built up as they were on Testors boxes.




The Eastern Airlines DC-3 was the one I had my eye on knowing full well it was most likely of them all to be contentious bidding. In the end, a fellow Hornet won it, Brian Sakai. Those 1/48 Howard DGA racers “Ike” and “Mr Mulligan” were sweet, rigged with wire, alas I was to pass on pursuing them as well. Later on, even the relative abundance of Meng 1/35 scale “Minenraumers” and “Technicals” didn’t break in my favor in bidding wars. Still, the night was fun, the friends worth seeing as always, and went home with a goodly pile of treasures. I also left with knowledge we’d put up a spirited amount of those desirable funds for running of Hobby Expo, so for everyone, mission accomplished! My few donations of bid items did bring along another 37 dollars towards that goal, another intel I’d been pleased to acquire.

We are blessed to have such a Region and such people in it, that this mad fun can be counted upon annually. Don’t take it for granted, though. If you didn’t come up or donate something this year, make an effort next year. You and we all be glad you did. Thanks to IPMS Santa Rosa for another “Super Auction” night. - mick

REVIEW of Hornet's New Year Opening Nest



We started the year out right it would seem, and a good meeting turnout was rewarding. Not entirely thorough in my minutes taking my apologies, bear with me here or better yet, offer to take them yourself at the next meeting ! Then everyone wins. Understanding and benevolent President Louis Orselli let the group get well settled and working, before calling the meeting to order at 9 pm, After a quick rundown on recent news including an emphatic reminder about the Santa Rosa club's auction occurring the very next evening, we proceeded to "model talk". Chris Bucholtz was chosen to be first, rather fortuitous actually as it turned out. Earlier, he'd shared with me a chance to see what he's working on, in resin. I still haven't managed to record correctly what it's actual specific identity is, however, it's unique and engaging in its single engine two seat character. As he explained to us all, the Northwest Scale Modelers group (non IPMS) have invited him to participate in their plans for two days of February 2013 exhibition at the Seattle Museum of Flight. As is their past practice NWSM put this show on with a specific theme which the modeler support is crucial to key into. This year's theme is "Latin American Air Forces" and Chris' s model WIP is a current Mexican Air Force trainer, which meshes nicely. Chris shared how he crafted an instrument panel (none supplied) and also beat the devil at his own game in fitting the cowling, which he made sure we knew fit as poorly in real life as this model depicted. Great job, and Chris wasn't sparing himself any grief.





Chris has a Special Hobby 1/72 Firefly he was clearly still willing to lay hands on modeling (despite nonextant fits) as one example.

Don't forget, his chosen "Snaptite" for Gruppe Build 2013, Monogram's B-26.

Which, as it turns out, is a splendid representation of the Martin B-26B !

Only Chris needs it to become a B-26A for his project. So there.





Frank Babbitt had his own squad of work underway, including an old 1/72 Heller LeO-451 twin, 1/32 Revell He-162A, Airfix's Fouga Magister alongside his first Civil Air work, a 1/144 Minicraft Douglas DC-8 Super on the display table.



Steve Kumamoto didn't bring a model, but he did have an excellent book on the illustrator Howard Pyle. Resulted in VP Burton interrogating him mercilessly to reveal all he knew currently on the subject! Happily, gave us the information that Pepperdine University would be hosting an Art Exhibit featuring the works of Pyle and a couple others, all on travelling loan from "The Kelly Collection", until March 26th. Don't know Pyle's work? One example of his reach into today is that his romantic imaginings of "old days Euro Pirates" in how they dressed became now basically iconic style references. AAAARRRRRRR, there ya go matey. Now ya know, the rest of the story. Go walk the plank now. Thanks from me goes to Steve!

Roy Sutherland regaled all of us with further tales of torture in work to the completion (nearly now) of his Dragon Cyber Hobby 1/72 Gloster Meteor III.

Mark Schynert's Valom Buckmaster provided us his value added version of the same process. As he adroitly pointed out, pain or pleasure, this is likely the only way beyond a scratchbuilt means he (or we) will ever see this subject modeled. Clearly a rank prejudice against British twins, I would say! (ed.)





Cliff Kranz demonstrated “mad” skills in his constructing within the rather short hours of the meeting an almost a complete run of metal track works for an armor project he didn’t bring along.

As he explained, he uses music wire rather than original (kits’) supplied pins of which Cliff clearly was no longer fan. Trust me, he made a very good case for using his technique that night. Also a way showing Buildfests do build value, one underappreciated facet of “social or club modeling” Thank you Cliff!



He’d also brought in his completed “old Hot Rod” a 1930s car like the one his dad “rodded” long before this term became iconic. Cliff also had a “Stuart” rendered “in comic book” as “The Ghost Tank” which meant the entire vehicle (including overall trackwork, machine gun) is a single shade of green.




Gabriel Lee has his signature effort for the “SNAP TO IT” club project well underway. “Snap To It” became the official title for Hornets Gruppe Build 2013, thanks Gabriel, that’s a keeper we all agree. His project? It’s a Mystery... Van from Scooby Doo. Complete with characters as you can see in the meeting pics.

Speaking of Group Projects, Brian Sakai had his Fokker D 23 underway, in what will be of course, DUTCH markings for Brian’s own signature thematic link to our 2013 TriCity event’s chosen path.

Remember? “Soldier of Orange”, eh?



Kent McClure's 1/72 JSU-152 doesn't appear to be Dutch yet excellent to make TriCity 9 more varied, for the small scale armor categories last event were light !



Jim Priete gave a look at the incredible interior look he rendered in his 1/48 C6N1 Judy from Hasegawa, much of it won't be nearly as sweetly visible whence he closes up those halves of fuselage.

Jim also has a 1/48 Seafang in the works thanks to assistance by Mike Meek for it.



Louis Orselli has his Testors edition of the venerable 1/48 Hawk Ryan ST well underway, fits his plans for the TriCity "Going Dutch" clearly, with those out of the box "Netherlander on floats" decals beckoning him. Not hardly one to be "typecast" President Louis brought out for assistance in identification before he takes it on as a project, a "winged thing" which you can see in picture. Sadly, I did not record (again!) the correct answer which he easily got from two other Hornets.




Another one in similar vein that got away from me, is what Chris Zanella was working on seen here

Very intriguing and exotic model.



Ray Lloyd has underway a Z/28 Chevrolet... Eerily, that car directly echoing Louis' WIP car, itself another Chevy. Indeed a 1970 Nova which spooked Burton entirely, seeing as he had one like it, just a car kit bought in an effort to get slicks for his OTHER Chevy underway that day.

That OTHER being Burton's 1937 "Stovebolt" dragster. Along with his only model completed, it too a Chevrolet. This time a 1967 Impala done in a "Root Beer Brown" (metallic) using the Testor's One Shot Lacquer system for the fourth time (each a different color and model)




Barely started but happy to show it anyways, the Anigrand 1/72 resin marvel in a small box, aka the Convair XB-46 bomber from 1947. Shown mostly as a hope "talisman" as Burton is wishing to have done before TriCity Nine. Looking for something unique to put in MultiEngine Jet 1/72 entries there.



A pair of odd German twinjets, British twinjet just as odd in 1/72, a "Coastie" Provider in 1/144 all as WIP, finished up Burton's crowding of the display area. They, sensibly speaking, will be covered in detail another time. But here's some pictures of them anyways...



Ben Pada's magnificent WIP got a lot of looks for good reason (see below). Our local master of Natural Metal Finishes is definitely putting us on notice "Natural Wood" may soon also be an expertise of his to deal with, in any loss to him at competition table! "Island" Ben has Tamiya's 1/48 Sturmovik well along with his first rendering of the wood areas, in unpainted finish as he plans to complete a "factory" version. All very promising so far, as you can likely see. So good that it was only the fact that late arriving Hornet Randy J Ray had in fact finished his model, which put Ben in runner up column for January Model Of the Month winner



Randy's timing left me without shot of his winner at meeting...

However, I'd already plenty of good pictures up on the club website and in last issue of this Buzz...for he deservedly took home the January 2013 MOMA with his delicious completion of DML SU-100. Congratulations !

Our famous club night Raffle closed inaugural meeting in fine twisted stead, seeing two repeat favorites making a return as pool prizes. First ticket to Jim Priete, who promptly chose 1/32 Revell Germany Heinkel He-219 Owl. Jim quieted rancor by pointing out this: While yes, he runs the damned raffle ticket desk all these years, this was **FIRST TIME IN 2 YEARS** it resulted in a win for him. This helped a little when next, Burton won the next ticket drawn, taking 1/48 Roden Beech Staggerwing away, only to then draw the ticket for Louis Orselli. Occurring in real time amidst of a rant by Chris Zanella that the next ticket better not be an officer up front...which of course it was!

President Louis being the generous person he is, silenced all with his swift announcement he didn't plan to take the draw. All then returned to "normal" with his pull of a ticket for "Southern Lad"

Frank Babbitt (AKA he who ALWAYS wins at our club night raffle)

Frank happily took the Revell H-34 in 1/48 (yes, very H-34 kit that some "experts" on Hyperscale chose to berate any who dared suppose this wasn't a "lost molding". Beratees included one of our own, Ray Lloyd, who proved quite gentlemanly in "his final answer") So goes the last helo, in cantankerous rotation .

As I said, returned the Earth to its proper spin on axis so we could end the meeting. Seeya!

And if you'd like to see MORE pictures: link on here

<http://s919.photobucket.com/albums/ad35/smilodon49/Hornets%20Nest%20January%202013/>

Mick Burton, madman at large – DAZE61283@mypacks.net

(sole fool responsible for bad content or rude comment here)

"Come for the models Stay for the Sarcasm"

